



Mission Critical Server Solutions

• NVMe • EDSFF/NF1/U.2 • 100G/25G Ethernet • 100G IB/OPA • SRSD™
2nd Generation Intel® Xeon® Scalable Processors (Cascade Lake-SP)



All-Flash NVMe Server Innovations

Up to 1PB capacity with 32 hot-swap EDSFF/NF1/U.2/Ruler NVMe drives



- SYS-1029P-N32R / SYS-1029P-NR32R / SSG-1029P-NER32L / SSG-1029P-NMR36L
1U/32 All-Flash NVMe server
- Dual Drawer/Tray with a total of 32 NF1/U.2/Ruler NVMe SSDs
 - Up to 6TB 3DS ECC DDR4-2933 MHz RDIMM/LRDIMM in 24 DIMM slots; or, up to 6TB Intel® Optane™ DC Persistent Memory in memory mode (Cascade Lake only)
 - 2 PCI-E 3.0 x16 slots; 2x 10GBase-T ports, dual M.2 boot drives
 - Dual Intel® Xeon® Scalable Processors up to 205W TDP
 - Redundant 1600W Platinum Level power supplies
 - IPMI management with dedicated LAN

4U Inferencing Engine

Up to 20 single-width GPUs, and 24 hot-swap 3.5" drive bays in 4U



- SYS-6049GP-TRT
- Supports up to 20 single-width GPUs; 24x 3.5" Hot-swap drive bays
 - Dual 2nd Generation Intel® Xeon® Scalable Processors to 205W TDP
 - Up to 6TB 3DS ECC DDR4-2933 MHz RDIMM/LRDIMM in 24 DIMM slots; or, up to 6TB Intel® Optane™ DC Persistent Memory in memory mode (Cascade Lake only)
 - Optimized cooling with no GPU pre-heat
 - 2x 10GBase-T ports via Intel® X540
 - 4x 2000W (2+2) redundant Titanium Level (96%+) power supplies

Disaggregated Resource Saving Architecture

SuperBlade™ - 6U
20/14/10 hot-swap DP or UP nodes in 8U/6U



- SBI-6429P-C3N (25 Blade)
SBI-6419P-C3N (15 Blade)
- Future Proof Disaggregated Compute and Storage Modules, Enclosure, Power, Networking, and Management
- Highest Performance – Up to 205W Intel® Xeon® Scalable Processors
 - Maximum Memory Capacity – 24 DIMMs (2S), 12 DIMMs (1S)
 - 14 Blades – 14x 2S or 14x 1S with 2x 25G/10G switches, 1 CMM
 - 10 Blades – 10x 2S or 10x 1S with 4x 25G/10G switches, 2 CMM
 - Redundant (N+1/N+N) Platinum (96% efficiency) AC power supplies
 - Redundant (N+1/N+N) DC power supplies
 - Battery Backup Power (BBP) modules
 - Free Air Cooling

X11 Cascade Lake Solutions

Intel® Xeon® Scalable
Processors Supported
(Cascade Lake/Skylake)




Supermicro has tested and validated the Intel® Xeon® Scalable Processors on all our X11 server, storage, blade, and serverboard platforms.

The 2nd Generation Intel® Xeon® Scalable Processors (Cascade Lake) features

- 70W to 205W TDP • Up to 28 cores per socket • Up to 6 ch. DDR4 per CPU • 2933MHz two DIMMs per channel*
- UPI: 2-3 channels per CPU (Up to 10.4GT/s) • PCI-E: 48 lanes per CPU
- Supports Intel® Optane™ DC Persistent Memory (Cascade Lake)

NEW! Intel® Xeon® Processor Scalable Family (Cascade Lake/Skylake) Servers



Supermicro Supports the 2nd Generation Intel® Xeon® Scalable Processors

The 2nd Generation Intel® Xeon® Scalable Processors (Cascade Lake) and Intel® Optane™ DC Persistent Memory (Apache Pass) bring frequency and architecture improvements and support higher memory bandwidth and capacities. The 2nd Generation Scalable processors not only provide higher frequencies, but also provide Intel® Deep Learning Boost (VNNI) to accelerate AI inferencing and Intel® Speed Select Technology to optimize performance at boot time. Intel® Optane™ DC Persistent Memory brings a new class of memory to Supermicro systems enabling big and affordable memory with native persistence for higher application performance and availability.

Supermicro has been testing and validating the new processors on all our X11 server, storage, workstation and Building Block Solutions.



*2933 MHz in two DIMMs per channel can be achieved by using memory purchased from Supermicro

X11 High-Density NVMe Systems

Intel® Xeon® Scalable
Processors Supported
(Cascade Lake/Skylake)



- Extremely High-Density and High-Performance All-Flash Servers
- Supports the 2nd Generation Intel® Xeon® Scalable Processors (Cascade Lake)
- Supports Intel® Optane™ DC Persistent Memory
- Industry Standard EDSFF/U.2 NVMe drives, and NF1/Ruler NVMe drives



SYS-1029P-NE32R

1U 32 EDSFF E1.L (Long)

Key Features

- IOPS Intensive Storage
- Industry Standard All-Flash NVMe drives
- Supports E1.L form factor
- Up to 205W Intel® Xeon® Scalable Processor with 3 UPI
- 24 DIMM support with optional Intel® Optane™ DC Persistent Memory
- Intel® Quick Assist Technology
- Redundant 1600W Titanium Level high-efficiency power supplies



SSG-1029P-NER32L

1U 32 EDSFF E1.S (Short)

Key Features

- IOPS Intensive Storage
- Industry Standard All-Flash NVMe drives
- Supports E1.S form factor
- Up to 205W Intel® Xeon® Scalable Processor with 3 UPI
- 24 DIMM support with optional Intel® Optane™ DC Persistent Memory
- Intel® Quick Assist Technology
- Redundant 1600W Titanium Level high-efficiency power supplies

1U 32 U.2 NVMe

Key Features

- IOPS Intensive Storage
- Industry Standard All-Flash NVMe drives
- Supports 32 Hot-Swap U.2 SSD form factor drive trays
- Up to 205W Intel® Xeon® Scalable Processor with 3 UPI
- 24 DIMM support with optional Intel® Optane™ DC Persistent Memory
- Intel® Quick Assist Technology
- Redundant 1600W Titanium Level high-efficiency power supplies



SYS-1029P-N32R

1U 32 NF1 + 4 M.2 Drives

Key Features

- Up to 32 NF1 SSDs (4-16TB capacity per drive) and 4 SATA M.2 drive slots
- Up to 10 million IOPS in 1U
- Front-loading bays with optimized air-flow
- Hot-swap and Power Loss Protection
- All flash NVMe drives
- Supports new NF1 form factor
- SKL (up to 205W), 3 UPI designed for up to 10.4 GT/s[[nid:9987](#)]
- 24 DIMM support
- Intel® Quick Assist Technology
- Redundant 1600W Titanium Level high-efficiency power supplies



SSG-1029P-NMR36L

X11 Ultra

Intel® Xeon® Scalable Processors Supported
(Cascade Lake/Skylake)



- **All-Flash Support** Up to 24 NVMe hot-swap 2.5" Drives in 2U
- **A Full Range of Processors** Up to 205 watt TDP CPUs
- **Full Memory Support** 6TB in 24 DIMMs
- **High Flexibility** Variety of networking options
- **Supports the 2nd Generation Intel® Xeon® Scalable Processors (Cascade Lake)**
- **Supports Intel® Optane™ DC Persistent Memory**

1U Ultra

SYS-1029U: 2.5" Drive Bays

- TR4: 4x GbE
- TR4T: 4x 10Gbase-T
- TRT: 2x 10Gbase-T
- TRTP: 2x 10GSFP+
- TRTP2: 2x GbE, 2 10GSFP+
- TR25M: 2x Mellanox 25GbE
- TN10RT: 2x 10Gbase-T, 10 NVMe



SYS-1029U-TN10RT

10 NVMe | 24 DDR4 DIMMs | 2x 10GBase-T
Titanium Level, 96% Efficiency Power Supplies



SYS-6019U: 3.5" Drive Bays

- TR4: 4x GbE
- TR4T: 4x 10Gbase-T
- TRT: 2x 10Gbase-T
- TRTP: 2x 10GSFP+
- TRTP2: 2x GbE, 2 10GSFP+
- TR25M: 2x Mellanox 25GbE
- TN4RT: 2x 10Gbase-T, 4 NVMe



SYS-6019U-TN4RT

4 NVMe | 24 DDR4 DIMMs | 4x 10GBase-T
Titanium Level, 96% Efficiency Power Supplies



2U Ultra

SYS-2029U: 2.5" Drive Bays

- TR4: 4x GbE
- TR4T: 4x 10Gbase-T
- TRT: 2x 10Gbase-T
- TRTP: 2x 10GSFP+
- TR25M: 2x Mellanox 25GbE
- TN24R4T: 4x 10Gbase-T, 24 NVMe



SYS-2029U-TN24R4T

24 NVMe | 24 DDR4 DIMMs | 4x 10GBase-T
Titanium Level, 96% Efficiency Power Supplies



SYS-6029U: 3.5" Drive Bays

- TR4: 4x GbE
- TR4T: 4x 10Gbase-T
- TRT: 2x 10Gbase-T
- TRTP: 2x 10GSFP+
- TR25M: 2x Mellanox 25GbE



SYS-6029U-TR25M

24 DDR4 DIMMs | 2x 25G
Titanium Level, 96% Efficiency Power Supplies



Highest Performance Ultra SuperServers



Supermicro Ultra SuperServers are designed to deliver the highest performance, flexibility, scalability and serviceability to demanding IT environments, and to power mission-critical Enterprise workloads.

With support for the 2nd Generation Intel® Xeon® processor Scalable family CPUs which boast incredible benefits over previous generations. Brand new advancements in Intel® Xeon® architecture include Intel® UltraPath Interconnect (UPI) and Cross Bar technologies which provide direct communication between two CPUs in a dual socket server to catapult performance and dramatically reduce latency.

Available in 1U and 2U form factors, Ultra SuperServers support up to: **6TB** 3DS ECC DDR4-2933 MHz RDIMM/LRDIMM in 24 DIMM slots; or, **6TB** Intel® Optane™ DC Persistent Memory in memory mode (**Cascade Lake only**); SATA3 with optional SAS3 and NVMe support for increased storage bandwidth; a variety of Ultra Riser options including built-in 1G, 10Gbase-T, 10G SFP+, 40G and 25G Ethernet options; support for add-on SAS3 HW/SW RAID controllers and additional PCI-E 3.0 slots. The range is the perfect fit for diverse workloads and applications and can be easily reconfigured for multiple Enterprise and Data Center applications in Virtualization, Big Data, Analytics and Cloud Computing.

X11 GPU


Intel® Xeon® Scalable
Processors Supported
(Cascade Lake/Skylake)



2/4/6/8/10/16/20 GPUs/Coprocessors in 1U/2U/4U/10U Form Factors
Supports up to: 56 Cores per Server • 205W TDP CPUs • 6TB DDR4-2933MHz in 24 DIMMs
Supports: 10GBase-T • Redundant Titanium Level (96%) Power Supplies
Supports Intel® Optane™ DC Persistent Memory (Cascade Lake)


- 16 GPUs using NVLink and NVSwitch
- Intel® Xeon® Scalable Processors (Cascade Lake/Skylake)
- Dual Socket P (LGA 3647) supported, CPU TDP support 205W, 3 UPI up to 10.4 GT/s
- 16 hot-swap NVMe 2.5" drive bays; 6 hot-swap SATA 2.5" drive bays
- 6x 80mm Hot-swap PWM Fans; 8x 92mm hot-swap fan;
- Up to 6TB 3DS ECC DDR4-2933MHz RDIMM/LRDIM in 24 DIMM slots, Up to 6TB Intel® Optane™ DC Persistent Memory (Cascade Lake only)
- 6x 3000W Redundant (5+1) Titanium Level Power Supplies

SYS-9029GP-TNVRT (HGX-2 Platform)
10U System with 16 GPUs using NVLink and NVSwitch



SYS-6049GP-TRT

- 20 Single Width GPUs
- 20 single width NVIDIA® T4 GPUs
- Dual Intel® Xeon® Scalable Processors (Cascade Lake/Skylake), up to 205W TDP, Dual Root Architecture
- 24x 3.5" Hot Swap drive bays
- 4 Redundant 2000W (2+2) Titanium Level Power Supplies
- 24 DIMM Slots DDR4
- 8 heavy duty fans



SYS-1029GQ-TVRT

- 4 GPUs in 1U
- Dual Intel® Xeon® Scalable Processors (Cascade Lake/Skylake)
- 4 NVIDIA® Tesla® V100 with NVLink™ in a 1U
- 2x 2.5" Hot Swap NVMe/SAS3/ SATA3 Drive Bays
- 12 DIMM Slots DDR4
- 7 Internal Fans

Maximum Acceleration and Cost Effective Scalability for AI, Deep Learning and HPC Applications



Supermicro GPU systems offer a broad portfolio to suit the most demanding workloads requiring GPU co-processing capabilities. From systems optimized for AI learning environments, inference systems, or HPC applications; Supermicro offers choice in the right system for your needs combined with the flexibility of near limitless configuration options; unlike fixed configuration alternatives.

With support for the 2nd generation Intel® Xeon® processors, Intel® Optane™ DC Persistent Memory, and multiple options for NVMe, SAS or SATA drives the Supermicro GPU systems provide the optimal foundation for maximum performance with the latest in GPU technologies.

To provide the highest performance and lowest latency, NVIDIA® NVLink® and/or NVSwitch® connect multiple NVIDIA® Tesla® V100 GPUs in GPU systems optimized for learning, with a 10U HGX-2 system providing up to 16 V100 GPUs, a 4U system providing up to 8 V100 GPUs, and a 1U system providing up to 4 V100 GPUs. Systems optimized for inferencing are composed of NVIDIA® Tesla® T4 GPUs, with a 4U system providing up to 20 T4 GPUs. Additional models support single or dual PCI-E root complex for high performance optimization.

With a broad line of GPU systems supporting 1, 2, 4, 8, 16 or 20 GPUs across form factors ranging from a dense 1U system through the most powerful 10U system; supporting Scientific Research, 3D Rendering, HPC, Virtual Desktops or AI/Deep Learning is all possible with the highest performing systems available.

X11 SuperBlade®

Intel® Xeon® Scalable Processors Supported (Cascade Lake/Skylake)



- UP, DP and MP platforms supporting new generation Intel® Xeon® Scalable Processors
- 100G EDR InfiniBand, 100G Intel® Omni-Path Architecture or 1G, 10G, 25G Ethernet
- Hot-swap U.2 NVMe SSD and HW SAS3 RAID support
- Redundant 2200W Titanium Level (96%+ efficiency) digital power supplies
- 1200W Battery Backup Power (BBP®) modules
- Supports the 2nd Generation Intel® Xeon® Scalable Processors (Cascade Lake)
- Supports Intel® Optane™ DC Persistent Memory



6U SuperBlade - Up to 10/14x 1S/2S Nodes

Single or Dual Intel® Xeon® Scalable Processors supported

12 DIMM slots

24 DIMM slots



SBI-6419P-C3N/T3N
SBI-6119P-C3N/T3N



SBI-6429P-C3N/T3N
SBI-6129P-C3N/T3N

Disaggregated Resource Saving Architecture



8U SuperBlade - Up to 20x 2S/10x 4S Nodes

Dual or Quad Intel® Xeon® Scalable Processors supported

100G* networking, NVMe/SAS3/SATA3

100G* networking, 8 NVMe/SAS3/SATA3



SBI-4129P-C2N/T3N



SBI-8149P-C4N/T8N

*100G: EDR InfiniBand or Intel® Omni-Path Architecture

4U SuperBlade - Up to 14x 2S Nodes

Dual Intel® Xeon® Scalable Processors supported

NVMe/SATA3

SBI-4429P-T2N


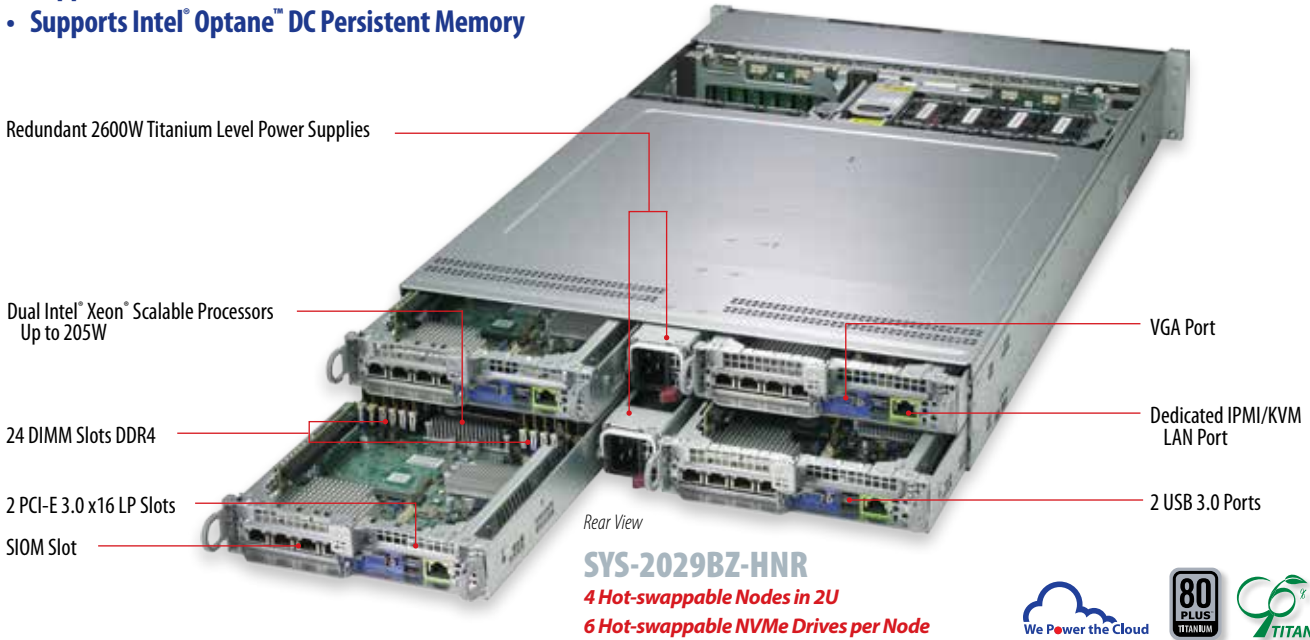


X11 3 UPI BigTwin™

Intel® Xeon® Scalable Processors Supported (Cascade Lake/Skylake)



- Resource Saving Architectures
- 50% increased bandwidth between CPU-to-CPU (10-30% improvement in performance depending on applications)
- Full utilization of Platinum and Gold CPU features (3UPI)
- 4x on-tray fans with each node for redundant N+1 cooling
- Supports the 2nd Generation Intel® Xeon® Scalable Processors (Cascade Lake)
- Supports Intel® Optane™ DC Persistent Memory



BigTwin™

<p>SYS-2029BT-HTR/HNR/HNC0R/HNC1R/HNTR SYS-6029BT-HNC0R 4 DP Nodes in 2U 24/12x 2.5"/3.5" NVMe/SAS3/SATA3 drives</p> <p>Node A Node B Node C Node D Front View - 4 DP Nodes in 2U (2.5" drives)</p> <p>Front View - 4 DP Nodes in 2U (3.5" drives)</p>	<p>SYS-2029BT-DNC0R SYS-6029BT-DNC0R 2 DP Nodes in 2U 24/12x 2.5"/3.5" NVMe/SAS3/SATA3 drives</p> <p>Node A Node B Front View - 2 DP Nodes in 2U (2.5" drives)</p> <p>Front View - 2 DP Nodes in 2U (3.5" drives)</p>
---	--

Supermicro X11 BigTwin™ Solutions



The Supermicro Twin SuperServer® systems are a family of high-density 2U hot-plug node servers available with a variety of memory capacities, HDD technologies, PCI-E alternatives, networking capabilities, and GPU support options. Support for the 2nd Generation Intel® Xeon® Scalable Processors (Cascade Lake-SP) enables a host benefits to each generation of the Twin architecture with up to: 6TB 3DS ECC DDR4-2933 MHz RDIMM/LRDIMM in 24 DIMM slots; or, 6TB Intel® Optane™ DC Persistent Memory in memory mode (Cascade Lake only), flexible networking options of up to 100G, and integrated Ultra Path Interconnect technology for lower latency and extra bandwidth.

The BigTwin™ is the 5th generation of the breakthrough Twin architecture which extends the compute and storage capabilities of Supermicro's 2U TwinPro and 1U Twin family SuperServer systems. Offering up to 24 All-Flash NVMe or Hybrid HDDs, 2 low-profile PCI-E x16 slots and 1 SIOM slot for maximum networking flexibility, the BigTwin™ is optimized for today's demanding IT requirements.

X11 SuperStorage®

Intel® Xeon® Scalable Processors Supported (Cascade Lake/Skylake)



New! Highest Performance and Storage Density

- Supports the 2nd Generation Intel® Xeon® Scalable Processors (Cascade Lake)
- Supports Intel® Optane™ DC Persistent Memory
- Supports up to: 56 Cores per Server, 205W TDP CPUs, 6TB DDR4-2933MHz in 24 DIMMs, NVMe, SAS 3.0, Quad 10G Base-T LAN, Redundant Titanium Level Power Supplies

Top-Loading



SSG-5049P-E1CR45H/L
SSG-6049P-E1CR45H/L
SSG-6049P-E1CR60H/L
SSG-6048R-E1CR90L

Simply Double



SSG-2029P-E1CR48H/L
SSG-6029P-E1CR24H/L

SBB



SSG-2029P-DN2R24L

General Purpose



1U

SSG-6019P-ACR12L
SSG-5019D8-TR12P



2U

SSG-2029P-ACR24H/L
SSG-2029P-E1CR24H/L
SSG-6029P-E1CR12T
SSG-6029P-E1CR12H/L
SSG-6029P-E1CR16T



3U

SSG-6039P-E1CR16H/L



4U

SSG-5049P-E1CTR36L
SSG-6049P-E1CR24H/L
SSG-6049P-E1CR36H/L

High Performance Storage Servers The Foundation of a Flexible and Efficient Enterprise



New generation X11 Supermicro SuperStorage systems feature the 2nd Generation Intel® Xeon® Scalable Processors (Cascade Lake-SP), delivering the performance to drive Software Defined Storage to the next level. The Supermicro SuperStorage systems offer a no compromise storage platform with flexible market entry points from 2U, 3U, and 4U form factors using 2.5" or 3.5" drive bays For SAS3/SATA3 and NVMe storage media. SuperStorage servers support up to: 6TB 3DS ECC DDR4-2933 MHz RDIMM/LRDIMM in 24 DIMM slots; or, 6TB Intel® Optane™ DC Persistent Memory in memory mode (Cascade Lake only), PCI-E 3.0 slots, NVMe, flexible networking options such as Supermicro's SIOM cards and IPMI 2.0 with KVM and Redfish Support on a dedicated LAN port.

With Industry leading software compatibility Supermicro SuperStorage solutions present a number of key benefits to customers working with CPU and Capacity Intensive Storage applications, from the lowest-latency flash to massive scalability, there is an optimized model for every storage workload.


1U 32 NVMe JBOD

Intel® Xeon® Scalable Processors Supported (Cascade Lake/Skylake)



New! Density-Optimized 1U JBOD

- 32 NVMe SSDs in 1U • U.2 or Intel® Ruler Form-Factors
- Up to 8 Hosts or NVMeoF on JBOF • Redundant **Titanium Level Power Supplies**
- Supports the **2nd Generation Intel® Xeon® Scalable Processors (Cascade Lake-SP)**
- Supports Intel® Optane™ DC Persistent Memory



Petabyte Scale All-Flash NVMe Storage

High Density & High Capacity - 1U 32 hot-swap NVMe drives x 32TB = 1 PB

Serviceability - Hot-swap fan modules and power supplies & Hot-swap SSDs & Tool-Less Drive Trays

Accessibility - Remote system on/off and system management & Remote power cycling for each Individual SSD

Redundancy - Redundant Power Supplies and Fans

Performance - High throughput up to 64 GB/s data transfer rate



SSG-136R-NR32JBF
1U 32 Intel® "Ruler" SSDs

Host Interface Card - AOC-SLG3-4X4P

- Low profile standard Gen 3.0 PCI-E x16
- Performance 16GB/s
- Power consumption: 24W
- Dimensions (L x H): 6.1" x 2.71"



External PCI-E X8 Cable

- 8 mini-SAS HD x8 cable per JBOF
- Meets PCI-E External Cable Spec 0.7
- Multiple lengths: 1m, 2m, and 3m



Petabyte Scale 1U JBOF

With a total of 32 hot-swap NVMe drives in a 1U system, Supermicro's new NVMe solution will provide all-NVMe capacity at petabyte scale in 1U of rack space as the company will support 32TB NVMe drives in the near future. NVMe technology was developed to unleash the best possible latency and provide faster CPU to data storage performance for advanced computing.

The new 1U all-NVMe Storage JBOF system supports disaggregate storage into shared pools that are rapidly becoming the preferred hardware infrastructure for demanding Big Data analytics applications such as autonomous driving and real-time financial fraud detection. Up to 8 hosts can be directly connected to the 1U pooled NVMe storage.

Alternatively, for customers who want to deploy an NVMe over Fabric (NVMeoF) solution, hundreds of hosts can be connected to the pooled high-performance NVMe storage over Ethernet. In addition, Supermicro is developing a 1U 32 drive all-NVMe Storage Server with dual **2nd Generation Intel® Xeon® Scalable Processors (Cascade Lake-SP)** and 24 DIMMs. Supermicro 1U all-NVMe Storage Servers and JBOF solutions help maximize high-performance storage resource utilization and reduce the datacenter footprint resulting in lower TCO.

X11 8-Way/4-Way

Intel® Xeon® Scalable Processors Supported
(Cascade Lake/Skylake)




For SYS-8049U:

- Up to 12TB 3DS ECC DDR4-2933 MHz RDIMM/LRDIMM in 48 DIMM slots; or, up to 12TB Intel® Optane™ DC Persistent Memory in memory mode (Cascade Lake only), Support Apache Pass (AEP) DIMMs
- Up to 16 PCI-E 3.0 slots (included 6 PCI-E x16 & 10 PCI-E x8 PCI-E slots)
- Up to 24 x 3.5" SAS3 included 8 hybrid ports support U.2 NVMe via AOC
- Optional 6 GPUs Configuration

- 6 PCI-E 3.0 x16 Slots
- 10 PCI-E 3.0 x8 Slots

- Up to 12TB 3DS ECC DDR4-2933 MHz RDIMM/LRDIMM in 48 DIMM slots; or,

- Up to 12TB Intel® Optane™ DC Persistent Memory in memory mode (Cascade Lake only)



- (3+1) 1600W Redundant Platinum Level Power Supplies

- 24x 3.5" Hot-swap SAS3/SATA3 Drive Bays
- 8 Hybrid ports with NVMe via AoC

SYS-8049U-E1CR4T

7U 8-Way



SYS-7089P-TR4T

4U 4-Way



SYS-8049U-E1CR4T

2U 4-Way



SYS-2049U-TR4

For Enterprise Mission Critical Applications and Advanced Analytics, Database, Virtualization, and Scale-Up HPC Workloads, with up to:

- Supports the 2nd Generation Intel® Xeon® Scalable Processors (Cascade Lake-SP), Socket P (LGA 3647) supported, CPU TDP support 205W, 3 UPI up to 10.4GT/s; Supports Intel® Optane™ DC Persistent Memory
- SYS-7089P: Up to 24TB 3DS ECC DDR4-2933MHz RDIMM/LRDIMM in 96 DIMM slots; or, up to 24TB Intel® Optane™ DC Persistent Memory in memory mode (Cascade Lake only)
- SYS-2049U/8049U: Up to 12TB 3DS ECC DDR4-2933 MHz RDIMM/LRDIMM in 48 DIMM slots; or, up to 12TB Intel® Optane™ DC Persistent Memory in memory mode (Cascade Lake only)
- 23 PCI-E 3.0 expansion slots, 32 U.2 NVMe or 8 GPUs support (SYS-7089P)
- 16 PCI-E 3.0 expansion slots, 8 U.2 NVMe, and 6 GPUs support (SYS-8049U)
- 11 PCI-E 3.0 expansion slots, 4 U.2 NVMe, and 2 GPUs support (SYS-2049U)
- 4x 10GBase-T ports with Intel® X550 10GbE controller (SYS-7089P)
- Redundant Titanium Level high-efficiency (96%+) power supplies
- Total Solution with Server Management Utilities including IPMI 2.0

X11 Entry-Class Systems

Intel® Xeon® E-2100
Processors Supported
(Coffee Lake)



Supermicro servers, blades and towers have been workload optimized for the most powerful and cost-effective entry level systems to date.

The new Entry-Class X11 systems include:

- Up to 95W Intel® Xeon® E-2100 Processor • Up to 6 cores per processor • Up to 128GB DDR4 2666 MHz memory
- Up to two M.2 NVMe connectors supporting Intel® Optane™ memory • Flexible I/O, networking and expansion options

General Purpose Servers



Mainstream



WIO



MicroBlade



MicroCloud

Purpose Built Servers



Mainstream



1U SuperServer



IoT/Embedded



SuperServer Tower

Powerful & Cost-Effective Entry-Class Systems

The new generation X11 Supermicro Entry-Class systems are designed to optimize the latest processor and memory technologies from Intel® while offering a breadth of workload-optimized systems to suit your environment, with many choices in features and form factor. Never before has there been such powerful systems in this class of server, now offering up to 6 cores, 128GB of memory and Intel® Optane™ memory support.

Mainstream 1U rackmount servers are optimized for a variety of applications and offer flexible choice in expansion as well as 4 hot-swap 3.5" SATA drive bays and single or 1+1 redundant Platinum-level power supplies. The 1U WIO SuperServer is optimized for a wide variety of I/O options and expandability, including up to three high speed PCI-E 3.0 expansion cards.

For high-density cost-effective blade environments, the MicroBlade offers a 3U enclosure supporting up to 14 hot-pluggable nodes while the 6U enclosure can support up to 28 hot-pluggable nodes. The MicroCloud is a high-density multi-node system with up to 8 hot-pluggable nodes in a 3U enclosure with two 2.5"/3.5" front accessible hot-swap drives per node. Both MicroBlade and MicroCloud systems are well suited to Cloud and Container deployments.

The purpose-built rackmount systems are designed for appliance or embedded environments. With short-depth form factors, models with 4 or 8 onboard 1Gb LANs, front I/O models and rear I/O models there is certain to be a model optimized for your particular needs. In addition, the tower servers offer a whisper-quiet enterprise-class tower as well as a MicroServer tower configuration.


SIOM (Super I/O Module)

Most Flexible, Cost-optimized Server I/O

Intel® Xeon® Scalable
Processors Supported
(Cascade Lake/Skylake)



25G SIOM Networking Adapters



Model	AOC-MH25G-b2S2G	AOC-M25G-i2S	AOC-M25G-m4S	AOC-MH25G-m2S2T
Description	Dual-port 25GbE & Dual-port GbE	Dual-port 25GbE	Quad-port 25GbE	Dual-port 25GbE & Dual-port 10GbE
Port	2 SFP28 & 2 RJ45 ports	2 SFP28 ports	4 SFP28 ports	2 SFP28 & 2 RJ45 ports
Speed	25Gb/port 1Gb/port	25Gb/port	25Gb/port	25Gb/port, 10Gb/port
Controller	Broadcom® BCM57414 Intel® i350	Intel® XXV710	Mellanox® ConnectX-4 Lx EN	Mellanox® ConnectX-4 Lx EN Intel® X550
Dimension (LxW) (without end brackets)	3.428" x 3.622" (8.71 x 9.2cm)	3.428" x 3.622" (8.71 x 9.2cm)	3.428" x 3.622" (8.71 x 9.2cm)	3.622" x 3.428" (9.2 x 8.708cm)
Compatible Motherboards	Supermicro® Motherboards with SIOM slot	Supermicro® Motherboards with SIOM slot	Supermicro® Motherboards with SIOM slot	Supermicro® Motherboards with SIOM slot
Compatible Servers	Supermicro® Servers with SIOM slot	Supermicro® Servers with SIOM slot	Supermicro® Servers with SIOM slot	Supermicro® Servers with SIOM slot

SIOM Networking Adapters




Model	AOC-MGP-i2	AOC-MGP-i4	AOC-MTGN-i2S	AOC-MTG-i4S	AOC-MTG-b2T	AOC-MTG-i2T
Description	Dual-port GbE	Quad-port GbE	Dual-port 10GbE	Quad-port 10GbE	Dual-port 10GbE	Dual-port 10GbE
Port	2 RJ45 ports	4 RJ45 ports	2 SFP+ ports	4 SFP+ ports	2 RJ45 ports	2 RJ45 ports
Speed	1Gb/port	1Gb/port	10Gb/port	10Gb/port	10Gb/port	10Gb/port
Controller	Intel® i350	Intel® i350	Intel® 82599ES	Intel® XL710	Broadcom® BCM57416	Intel® X550
Dimension (LxW) (without end brackets)	3.622" x 3.428" (9.2 x 8.708cm)	3.622" x 3.428" (9.2 x 8.708cm)	3.622" x 3.428" (9.2 x 8.708cm)	3.622" x 3.428" (9.2 x 8.708cm)	3.622" x 3.428" (9.2 x 8.708cm)	3.622" x 3.428" (9.2 x 8.708cm)
Compatible Motherboards	Supermicro® Motherboards with SIOM slot	Supermicro® Motherboards with SIOM slot	Supermicro® Motherboards with SIOM slot	Supermicro® Motherboards with SIOM slot	Supermicro® Motherboards with SIOM slot	Supermicro® Motherboards with SIOM slot
Compatible Servers	Supermicro® Servers with SIOM slot	Supermicro® Servers with SIOM slot	Supermicro® Servers with SIOM slot	Supermicro® Servers with SIOM slot	Supermicro® Servers with SIOM slot	Supermicro® Servers with SIOM slot

SIOM Networking Adapters



Model	AOC-MTG-i4T	AOC-MHIBE-m1CG	AOC-MHIBF-m2Q2G	AOC-MHIBF-m1Q2G	AOC-MHFI-i1C
Description	Quad-port 10GbE	Single-port InfiniBand EDR or 100GbE & Single-port GbE	Dual-port IB FDR & Dual-port GbE	Single-port IB FDR & Dual-port GbE	Single-port Host Fabric Interface
Port	4 RJ45 ports	1 QSFP28 & 1 RJ45 port	2 QSFP & 2 RJ45 ports	1 QSFP & 2 RJ45 ports	1 QSFP28 port
Speed	10Gb/port	100Gb/port 1Gb/port	56Gb/port, 1Gb/port	56Gb/port, 1Gb/port	100Gb/port
Controller	Intel® X550	Mellanox® ConnectX-4 VPI Intel® i210	Mellanox® ConnectX-3 Pro Intel® i350	Mellanox® ConnectX-3 Pro Intel® i350	Intel® Omni Path HFI ASIC
Dimension (LxW) (without end brackets)	3.622" x 3.428" (9.2 x 8.708cm)	3.428" x 3.622" (8.71 x 9.2cm)	3.622" x 3.428" (9.2 x 8.708cm)	3.622" x 3.428" (9.2 x 8.708cm)	3.622" x 3.428" (9.2 x 8.708cm)
Compatible Motherboards	Supermicro® Motherboards with SIOM slot	Supermicro® X11 Motherboards with SIOM slot	Supermicro® Motherboards with SIOM slot	Supermicro® Motherboards with SIOM slot	Supermicro® Motherboards with SIOM slot
Compatible Servers	Supermicro® Servers with SIOM slot	Supermicro® X11 Servers with SIOM slot	Supermicro® Servers with SIOM slot	Supermicro® Servers with SIOM slot	Supermicro® Servers with SIOM slot

Supported Server and Storage Systems



2U BigTwin
4 or 2 Nodes in 2U



4U FatTwin
6x 2.5" or 8x 3.5"
Bays per Node



2U Super
SBB Storage
24x 2.5" Bays



2U Super
SBB Storage
48x 2.5" Bays



2U TwinPro²
4 DP Nodes in 2U
12x 3.5" or 24x 2.5" Bays



2U SuperStorage
Simply Double
24x 3.5" Bays Server



2U SuperStorage
Simply Double
48x 2.5" Bays Server



4U SuperStorage
45 Bay Hyper-Scale
Storage Server



4U SuperStorage
60 Bay Hyper-Scale
Storage Server



4U SuperStorage
90 Bay Hyper-Scale
Storage Server

Supermicro® Global SKUs

Supermicro® provides full integration, fulfillment and support services for customers in the Americas, Asia-Pacific (APAC), Europe, Middle East and Africa (EMEA) regions. Logistics and support for each region is processed through advanced operations centers in San Jose, CA (HQ), Taiwan (TW) and the Netherlands (NL). Products listed below are available in all of our branches across the globe.

Supermicro's global operations centers offer customers TTM advantages with streamlined processing, accelerated delivery as well as cost savings with reduced shipping charges and dedicated support within local time zones. Consult with your local Supermicro Sales Representative to optimize fulfillment and support of your Supermicro products through our worldwide logistics and service centers.



SYS-1029U-TR4 / TRT / TR4T / TRTP / TRTP2	SYS-2028TP-DTR / DTTR / DTFR	SYS-1029P-WTRT	SSG-6049P-E1CR36H / E1CR36L
SYS-6019U-TR4 / TRT / TR4T / TRTP / TRTP2	SYS-2028TP-HC1R / HC1TR / HC1FR	SYS-1019P-WTR	SSG-6027R-E1R12N
SYS-6029U-TR4 / TRT / TR4T / TRTP	SYS-2028TP-HTR / HTTR / HTFR	SYS-6019P-WTR	SSG-6047R-E1R36N
SYS-2029U-TR4 / TRT / TR4T / TRTP	SYS-2028TR-H72R / H72FR	SYS-5019P-WTR	SYS-6027TR-HTRF
SYS-1028U-TR+ / TR4+ / TR4T+ / TRT+ / TRTP+	SYS-6018R-MT(R)	SYS-5019P-M	SYS-2027TR-H71RF
SYS-6018U-TR+ / TR4+ / TR4T+ / TRT+ / TRTP+	SYS-6018R-TDW	SYS-6029P-TR	SYS-2027TR-HTRF
SYS-2028U-TR+ / TR4+ / TR4T+ / TRT+ / TRTP+	SYS-6018R-WTR(T)	SYS-7049P-TR	SYS-2027GR-TRF
SYS-6028U-TR+ / TR4+ / TR4T+ / TRT+ / TRTP+	SYS-6028R-TR	SYS-5019S-L	SYS-6027R-TRF
SYS-5018D-MTF	SYS-6028R-WTR(T)	SYS-5019S-M	SYS-7039A-I
SYS-1029GQ-TRT	SYS-6028TP-HC1R / HC1TR / HC1FR	SYS-5019S-MR	SYS-7049A-T
SYS-1029GP-TRT / TRT2	SYS-6028TP-HTR / HTTR / HTFR	SYS-5019S-WR	SYS-7037A-I
SYS-1028GR-TR	SYS-6028TR-D72R / DTR	SYS-5015A-EHF-D525	SYS-7047GR-TRF
SYS-1028R-TDW	SYS-6028TR-HTR / HTFR	SYS-5017C-MTF	SYS-7048GR-TR
SYS-1028R-WTR / WTR	SYS-7038A-I	SYS-1027GR-TRF	
SYS-2029BT-HNCR / HNR	SYS-7048A-T	SYS-1027R-WRF	FatTwin™
SYS-2028GR-TR	SYS-5018R-M	SYS-6017R-NTF	SYS-F619P2-RT
SYS-2029TP-HTR	SYS-5018R-MR	SYS-6017R-TDF	SYS-F629P3-RTB
SYS-6029TP-HTR	SYS-5018R-WR	SYS-6017R-WRF	SYS-F617R3-FT
SYS-2028TP-DNCR	SYS-6019P-MT	SSG-6049P-E1CR45H / E1CR45L	SYS-F618R3-FT
SYS-2028TP-DNCTR	SYS-1029P-MTR	SSG-6049P-E1CR60H / E1CR60L	SYS-F628R3-R72B+
SYS-2028TP-DNCFR	SYS-1029P-WTR	SSG-6029P-E1CR12H / E1CR12L / E1CR12T	SYS-F628R3-RTB+

Global SKUs are identified by the Global SKU logo (see above) in this document, and Global SKU part numbers are highlighted in green text throughout.

Featured Products and Solutions

New! X11 Cascade Lake Solutions	2
X11 High-Density NVMe Systems	3
X11 Ultra	4
X11 GPU	5
X11 SuperBlade®	6
X11 3 UPI BigTwin™	7
X11 SuperStorage	8
1U 32 NVMe JBOD	9
X11 8-Way/4-Way	10
X11 Entry-Class Systems	11
SIOM	12
Global SKUs	13

Ultra & WIO

New! X11 System - 2nd Generation Intel® Xeon® Scalable Processors (Cascade Lake-SP) Supported

Ultra	1029UX-LL3, 1029UX-LL1, 1029UX-LL2-516, 1029UX-TN10RT, 1029U-TR4, 1029U-TR4T, 1029U-TRT, 1029U-TRTP, 1029U-TRTP2, 1029U-TR25M, 1029U-E1CR4, 1029U-E1CR4T, 1029U-E1CRT, 1029U-E1CRTP, 1029U-E1CRTP2, 1029U-E1CR25M	19-20
	6019U-TN4RT, 6019U-TN4R4T, 6019U-TR4, 6019U-TR4T, 6019U-TRT, 6019U-TRTP, 6019U-TRTP2, 6019U-TR25M, 1029UZ-TN20R25M	21-22
	1029UZ-TN20R25M, 2029U-TN24R4T	22-26
	2029U-E1CR4, 2029U-E1CR4T, 2029U-E1CRT, 2029U-E1CRTP, 2029U-E1CR25M, 2029U-TR4, 2029U-TR4T, 2029U-TRT, 2029U-TRTP, 2029U-TR25M	23
	6029U-TR4, 6029U-TR4T, 6029U-TRT, 6029U-TRTP, 6029U-TR25M	23
	2029UZ-TN20R25M, 6029U-E1CR4, 6029U-E1CRT, 6029U-E1CRTP, 6029U-E1CR25M, 6029U-E1CR4T	24
	6029U-TR4, 6029U-TRT, 6029U-TRTP, 6029U-TR25M, 6029U-TR4T, 1019P-WTR	25
WIO	5019C-WR, 5019S-W4TR, 5019P-WT, 5019P-WTR	26
	6019P-WT, 6019P-WTR, 6019P-WT8, 1029P-WT, 1029P-WTR, 1029P-WTRT	27-28
	6029P-WTR, 6029P-WTRT, 5029P-WTR	29

X10 Generation Systems - Intel® Xeon® Processor E5-2600 v4/v3 product families support

Ultra	1028U-E1CR4+, 1028U-E1CRTP+, 1028U-TR4+, 1028U-TRT+, 1028U-TR4T+	30
	1028U-TN10RT+, 1028U-TNRT+, 1028U-TNRT+, 1028U-TN4RT+, 6018U-TR4+, 6018U-TRT+, 6018U-TR4T+, 6018U-TRTP+, 2028U-E1CNRT+, 2028U-E1CN4T+	31-32
	2028U-TNRT+, 2028U-TNR4T+, 2028U-TN24R4T+, 2028U-TR4+, 2028U-TRT+, 2028U-TRTP+, 2028U-TR4T+, 6028U-TNRT+, 6028U-TNR4T+	33-34
	6028U-TR4+, 6028U-TRT+, 6028U-TRTP+, 6028U-TR4T+, 6028UX-TR4	35
WIO	1018R-WCOR, 5018R-WR, 6018R-WTR, 6018R-WTRT, 1028R-WC1R, 1028R-WC1RT	36-37
	1028R-WMR, 1028R-WMRT, 1028R-WTR, 1028R-WTRT, 1028R-WTNR, 1028R-WTNRT, 5028R-WR	38-39
	6028R-WTR, 6028R-WTRT	40

Ultra/WIO

Storage

GPU

Twin

DCO/UP/Mainstream

8/4-Way MP

MicroCloud

SuperWorkstation

IoT

New! X11 Storage - 2nd Generation Intel® Xeon® Scalable Processors (Cascade Lake-SP) Supported

1029P-NE32R, 1029P-NER32L, 1029P-NR32R, 1029P-N32R, 1029P-NMR36L	43-44
136R-N32JBF, 136R-NR32JBF	45
2029P-ACR24H, 2029P-ACR24L, 2029P-E1CR24H, 2029P-E1CR24L	46
2029P-DN2R24L, 2029P-DN2RR32L, 2029P-DN2R48L, 2029P-E1CR48H, 2029P-E1CR48L, 5029P-E1CTR12L	47-48
6029P-E1CR12H, 6029P-E1CR12L, 6029P-E1CR12T, 6029P-E1CR16T, 6029P-E1CR24H, 6029P-E1CR24L	49-50
6039P-E1CR16H, 6039P-E1CR16L, 5049P-E1CTR36L	51
5049P-E1CR45H, 5049P-E1CR45L, 6049P-E1CR24H, 6049P-E1CR24L	52
6049P-E1CR36H, 6049P-E1CR36L, 6049P-E1CR45H, 6049P-E1CR45L, 6049P-E1CR60H, 6049P-E1CR60L	53-54

Cold Storage SuperServer, Intel® Atom® processor C2750

5018A-AR12L	55
-------------	----

X10 Generation Systems - Intel® Xeon® Processor D product family support

5018D2-AR12L, 5018D4-AR12L, 5018D8-AR12L	55
--	----

X10 Generation Systems - Intel® Xeon® Processor E5-2600 v4/v3 product families support

2028R-ACR24H, 2028R-ACR24L, 2028R-DE2CR24L, 2028R-DN2R20L, 2028R-DN2R24L, 2028R-DN2R40L	56-57
2028R-DN2R48L, 2028R-E1CR24H, 2028R-E1CR24L, 2028R-E1CR24N, 2028R-E1CR48N, 2028R-E1CR48L	58-59
2028R-NR48N, 5028R-E1CR12L, 6028R-E1CR12H, 6028R-E1CR12L, 6028R-E1CR12N, 6028R-E1CR12T	60-61
6028R-E1CR24L, 6038R-E1CR16H, 6038R-E1CR16L, 6038R-E1CR16N, 5048R-E1CR36L, 6048R-E1CR24H, 6048R-E1CR24L, 6048R-E1CR24N	62-63
6048R-DE2CR24L, 6048R-E1CR36H, 6048R-E1CR36L, 6048R-E1CR36N, 6048R-E1CR45L, 6048R-E1CR60L, 6048R-E1CR60N	64-65
6048R-E1CR72L, 6048R-E1CR90L	66

SBB JBOD

927R-E2CJB, 927R-E2CJB, 947R-E2CJB	67
------------------------------------	----

GPU

New! X11 GPU - 2nd Generation Intel® Xeon® Scalable Processors (Cascade Lake-SP) Supported

1019GP-TT, 5019GP-TT, 1029GP-TR, 2029GP-TR	70
4029GP-TVRT, 4029GP-TXRT, 4029GP-TRT, 4029GP-TRT2, 4029GP-TRT3	71-72
6049GP-TRT, 7049GP-TR, 7049GP-TRT, 9029GP-TNVRT	73-74
4028GP-TRT2	77

X10 GPU Systems - Intel® Xeon® Processor E5-2600 v4/v3 product families support

1018GR-T, 5018GR-T 74	
1028GQ-TR, 1028GQ-TRT, 1028GQ-TXR, 1028GQ-TXRT, 1028GQ-TVRT	75
1028GR-TR, 1028GR-TRT, 2028GR-TR, 2028GR-TRT, 2028GR-TRH, 2028GR-TRHT	76
4028GR-TR, 4028GR-TRT, 4028GR-TR2, 4028GR-TRT2, 4028GR-TXR, 4028GR-TXRT, 4028GR-TVRT, 7048GR-TR	80

Intel® Xeon® Phi™ x200 processor support

5038K-i	80
---------	----

BigTwin™ / TwinPro™ / Twin / FatTwin™

New! X11 BigTwin - 2nd Generation Intel® Xeon® Scalable Processors (Cascade Lake-SP) Supported

2029BT-DNCOR, 2029BT-DNR, 2029BT-HNCOR, 2029BT-HNC1R, 2029BT-HNR, 2029BT-HNTR, 2029BT-HTR, 2029BZ-HNR, 6029BT-DNCOR, 6029BT-HNCOR	83-86
---	-------

X11 Generation TwinPro™ Systems - Intel® Xeon® Processor E5-2600 v4/v3 product families support

2028BT-HNCOR+, 2028BT-HNC1R+, 2028BT-HNR+ 2028BT-HNTR+, 2028BT-HTR+ 6028BT-HNCOR+	87-89
---	-------

New! X11 TwinPro - 2nd Generation Intel® Xeon® Scalable Processors (Cascade Lake-SP) Supported

1029TP-DCOR, 1029TP-DC1R, 1029TP-DTR, 2029TP-HCOR, 2029TP-HC1R, 2029TP-HTR, 6029TP-HCOR, 6029TP-HC1R	90-92
--	-------

X10 Generation Twin Systems - Intel® Xeon® Processor E5-2600 v4/v3 product families support

1U TwinPro - 2 hot-swap nodes in 1U w/ 2.5" HDDs	
1028TP-DTFR, 1028TP-DCOFR, 1028TP-DC1FR, 1028TP-DTR, 1028TP-DCOR, 1028TP-DC1R, 1028TP-DTTR, 1028TP-DCOTR, 1028TP-DC1TR	93
2U TwinPro ² - 4 hot-swap nodes in 2U w/ 2.5" or 3.5" HDDs	
2028TP-HCOR, 2028TP-HCOFR, 2028TP-HCOTR, 2028TP-HTFR, 2028TP-HTR, 2028TP-HTTR	94-95
2028TP-HCOR, 2028TP-HC1R, 2028TP-HTR, 2028TP-HCOTR, 2028TP-HC1TR, 2028TP-HTTR, 2028TP-HCOFR, 2028TP-HC1FR, 2028TP-HTFR	97
6028TP-HCOTR, 6028TP-HC1TR, 6028TP-HTTR	100
2U TwinPro™ - 2 hot-swap nodes in 2U w/ up to 4 NVMe per Node	
2028TP-DCOR, 2028TP-DC1R, 2028TP-DECR, 2028TP-DTR, 2028TP-DCOFR, 2028TP-DECFR, 2028TP-DCOTR, 2028TP-DC1TR, 2028TP-DTTR	96
2028TP-DNCR, 2028TP-DNCFR, 2028TP-DNCTR	98
6028TP-DNCR, 6028TP-DNCFR	100
6028TP-HCOR, 6028TP-HC1R, 6028TP-HTR, 6028TP-HCOFR, 6028TP-HTFR	99
6028TP-DNCR, 6028TP-DNCFR, 6028TP-DNCTR	100-101
2U TwinPro ² with SIOM support	
2028TP-HCOR-SIOM, 2028TP-HC1R-SIOM, 2028TP-HTTR-SIOM	99
6028TP-HCOR-SIOM, 6028TP-HC1R-SIOM, 6028TP-HTR-SIOM	101
1U Twin 6018TR-T, 6018TR-TF, 1028TR-T, 1028TR-TF	102
2U Twin 2028TR-H72FR, 2028TR-HTFR, 6028TR-HTR, 6028TR-HTFR	108

BigTwin™ / TwinPro™ / Twin / FatTwin™ continued...

New! X11 FatTwin™ Systems - 2nd Generation Intel® Xeon® Scalable Processors (Cascade Lake-SP) Supported

F619H6-FT, F619P2-FT, F619P2-RCO, F619P2-RTN, F619P2-RC1, F619P2-RT, F619P3-FT, F629P3-RCOB, F629P3-RC1B, F629P3-RTBN, F629P3-RTB..... 104-106

X10 FatTwin™ Systems - Intel® Xeon® Processor E5-2600 v4/v3 product families support

HAD00P, 4-Node: F618H6-FT+, F618H6-FTL+, F618H6-FTPT+, F618H6-FTPTL+ 107
 8-Node, Front I/O: F618R2-FCO, F618R2-FT, F618R2-F72+, F618R2-FT+, F618R2-FTPT+, F618R2-R72+, F618R2-RT+, F618R2-R72PT+, F618R2-RTPT+ 108-109
 8-Node, Rear I/O: F618R2-RC1+, F618R2-RTN+, F618R2-RCOPT+, F618R2-RC1PT+, F618R2-RTPTN+ 110
 4-Node, GPU Supported: F628G2-FCO+, F628G2-FCOPT+, F628G2-FT+, F628G2-FTPT+, F628G3-FCO+, F628G3-FCOPT+, F628G3-FT+, F628G3-FTPT+ 111-112
 4-Node, Front I/O: F628R2-FCO, F628R2-FCO+, F628R2-FCOPT+, F628R2-FT+, F628R2-FTPT+, F628R2-RT+, F628R2-RTB+, F628R2-RTBPT+,
 F628R3-FCO, F628R3-FCO+, F628R3-FCOPT+, F628R3-FT, F628R3-FT+, F628R3-FTPT+, F628R3-R72B+, F628R3-R72BPT+ 113-115
 4-Node, Rear I/O: F628R3-RCOB+, F628R3-RC1B+, F628R3-RCOBPT+, F628R3-RC1BPT+, F628R3-RTBN+, F628R3-RTBPTN+ 116
 2DP Nodes, Front I/O: F648G2-FCO+, F648G2-FCOPT+, F648G2-FT+, F648G2-FTPT+ 117

DCO / UP / Mainstream / Multi I/O / EX DP

New! X11 Systems - 2nd Generation Intel® Xeon® Scalable Processors (Cascade Lake-SP) Supported

X11 Data Center-Optimized

1029P-MT, 1029P-MTR, 6019P-MT, 6019P-MTR 120, 125

X11 Mainstream

5019P-M, 5019P-MR, 5019P-MT, 5019P-MTR, 2029P-C1R, 2029P-C1RT, 6029P-TR, 6029P-TRT, 7049P-TR, 7049P-TRT 121, 122, 125, 126, 128

X11 Multi I/O

2029P-TXRT, 6039P-TXRT 126, 127

X10 Generation Systems

X10 Data Center-Optimized - Intel® Xeon® Processor E5-2600 v4/v3 processor series

1028R-TDW, 6018R-MD, 6018R-MDR, 6018R-TD, 6018R-TD8, 6018R-TDW, 6018R-TDTP, 6018R-TDTPR 129, 132, 133, 134

X10 IoT/Embedded

1019S-M2, 1028R-MCT, 1028R-MCTR, 5019S-TN4, 1019S-MP, 6018R-MT, 6018R-MTR, 6028R-TDWNR 119, 124, 127, 129, 132, 136

Short-Depth - Intel® Xeon® Processor E5-2600 v4/v3 processor series

1028R-MCT, 1028R-MCTR, 6018R-MT, 6018R-MTR, 6028R-TDWNR 129, 132, 136

X10 Mainstream - DP

2029P-C1R, 2029P-C1RT, 6029P-TR, 6029P-TRT, 7049P-TR, 7049P-TRT, 2028R-C1R, 2028R-C1RT, 2028R-C1R4+, 2028R-C1RT4+, 6028R-TR, 6028R-TRT,
 7048R-C1R, 7048R-C1R4+, 7048R-C1RT, 7048R-C1RT4+, 7048R-TR, 7048R-TRT 125, 126, 128, 134, 135, 137, 138

X10 Mainstream - UP

1019S-MCOT, 5019C-L, 5019C-FL, 5019C-M, 5019C-MR, 5019P-M, 5019P-MR, 5019P-MT, 5019P-MTR, 5019S-M-G1585L, 5019S-MR-G1585L, 5019S-L,
 5019S-M, 5019S-ML, 5019S-MN4, 5019S-MR, 5019S-MT, 5019S-TN4, 5019S-WR, 5039C-I, 1018D-73MTF, 5018A-MLHN4, 5018A-MLTN4,
 5018D-MF, 5018D-MTF, 5018D-MTRF, 5018D-MTLN4F 119, 120, 121, 122, 123, 124, 125, 127, 129, 130, 131

X10 Multi I/O

1019S-WR, 1018R-WR, 2028R-C1R, 2028R-C1RT, 2028R-C1R4+, 2028R-C1RT4+, 2028R-TXR, 6038R-TXR, 6048R-TXR 128, 134, 135, 136

8/4-Way MP

New! X11 Systems - 2nd Generation Intel® Xeon® Scalable Processors (Cascade Lake-SP) Supported

7089P-TR4T (8-Way), 8049U-E1CR4T (4-Way), 2049U-TR4 (4-Way) 140

X10 Generation

7088B-TR4FT (8-Way), 2028U-RTR4, 8048B-TR4F, 8028B-COR4FT, 8048B-TR4F, 8048B-COR4FT, 8028B-TR3F, 8028B-COR3FT,
 8048B-TR4FT, 4048B-TR4FT, 8048B-TRFT, 4048B-TRFT 141-146

MicroCloud

New! X11 Generation MicroCloud - Intel® Xeon® E Processor supported

5039MC-H8TRF, 5039MC-H12RFT 148

X11 Generation MicroCloud - Intel® Atom® Processor C3000 product family support

5039MA8-H12RFT, 5039MA16-H12RFT 149

X11 Generation MicroCloud - Intel® Xeon® D Processor supported

5039MD8-H8TNR, 5039MD18-H8TNR 149-150

X11 Generation MicroCloud - Intel® Xeon® Processor E3-1200 v6/v5 product family support

5039MS-H12TRF, 5039MS-H8TRF 150-151

X10 Generation MicroCloud

5038MD-H8TRF, 5038MD-H24TRF, 5038MA-H24TRF, 5028ML-H24TRF, 5038ML-H12TRF, 5038ML-H12TRFG, 5038MR-H8TRF 151-154

SuperWorkstation

New! X11 Workstation - 2nd Generation Intel® Xeon® Scalable Processors (Cascade Lake-SP) Supported

7039A-i, 7049A-T	156
X11 Generation Workstation - Intel® Xeon® E Processors Supported	
5039C-T	128
X11 Generation Workstation - 6th Generation Intel® Core™ i7 Processor, Intel® Core™ i5 Processor, Intel® Core™ i3 Processor product families support	
5039A-iL, 5039A-i, 5039AD-i	157-158
X10 Generation Workstations - Intel® Xeon® Processor E5-2600 v4/v3 product families support	
7038A-i, 7048A-T, 7048GR-TR, 5038A-i, 5038A-iL, 5038AD-T	158-159

IoT/Embedded

X11 Generation Systems- Intel® Xeon® E Processor product supported	
1019C-HTN2, 1019C-FHTN8	161, 167, 172
X11 Generation Systems- Intel® Skylake Xeon® D Processor product families support	
5019D-FN8TP, E300-9D, 5029C-TN2	162, 167, 172
X11 Generation Systems- Intel® Xeon® E3-1500 Processor product families support	
5019S-TN4, 1019S-MP	124, 127
X11 Generation Systems- Intel® Core™ i7 Processor, Intel® Core™ i5 Processor, Intel® Core™ i3 Processor product families support	
5019S-M2, 1019S-M2, E100-9S, E100-9S-L, E100-9S-E, 5029S-TN2	164, 119, 168, 172
X11 Generation Systems- Intel® Atom® Processor, Pentium® Processor, Celeron® Processor product families support	
E300-9A, E200-9A, E300-9A-4CN10P, E300-9A-8CN10P, E300-9A-4CN8, E300-9A-8CN8, E300-9A-4C, E300-9A-8C, E300-9C, E50-9AP, E50-9AP-L, E50-9AP-NS, E50-9AP-Wifi, E102-9AP-L, E100-9AP, E100-9APP, E100-9AP-IA, 5019A-12TN4, 5019A-FTN4, 5019S-M2, 1019S-M2, 5029A-2TN4, 5029A-TN2	162, 164, 165, 166, 169, 170, 172
X11 Generation Systems- Intel® Xeon® Processor D product family support	
1019D-FHN13TP, 1019D-FRN8TP, 1019D-FRN5TP, E200-8D, E300-8D	163, 167
X10 Generation Systems- Intel® Quark® System on Chip	
E100-8Q	166
X10 Generation Systems- Intel® Atom® Processor, Pentium® Processor, Celeron® Processor product families support	
5018A-TN7B, E200-9AP, E200-9B, E200-8B, 5018A-TN4, 5018A-FTN4, 5018A-MHN4, 5028A-TN4	173, 174, 176, 177, 178
X10 Generation Systems- Intel® Core™ i7 Processor, Intel® Core™ i5 Processor, Intel® Core™ i3 Processor product families support	
5028L-TN2	178
X10 Generation Systems- Intel® Xeon® Processor D-1500, Intel® Pentium® Processor D-1500, product family support	
5018D-MHR7N4P, 5018D-LN4T, 5018D-FN8T, 1018D-FRN8T, 5018D-FN4T, 5028D-TN4T	174, 175, 176

Accessories

Ultra Networking Riser Cards	179-181
Network Adapters	182
SIOM Network Adapters	183
Storage Mezzanine Cards	183
HBA and SAS RAID Cards	184
Riser Cards	185-193
Trusted Platform Module	194
Mobile Racks & Drive Kits	195
Power Supplies	196-199
BBP®	199
DC Power Solutions	199
Heatsinks	200-201
IPMI	202
Server Management Utilities	203
Front Bezel/LCD	204
SuperRack® Total Solutions	205
Quick-Release Slide Rails	206
Cables	207-208
Switches	209-213

X11 Ultra Servers

Intel® Xeon® Scalable Processors Supported (Cascade Lake/Skylake)



Ultra/WIO

- **All-Flash Support** Up to 24 NVMe hot-swap 2.5" Drives in 2U
- **A Full Range of Processors** Up to 205 watt TDP CPUs
- **Full Memory Support** 6TB in 24 DIMMs
- **High Flexibility** Variety of networking options

1U 20 NVMe

Features:

- Virtualization, Cloud Computing, High End Enterprise Server, SDS
- Dual Socket P (LGA 3647) support: Intel® Xeon® Scalable Processors
- 3 UPI up to 10.4GT/s
- 24 DIMMs; up to 6TB ECC 3DS LRDIMM or RDIMM DDR4-2933MHz
- 20 Hot-swap 2.5" 7mm drive bays; up to 20 NVMe (CPU1: 8 NVMe + 2 NVMe/SAS/SATA3 hybrid, CPU2: 10 NVMe)
- Up to 2 PCI-E 3.0 x8 (FH, FL)



SYS-1029UZ-TN20R25M

20 directly attached hot-swap NVMe SSDs

Ultra Servers



SYS-2029UZ-TN20R25M



SYS-6029UZ-TR4+



SYS-1029UX-LL1/LL2/LL3-S16



SYS-1029U-TN10RT

X11 WIO Servers


- Up to 28 Cores per CPU
- Up to 3TB DDR4 2933MHz ECC R/LR DIMM memory in 12 DIMM slots
- Up to 205W per node
- Up to 6 PCI-E 3.0 slots and 1 Add-On-Module for SAS3 storage controller
- Single/Redundant high efficiency (96%) power supplies



SYS-1029P-WTRT



SYS-1029P-WT(R)



SYS-6019P-WT8

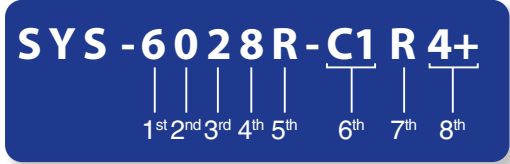


SYS-5029P-WTR



SYS-1019S-WR

SUPERSERVER NAMING GUIDE



Servers with 2.5" Hard Drives

Character	Representation	Options
1st	Form Factor	1 = 1U 2 = 2U 3 = 3U 4 = 4U 5 = 5U
2nd	Reserved Digit	
3rd	Number of processor slots	1 = Single processor slot 2 = Dual processor slots 4 = Quad processor slots 8 = Oct processor slots (8 way server)
4th	System Generation	5 = X7 Series 6 = X8 Series 7 = X9 Series 8 = X10 Series 9 = X11 Series
5th	Chipset	A = Atom B = Boxboro (X8) B = Brickland (X10) C = Clarksboro (X7) B = Bigby/Skt B2 C = Cougar Point(X9) G = GPU I = Foxhollow(X7) M = Mukilteo R = Romley / Socket R (X9 / X10) ST = Storage Server T = Tylersburg(X7) xT = x: platform (ex: T-Twin, G-GPU) U = Ultra
6th	HDD Interface	3 = SAS (Intel) 6 = SAS2 (Intel) 70 = SAS2 (Broadcom® 2008) 71 = SAS2 (Broadcom® 2108) 72 = SAS2 (Broadcom® 2208) 73 = SAS2 (Broadcom® 2308) 73J = SAS2 (Broadcom® 2308 IT mode) C0 = SAS3 (Broadcom® 3008) 12Gb C1 = SAS3 (Broadcom® 3108) 12Gb A = Workstation D = Short-Depth E = Extension Slot with Riser H = Hot Swap, Six GPUs L = Low Cost M = Mini-Chassis P = Internal slot NT = SATA without UIO T = SATA U = UIO W = WIO N = NVMe
7th	Power Redundancy	R = Redundant power supply E = Expansion Slot
8th	Additional	+ = 18(X8)/24(X9)/32(X9 Quad) DIMM memory F = On board BMC (IPMI) T = 10 Gigabit Ethernet 2 = 2nd Generation GPU 4 = 4 Independent LAN ports

Servers with 3.5" Hard Drives

Character	Representation	Options
1st	Number of processor slots	5 = Single processor slot 6 = Dual processor slots 7 = Dual processor slots (Tower) 8 = Quad processor slots (4 way Server)
2nd	Reserved Digit	
3rd	Form Factor	1 = 1U 2 = 2U 3 = 3U 4 = 4U
4th	System Generation	5 = X7 Series 6 = X8 Series 7 = X9 Series 8 = X10 Series 9 = X11 Series
5th	Chipset	A = Atom B = Boxboro (X8) B = Bigby/Skt B2(X9) B = Brickland (X10) C = Clarksboro (X7) C = Cougar Point(X9) G = GPU I = Foxhollow(X7) M = Mukilteo P = Pxx PR = X9 Twin Pro R = Romley/Socket R(X9/X10) S = Skylake ST = Storage Server T = Tylersburg TP = X10 Twin Pro TR = Twin R Socket xT = x: platform (ex: T-Twin, G-GPU); T: Tylersburg U = Ultra UT = EXDP Twin Pro UX = Hyperspeed
6th	HDD Interface	3 = Intel® SAS 6 = Intel® SAS2 70 = SAS2 (Broadcom® 2008) 71 = SAS2 (Broadcom® 2108) 72 = SAS2 (Broadcom® 2208) 73 = SAS2 (Broadcom® 2308) 73J = SAS2 (Broadcom® 2308 IT mode) C0 = SAS3 (Broadcom® 3008) 12Gbps C1 = SAS3 (Broadcom® 3108) 12Gbps A = Workstation D = Desktop, Short-Depth E = Extension Slot with Riser H = Hot Swap L = Low Cost M = Mini-Chassis P = Internal slot NT = SATA without UIO T = SATA U = UIO W = WIO N = NVMe X = 11 Slots, Max IO
7th	Power Redundancy	R = Redundant Power Supply E = Expansion Slot
8th	Additional	+ = 18(X8)/24(X9)/32(X9 Quad) DIMM memory slots F = On board BMC (IPMI, no longer used with X10) P = 10G SFP+ T = 10 Gigabit Ethernet 4 = 4 Independent LAN ports



NEW!
1U X11 Ultra
 Low Latency



NEW!
1U X11 Ultra
 Low Latency



NEW!
1U X11 Ultra
 10x 2.5" NVMe Drive Bays



MODEL	SYS-1029UX-LL3-S16	SYS-1029UX-LL1-S16 SYS-1029UX-LL2-S16	SYS-1029U-TN10RT
Processor Support	2nd Generation Intel® Xeon® Scalable Processors (Cascade Lake-SP), Intel® Xeon® Scalable Processors. Dual Socket P (LGA 3647) supported, CPU TDP support 205W, 2 UPI up to 10.4 GT/s	2nd Generation Intel® Xeon® Scalable Processors (Cascade Lake-SP), Intel® Xeon® Scalable Processors. Dual Socket P (LGA 3647) supported, CPU TDP support 205W, 2 UPI up to 10.4 GT/s	2nd Generation Intel® Xeon® Scalable Processors (Cascade Lake-SP), Intel® Xeon® Scalable Processors. Dual Socket P (LGA 3647) supported, CPU TDP support 205W, 2 UPI up to 10.4 GT/s
Key Applications	<ul style="list-style-type: none"> Financial Analysis Business Critical Applications Enterprise Server 	<ul style="list-style-type: none"> Financial Analysis Business Critical Applications Enterprise Server 	<ul style="list-style-type: none"> Virtualization Cloud Computing High End Enterprise Server
Outstanding Features	<ul style="list-style-type: none"> Hyper-Speed Hardware Acceleration Low Latency & Jitter Optimized 8x 2.5" SAS/SATA drive bays 2x 2.5" NVMe drive bay support Optimized cooling Plantium level redundant power supply 	<ul style="list-style-type: none"> Hyper-Speed Hardware Acceleration Low Latency & Jitter Optimized 8x 2.5" SAS/SATA drive bays 2x 2.5" NVMe drive bay support Optimized cooling Plantium level redundant power supply 	<ul style="list-style-type: none"> 24 DIMM sockets 2 PCI-E 3.0 (x16) Dual 10G BaseT 1000W Titanium Level Power Supply 2 SATA DOMs Support with Embedded Power
Serverboard	SUPER● X11DPU-XLL	SUPER● X11DPU-XLL	SUPER●
Chipset	Intel C621 Chipset	Intel C621 Chipset	Intel® C621 Chipset
System Memory (Max.)*	Up to 4TB 3DS ECC RDIMM, DDR4-2933MHz; Up to 4TB 3DS ECC LRDIMM, DDR4-2933MHz, in 16 DIMM slots; Up to 2TB Intel® Optane™ DC Persistent Memory in memory mode (Cascade Lake only);	Up to 4TB 3DS ECC RDIMM, DDR4-2933MHz; Up to 4TB 3DS ECC LRDIMM, DDR4-2933MHz, in 16 DIMM slots; Up to 2TB Intel® Optane™ DC Persistent Memory in memory mode (Cascade Lake only);	Up to 6TB 3DS ECC RDIMM, DDR4-2933MHz; Up to 6TB 3DS ECC LRDIMM, DDR4-2933MHz, in 24 DIMM slots; Up to 6TB Intel® Optane™ DC Persistent Memory in memory mode (Cascade Lake only).
Expansion Slots	2 PCI-E 3.0 x16(Full Height, 10.5" Length) 1 PCI-E 3.0 x8 (Low Profile) 1 PCI-E 3.0 x8 (Internal SAS3 integrated 3108)	2 PCI-E 3.0 x16(1x Full Height, 10.5" Length; 1x Full Height, 10" Length) 1 PCI-E 3.0 x8 (Low Profile) 1 PCI-E 3.0 x8 (Internal SAS3 integrated 3108)	2 PCI-E 3.0 x16 (2 FH, 10.5"L)
Onboard Storage Controller	Broadcom® 3108 controller for 8 SAS3 ports	Broadcom® 3108 controller for 8 SAS3 ports	Intel® C621 SATA3 (6 Gbps) controller
Connectivity	4x Gigabit Ethernet ports via AOC-UR-I4G	4x Gigabit Ethernet ports via AOC-UR-I4G	2 10Gbase-T Ethernet via Intel® X540 Ethernet Controller 5 USB 3.0 ports (2 Rear, 2 Front, 1 Type A) 1 Serial Port
VGA/Audio	1 VGA, 1 Aspeed AST2400 BMC	1 VGA, 1 Aspeed AST2500 BMC	2 VGA ports (1 rear, 1 onboard) 1 Aspeed AST2500 BMC
Management	Intel® Node Manager; IPMI2.0; KVM with dedicated LAN; NMI; SPM; SUM; SuperDoctor® 5; Watchdog;	IPMI2.0, KVM with dedicated LAN, SPM, SSM, SUM, SuperDoctor® 5, Watchdog	Intel® Node Manager; Redfish API; IPMI2.0; KVM with dedicated LAN; NMI; SPM; SSM; SUM; SuperDoctor® 5
Drive Bays	8x SATA/SAS3 Hot-swap 2.5" HDD bays (SAS3 3108) 2x NVMe Hot-swap 2.5" HDD bays	8x SATA/SAS3 Hot-swap 2.5" HDD bays (SAS3 3108) 2x NVMe Hot-swap 2.5" HDD bays	10 Hot-Swappable 2.5" drive bays: 6 NVMe ports (NVMe from CPU1) 4 NVMe/SAS3 hybrid ports for optional SAS3/SATA3 (NVMe from CPU 2)
Peripheral Bays	N/A	N/A	N/A
Power Supply	750W High-efficiency (Platinum level) digital power supply	750W High-efficiency (Platinum level) digital power supply	Redundant 1000W Titanium Level Power Supply
Cooling System	8 heavy duty fans w/ Optimal Fan Speed Control	8 heavy duty fans w/ Optimal Fan Speed Control	8 Heavy Duty fans w/ Optimal Fan Speed Control , 1 Air Shroud
Form Factor	437 x 43 x 706mm (17.2" x 1.7" x 27.8")	437 x 43 x 706mm (17.2" x 1.7" x 27.8")	432 x 43 x 706mm (17.2" x 1.7" x 27.8")



NEW!

1U X11 Ultra
10x 2.5" Drive Bays



NEW!

1U X11 Ultra
10x 2.5" Drive Bays, SAS3 Expander



MODEL	SYS-1029U-TR4 SYS-1029U-TR4T SYS-1029U-TRT	SYS-1029U-TRTP SYS-1029U-TRTP2 SYS-1029U-TR25M	SYS-1029U-E1CR4 SYS-1029U-E1CR4T SYS-1029U-E1CRT	SYS-1029U-E1CRTP SYS-1029U-E1CRTP2 SYS-1029U-E1CR25M
Processor Support	2nd Generation Intel® Xeon® Scalable Processors (Cascade Lake-SP), Intel® Xeon® Scalable Processors. Dual Socket P (LGA 3647) supported, CPU TDP support 205W, 2 UPI up to 10.4 GT/s		2nd Generation Intel® Xeon® Scalable Processors (Cascade Lake-SP), Intel® Xeon® Scalable Processors. Dual Socket P (LGA 3647) supported, CPU TDP support 205W, 2 UPI up to 10.4 GT/s	
Key Applications	<ul style="list-style-type: none"> Virtualization Cloud Computing High End Enterprise Server 		<ul style="list-style-type: none"> Virtualization Cloud Computing High End Enterprise Server 	
Outstanding Features	<ul style="list-style-type: none"> 24 DIMM sockets 4 PCI-E Add-on cards 205W CPU support Platinum Level Power Supply 2 SATA DOM support with embedded power 		<ul style="list-style-type: none"> 24 DIMM sockets 4 PCI-E Add-on cards 205W CPU support Platinum Level Power Supply 2 SATA DOM support with embedded power 	
Serverboard	SUPER● X11DPU		SUPER● X11DPU	
Chipset	Intel® C621 chipset		Intel® C621 chipset	
System Memory (Max.)*	Up to 6TB 3DS ECC RDIMM, DDR4-2933MHz; Up to 6TB 3DS ECC LRDIMM, DDR4-2933MHz, in 24 DIMM slots; Up to 6TB Intel® Optane™ DC Persistent Memory in memory mode (Cascade Lake only).		Up to 6TB 3DS ECC RDIMM, DDR4-2933MHz; Up to 6TB 3DS ECC LRDIMM, DDR4-2933MHz, in 24 DIMM slots; Up to 6TB Intel® Optane™ DC Persistent Memory in memory mode (Cascade Lake only).	
Expansion Slots	2 PCI-E 3.0 x16 (FH, 10.5"L); 2 PCI-E 3.0 x8 (1 LP, 1 Internal LP)		2 PCI-E 3.0 x16 (FH, 10.5"L); 2 PCI-E 3.0 x8 (1 LP, 1 Internal LP)	
Onboard Storage Controller	Intel® C621 SATA controller for 10 SATA3 (6 Gbps) ports; RAID 0,1,5,10;		Intel® C621 SATA3 (6Gb/s) controller	
Connectivity	<p>-TR4: 4 Gigabit Ethernet; 2 VGA ports (1 rear, 1 onboard) 5 USB 3.0 ports (2 rear, 2 front, 1 Type A); 1 Serial Port</p> <p>-TR4T: 4 10GBase-T Ethernet; 2 VGA ports (1 rear, 1 onboard) 3 USB 3.0 ports (2 rear, 1 Type A); 1 Serial Port</p> <p>-TRT: 2x 10GBase-T Ethernet; 2 VGA ports (1 rear, 1 onboard) 3 USB 3.0 ports (2 rear, 1 Type A); 1 Serial Port</p> <p>-TRTP: 2 10G SFP+ Ethernet; 2 VGA ports (1 rear, 1 onboard) 3 USB 3.0 ports (2 rear, 1 Type A); 1 Serial Port</p> <p>-TRTP2: 2 10G SFP+ Ethernet; 2 Gigabit Ethernet; 2 VGA ports (1 rear, 1 onboard) 3 USB 3.0 ports (2 rear, 1 Type A); 1 Serial Port</p> <p>-TR25M: 2 25G SFP28 Ethernet; 2 VGA ports (1 rear, 1 onboard) 3 USB 3.0 ports (2 rear, 1 Type A); 1 Serial Port</p>		<p>-E1CR4: 4 Gigabit Ethernet; 2 VGA ports (1 rear, 1 onboard) 3 USB 3.0 ports (2 rear, 1 Type A); 1 Serial Port</p> <p>-E1CR4T: 4 10GBase-T Ethernet; 2 VGA ports (1 rear, 1 onboard) 3 USB 3.0 ports (2 rear, 1 Type A); 1 Serial Port</p> <p>-E1CRT: 2x 10GBase-T Ethernet; 2 VGA ports (1 rear, 1 onboard) 3 USB 3.0 ports (2 rear, 1 Type A); 1 Serial Port</p> <p>-E1CRTP: 2 10G SFP+ Ethernet; 2 VGA ports (1 rear, 1 onboard) 3 USB 3.0 ports (2 rear, 1 Type A); 1 Serial Port</p> <p>-E1CRTP2: 2 10G SFP+ Ethernet; 2 Gigabit Ethernet; 2 VGA ports (1 rear, 1 onboard) 3 USB 3.0 ports (2 rear, 1 Type A); 1 Serial Port</p> <p>-E1CR25M: 2 25G SFP28 Ethernet; 2 VGA ports (1 rear, 1 onboard) 3 USB 3.0 ports (2 rear, 1 Type A); 1 Serial Port</p>	
VGA/Audio	Aspeed AST2500 BMC		Aspeed AST2500 BMC	
Management	<p>-TR4: Intel® Node Manager, IPMI2.0, KVM with dedicated LAN, NMI, SPM, SSM, SUM, SuperDoctor® 5</p> <p>-TR4T/TRT/TRTP/TRTP2/TR25M: Intel® Node Manager; Redfish API; IPMI2.0; KVM with dedicated LAN; NMI; SPM; SSM; SUM; SuperDoctor® 5;</p>		Intel® Node Manager; Redfish API; IPMI2.0; KVM with dedicated LAN; NMI; SPM; SSM; SUM; SuperDoctor® 5;	
Drive Bays	<p>-TR4: 10 hot-swap 2.5" drive support</p> <p>-TR4T/TRT/TRTP/TRTP2/TR25M: 10 hot-swap 2.5" drive bays; 10 SAS3 ports support via AOC</p>		10 hot-swap 2.5" drive bays; 10 SAS3 ports support via Expander and AOC	
Peripheral Bays	N/A		N/A	
Power Supply	750W Redundant Platinum Level Power Supply		750W Redundant Platinum Level Power Supply	
Cooling System	8 heavy duty fans w/ Optimal Fan Speed Control, 1 Air Shroud		8 heavy duty fans w/ Optimal Fan Speed Control, 1 Air Shroud	
Form Factor	437 x 43 x 707mm (17.2" x 1.7" x 27.82")		437 x 43 x 707mm (17.2" x 1.7" x 27.82")	

* Please check with your Supermicro sales representative and website for compatibility and configuration details



NEW!

1U X11 Ultra
4x 3.5" NVMe Drive Bays



NEW!



1U X11 Ultra
4x 3.5" Drive Bays



MODEL	SYS-6019U-TN4RT SYS-6019U-TN4R4T	SYS-6019U-TR4 SYS-6019U-TR4T SYS-6019U-TRT	SYS-6019U-TRTP SYS-6019U-TRTP2 SYS-6019U-TR25M
Processor Support	2nd Generation Intel® Xeon® Scalable Processors (Cascade Lake-SP), Intel® Xeon® Scalable Processors. Dual Socket P (LGA 3647) supported, CPU TDP support 205W, 2 UPI up to 10.4 GT/s	2nd Generation Intel® Xeon® Scalable Processors (Cascade Lake-SP), Intel® Xeon® Scalable Processors. Dual Socket P (LGA 3647) supported, CPU TDP support 205W, 2 UPI up to 10.4 GT/s	
Key Applications	<ul style="list-style-type: none"> Virtualization Cloud Computing High End Enterprise Server 	<ul style="list-style-type: none"> Virtualization Cloud Computing High End Enterprise Server 	
Outstanding Features	<ul style="list-style-type: none"> 4 3.5" drive bays 24 DIMM sockets 4 PCI-E Add-on cards 205W CPU support Platinum Level Power Supply 2 SATA DOM support with embedded power 	<ul style="list-style-type: none"> 24 DIMM sockets 4 PCI-E Add-on cards 4 3.5" drive bays 205W CPU support Platinum Level Power Supply 2 SATA DOM support with embedded power 	
Serverboard	SUPER● X11DPU	SUPER● X11DPU	
Chipset	Intel® C621 chipset	Intel® C621 chipset	
System Memory (Max.)*	Up to 6TB 3DS ECC RDIMM, DDR4-2933MHz; Up to 6TB 3DS ECC LRDIMM, DDR4-2933MHz, in 24 DIMM slots; Up to 6TB Intel® Optane™ DC Persistent Memory in memory mode (Cascade Lake only).	Up to 6TB 3DS ECC RDIMM, DDR4-2933MHz; Up to 6TB 3DS ECC LRDIMM, DDR4-2933MHz, in 24 DIMM slots; Up to 6TB Intel® Optane™ DC Persistent Memory in memory mode (Cascade Lake only).	
Expansion Slots	2 PCI-E 3.0 x16 (FH, 10.5"L); 2 PCI-E 3.0 x8 (1 LP, 1 Internal LP)	2 PCI-E 3.0 x16 (FH, 10.5"L); 2 PCI-E 3.0 x8 (1 LP, 1 Internal LP)	
Onboard Storage Controller	Intel® C621 SATA3 (6Gb/s) controller	Intel® C621 SATA3 (6Gb/s) controller	
Connectivity	<p>-TN4RT: 2x 10GBase-T Ethernet ports; 2 VGA ports (1 rear, 1 onboard) 3 USB 3.0 ports (2 rear, 1 Type A); 1 Serial Port</p> <p>-TN4R4T: 4x 10GBase-T Ethernet ports via AOC-UR-i4XTF; Intel® X710 + X557 10GBase-T; 1x Realtek RTL8211E PHY (dedicated IPMI); 2 VGA ports (1 rear, 1 onboard); 3 USB 3.0 ports (2 rear, 1 Type A); 1 Serial Port</p>	<p>-TR4: 4 Gigabit Ethernet; 2 VGA ports (1 rear, 1 onboard) 3 USB 3.0 ports (2 rear, 1 Type A); 1 Serial Port</p> <p>-TR4T: 4 10GBase-T Ethernet ports; 2 VGA ports (1 rear, 1 onboard) 3 USB 3.0 ports (2 rear, 1 Type A); 1 Serial Port</p> <p>-TRT: 2x 10GBase-T Ethernet ports; 2 VGA ports (1 rear, 1 onboard) 3 USB 3.0 ports (2 rear, 1 Type A); 1 Serial Port</p> <p>-TRTP: 2 10G SFP+ Ethernet ports; 2 VGA ports (1 rear, 1 onboard) 3 USB 3.0 ports (2 rear, 1 Type A); 1 Serial Port</p> <p>-TRTP2: 2 Gigabit Ethernet ports; 2 10G SFP+ Ethernet ports; 2 VGA ports (1 rear, 1 onboard) 3 USB 3.0 ports (2 rear, 1 Type A); 1 Serial Port</p> <p>-TR25M: 2 25G SFP28 Ethernet Ports; 2 VGA ports (1 rear, 1 onboard) 3 USB 3.0 ports (2 rear, 1 Type A); 1 Serial Port</p>	
VGA/Audio	Aspeed AST2500 BMC	Aspeed AST2500 BMC	
Management	Intel® Node Manager; Redfish API; IPMI2.0; KVM with dedicated LAN; NMI; SPM; SSM; SUM; SuperDoctor® 5;	Intel® Node Manager; Redfish API; IPMI2.0; KVM with dedicated LAN; NMI; SPM; SSM; SUM; SuperDoctor® 5;	
Drive Bays	4 hot-swap 3.5" drive support; 4 NVMe/SATA3 ports	4 hot-swap 3.5" drive support	
Peripheral Bays	N/A	N/A	
Power Supply	Redundant 750W Platinum Level Power Supply	Redundant 750W Platinum Level Power Supply	
Cooling System	8 heavy duty fans w/ Optimal Fan Speed Control, 1 Air Shroud	8 heavy duty fans w/ Optimal Fan Speed Control, 1 Air Shroud	
Form Factor	437 x 43 x 737mm (17.2" x 1.7" x 29")	437 x 43 x 737mm (17.2" x 1.7" x 29")	

* Please check with your Supermicro sales representative and website for compatibility and configuration details



NEW!

1U X11 Ultra



NEW!

2U X11 Ultra
24x 2.5" NVMe Drive Bays



MODEL	SYS-1029UZ-TN20R25M	SYS-2029U-TN24R4T
Processor Support	2nd Generation Intel® Xeon® Scalable Processors (Cascade Lake-SP), Intel® Xeon® Scalable Processors.	2nd Generation Intel® Xeon® Scalable Processors (Cascade Lake-SP), Intel® Xeon® Scalable Processors.
Key Applications	<ul style="list-style-type: none"> • Virtualization • Cloud Computing • High Density Enterprise Server • Software Defined Storage 	<ul style="list-style-type: none"> • Virtualization • Hyperconverge Storage • Cloud Computing • High End Enterprise Server
Outstanding Features	<ul style="list-style-type: none"> • 165W CPU support • 24 DIMM sockets • Up to 2 PCI-E Add-on cards • Dual 25G SFP28 • 1600W Titanium Level Power Supply • 2 SATA DOMs Support with Embedded Power 	<ul style="list-style-type: none"> • 24x 2.5" hot-swap NVMe drive bays • 24 DIMM support • Redundant 1600W Titanium Level high-efficiency power supplies • 4 x 10GBase-T Ports
Serverboard	SUPER● X11DPU-Z+	SUPER● X11DPU
Chipset	Intel® C621 chipset	Intel® C621 chipset
System Memory (Max.)*	Up to 6TB 3DS ECC RDIMM, DDR4-2933MHz; Up to 6TB 3DS ECC LRDIMM, DDR4-2933MHz, in 24 DIMM slots; Up to 6TB Intel® Optane™ DC Persistent Memory in memory mode (Cascade Lake only).	Up to 6TB 3DS ECC RDIMM, DDR4-2933MHz; Up to 6TB 3DS ECC LRDIMM, DDR4-2933MHz, in 24 DIMM slots; Up to 6TB Intel® Optane™ DC Persistent Memory in memory mode (Cascade Lake only).
Expansion Slots	Up to 2 PCI-E 3.0 x8(FH, FL); For 20 NVMe configuration, only 1 PCI-E 3.0 x8 is available For 18 NVMe configuration, 2 PCI-E 3.0 x8 will be available	2 PCI-E 3.0 x16(FH, 10.5"L); 1 PCI-E 3.0 x8(LP)
Onboard Storage Controller	Intel® C621 SATA3 (6Gb/s) controller	Intel® C621 SATA3 (6Gb/s) controller
Connectivity	2 25G SFP28 Ethernet, 3 USB 3.0 ports (2 Rear, 1 Type A), 2 USB 2.0 ports (Front), 1 Serial Port	4 10GBase-T ports with Intel® X550 Ethernet Controller; 3 USB 3.0 ports (2 rear, 1 Type A); 1 Serial Port
VGA/Audio	1 VGA, 1 Aspeed AST2500 BMC;	Aspeed AST2500 BMC
Management	Intel® Node Manager; IPMI2.0; KVM with dedicated LAN; NMI; SPM; SSM; SUM; SuperDoctor® 5; Watchdog;	Intel® Node Manager; Redfish API; IPMI2.0; KVM with dedicated LAN; NMI; SPM; SSM; SUM; SuperDoctor® 5;
Drive Bays	20 Hot-Swappable 2.5" 7mm drive bays: 8 NVMe ports and 2 SAS/SATA3/NVMe Hybrid Ports from CPU1 and 10 NVMe ports from CPU2	24 Hot-swap 2.5" NVMe Drive Bays; Optional 20 NVMe + 4 NVMe/SAS3; 2x 2.5" 2 Rear Hot-swap 2.5" Drive Bays (2x SATA3 ports default)
Peripheral Bays	N/A	N/A
Power Supply	1600W Titanium Level Power Supply	1600W Redundant Power Supplies with PMBus
Cooling System	8 Heavy Duty fans w/ Optimal Fan Speed Control , 2 Air Shroud	4 Heavy duty 8cm PWM fans
Form Factor	437 x 43 x 706mm (17.2" x 1.7" x 27.8")	437 x 89 x 705mm (17.2" x 3.5" x 27.76")

* Please check with your Supermicro sales representative and website for compatibility and configuration details



2U X11 Ultra
24x 2.5" Drive Bays, SAS3 Expander



2U X11 Ultra
24x 2.5" SAS3/SATA3 Drive Bays



MODEL	SYS-2029U-E1CR4 SYS-2029U-E1CR4T SYS-2029U-E1CRT SYS-2029U-E1CRTP SYS-2029U-E1CR25M	SYS-2029U-TR4 SYS-2029U-TR4T SYS-2029U-TRT SYS-2029U-TRTP SYS-2029U-TR25M
Processor Support	2nd Generation Intel® Xeon® Scalable Processors (Cascade Lake-SP), Intel® Xeon® Scalable Processors. Dual Socket P (LGA 3647) supported, CPU TDP support 205W, 2 UPI up to 10.4 GT/s	2nd Generation Intel® Xeon® Scalable Processors (Cascade Lake-SP), Intel® Xeon® Scalable Processors. Dual Socket P (LGA 3647) supported, CPU TDP support 205W, 2 UPI up to 10.4 GT/s
Key Applications	<ul style="list-style-type: none"> Virtualization Hyperconverge Storage Cloud Computing High End Enterprise Server 24x 2.5" hot-swap drive bays SAS3.0 (12Gbps) support Optional NVMe support 24 DIMM support 1000W Titanium Level Power Supply Flexible LAN Options 	<ul style="list-style-type: none"> Virtualization Hyperconverge Storage Cloud Computing High End Enterprise Server 24x 2.5" hot-swap drive bays Optional SAS3 and NVMe support 24 DIMM support 1000W Titanium Level Power Supply Flexible LAN Options
Outstanding Features		
Serverboard	SUPER● X11DPU	SUPER● X11DPU
Chipset	Intel® C621 chipset	Intel® C621 chipset
System Memory (Max.)*	Up to 6TB 3DS ECC RDIMM, DDR4-2933MHz; Up to 6TB 3DS ECC LRDIMM, DDR4-2933MHz, in 24 DIMM slots; Up to 6TB Intel® Optane™ DC Persistent Memory in memory mode (Cascade Lake only).	Up to 6TB 3DS ECC RDIMM, DDR4-2933MHz; Up to 6TB 3DS ECC LRDIMM, DDR4-2933MHz, in 24 DIMM slots; Up to 6TB Intel® Optane™ DC Persistent Memory in memory mode (Cascade Lake only).
Expansion Slots	-E1CR4/E1CRT/E1CRTP/E1CR25M: 1 PCI-E 3.0 x16(FH, 10.5"L); 5 PCI-E 3.0 x8(FH, 10.5"L); 1 PCI-E 3.0 x8(LP); 1 PCI-E 3.0 x8(internal LP) -E1CR4T: 2 PCI-E 3.0 x16(FH, 10.5"L); 4 PCI-E 3.0 x8(FH, 10.5"L); 1 PCI-E 3.0 x8(LP)	-TR4/TRT/TRTP/TR25M: 1 PCI-E 3.0 x16(FH, 10.5"L); 5 PCI-E 3.0 x8(FH, 10.5"L); 1 PCI-E 3.0 x8(LP); 1 PCI-E 3.0 x8(internal LP) -TR4T: 2 PCI-E 3.0 x16(FH, 10.5"L); 4 PCI-E 3.0 x8(FH, 10.5"L); 1 PCI-E 3.0 x8(LP)
Onboard Storage Controller	One of the following storage Add-on cards required: AOC-S3108L-H8iR (SAS3 HW RAID), AOC-S3008L-L8i (SAS3 SW RAID), AOC-S3008L-L8e (SAS3 HBA)	Intel® C621 SATA3 (6Gb/s) controller
Connectivity	-E1CR4: 4 GbE ports with Intel® i350 Ethernet Controller; 3 USB 3.0 ports (2 rear, 1 Type A); 1 Serial Port -E1CR4T: 4 10GBase-T ports with Intel® XL710 Ethernet Controller; 3 USB 3.0 ports (2 rear, 1 Type A); 1 Serial Port -E1CRT: 2x 10GBase-T ports with Intel® X540 Ethernet Controller; 3 USB 3.0 ports(2 rear, 1 Type A); 1 Serial Port -E1CRTP: 2 10G SFP+ ports with Intel® 82599ES Ethernet Controller; 3 USB 3.0 ports (2 rear, 1 Type A); 1 Serial Port -E1CR25M: 2 25GbE SFP28 ports with Mellanox® ConnectX®-4 Lx EN Ethernet Controller; 3 USB 3.0 ports (2 rear, 1 Type A); 1 Serial Port	-TR4: 4 GbE ports with Intel® i350 Ethernet Controller; 3 USB 3.0 ports (2 rear, 1 Type A); 1 Serial Port -TR4T: 4 10GBase-T ports with Intel® XL710 Ethernet Controller; 3 USB 3.0 ports (2 rear, 1 Type A); 1 Serial Port -TRT: 2x 10GBase-T ports with Intel® X540 Ethernet Controller; 3 USB 3.0 ports (2 rear, 1 Type A); 1 Serial Port -TRTP: 2 10G SFP+ ports with Intel® 82599ES Ethernet Controller; 3 USB 3.0 ports (2 rear, 1 Type A); 1 Serial Port -TR25M: 2 25GbE SFP28 ports with Mellanox® ConnectX®-4 Lx EN Ethernet Controller; 3 USB 3.0 ports (2 rear, 1 Type A); 1 Serial Port
VGA/Audio	Aspeed AST2500 BMC	Aspeed AST2500 BMC
Management	Intel® Node Manager; Redfish API; IPMI2.0; KVM with dedicated LAN; NMI; SPM; SSM; SUM; SuperDoctor® 5;	Intel® Node Manager; Redfish API; IPMI2.0; KVM with dedicated LAN; NMI; SPM; SSM; SUM; SuperDoctor® 5;
Drive Bays	24 Hot-swap 2.5" Drive Bays; 24 SAS3 ports support via Expander and AOC; Optional drive support: 20 SAS3 + 4 SAS3/NVMe; Optional 2 Rear Hot-swap 2.5" Drive Bays	24 Hot-swap 2.5" Drive Bays; 14 SATA3 ports by default; Optional drive support: 20 SAS3 + 4 SAS3/NVMe; Optional 2 Rear Hot-swap 2.5" Drive Bays
Peripheral Bays	N/A	N/A
Power Supply	1000W Redundant Power Supplies with PMBus	1000W Redundant Power Supplies with PMBus
Cooling System	4 Heavy duty 8cm PWM fans	4 Heavy duty 8cm PWM fans
Form Factor	437 x 89 x 705mm (17.2" x 3.5" x 27.76")	437 x 89 x 705mm (17.2" x 3.5" x 27.76")

* Please check with your Supermicro sales representative and website for compatibility and configuration details



MODEL	SYS-2029UZ-TN20R25M	SYS-6029U-E1CR4 SYS-6029U-E1CRT SYS-6029U-E1CRTP SYS-6029U-E1CR25M	SYS-6029U-E1 CR4T
Processor Support	2nd Generation Intel® Xeon® Scalable Processors (Cascade Lake-SP), Intel® Xeon® Scalable Processors. Dual Socket P (LGA 3647) supported, CPU TDP support Up to 255W, 3 UPI up to 10.4 GT/s	2nd Generation Intel® Xeon® Scalable Processors (Cascade Lake-SP), Intel® Xeon® Scalable Processors. Dual Socket P (LGA 3647) supported, CPU TDP support 205W, 2 UPI up to 10.4 GT/s	2nd Generation Intel® Xeon® Scalable Processors (Cascade Lake-SP), Intel® Xeon® Scalable Processors. Dual Socket P (LGA 3647) supported, CPU TDP support 205W, 2 UPI up to 10.4 GT/s
Key Applications	<ul style="list-style-type: none"> Virtualization Hyperconverge Storage Cloud Computing High End Enterprise Server 	<ul style="list-style-type: none"> Virtualization Hyperconverge Storage Cloud Computing High End Enterprise Server 12x 3.5" hot-swap drive bays SAS3.0 (12Gbps) support 	<ul style="list-style-type: none"> Virtualization Hyperconverge Storage Cloud Computing High End Enterprise Server 12x 3.5" hot-swap drive bays SAS3.0 (12Gbps) support
Outstanding Features	<ul style="list-style-type: none"> 20 Port NVMe port direct connect 24 DIMM sockets Redundant 1600W Titanium Level high-efficiency power supplies Dual 25G SFP28 	<ul style="list-style-type: none"> 24 DIMM support Optional NVMe support 1000W Titanium Level Power Supply Flexible LAN Options 	<ul style="list-style-type: none"> 24 DIMM support Optional NVMe support 1000W Titanium Level Power Supply Flexible LAN Options
Serverboard Chipset	SUPER® X11DPU-Z+ Intel® C621 chipset	SUPER® X11DPU Intel® C621 chipset	SUPER® X11DPU Intel® C621 chipset
System Memory (Max.)*	Up to 6TB 3DS ECC RDIMM, DDR4-2933MHz; Up to 6TB 3DS ECC LRDIMM, DDR4-2933MHz, in 24 DIMM slots; Up to 6TB Intel® Optane™ DC Persistent Memory in memory mode (Cascade Lake only).	Up to 6TB 3DS ECC RDIMM, DDR4-2933MHz; Up to 6TB 3DS ECC LRDIMM, DDR4-2933MHz, in 24 DIMM slots; Up to 6TB Intel® Optane™ DC Persistent Memory in memory mode (Cascade Lake only).	Up to 6TB 3DS ECC RDIMM, DDR4-2933MHz; Up to 6TB 3DS ECC LRDIMM, DDR4-2933MHz, in 24 DIMM slots; Up to 6TB Intel® Optane™ DC Persistent Memory in memory mode (Cascade Lake only).
Expansion Slots	1 PCI-E 3.0 x8 (LP)	1 PCI-E 3.0 x8(LP); 1 PCI-E 3.0 x8(internal LP)	2 PCI-E 3.0 x16(FH, 10.5"L); 4 PCI-E 3.0 x8(FH, 10.5"L); 1 PCI-E 3.0 x8(LP)
Onboard Storage Controller	Intel® C621 SATA3 (6Gb/s) controller	One of the following storage Add-on cards required: AOC-S3108L-H8IR-16DD (SAS3 HW RAID), AOC-S3008L-L8i (SAS3 SW RAID), AOC-S3008L-L8e (SAS3 HBA) -E1CR4: 4 GbE ports with Intel® i350 Ethernet Controller; 3 USB 3.0 ports (2 rear, 1 Type A); 1 Serial Port -E1CRT: 2x 10GBase-T ports with Intel® X540 Ethernet Controller; 3 USB 3.0 ports (2 rear, 1 Type A); 1 Serial Port -E1CRTP: 2 10G SFP+ ports with Intel® 82599ES Ethernet Controller; 3 USB 3.0 ports (2 rear, 1 Type A); 1 Serial Port -E1CR25M: 2 25GbE SFP28 ports with Mellanox® ConnectX®-4 Lx EN Ethernet Controller; 3 USB 3.0 ports (2 rear, 1 Type A); 1 Serial Port	One of the following storage Add-on cards required: AOC-S3108L-H8IR-16DD (SAS3 HW RAID), AOC-S3008L-L8i (SAS3 SW RAID), AOC-S3008L-L8e (SAS3 HBA)
Connectivity	2 25GbE SFP28 ports with Mellanox® ConnectX®-4 Lx EN Ethernet Controller; 3 USB 3.0 ports (2 rear, 1 Type A); 1 Serial Port	2 25GbE SFP28 ports with Mellanox® ConnectX®-4 Lx EN Ethernet Controller; 3 USB 3.0 ports (2 rear, 1 Type A); 1 Serial Port	4 10GBase-T ports with Intel® XL710 Ethernet Controller; 3 USB 3.0 ports (2 rear, 1 Type A); 1 Serial Port
VGA/Audio	Aspeed AST2500 BMC	Aspeed AST2500 BMC	Aspeed AST2500 BMC
Management	Intel® Node Manager; Redfish API; IPMI2.0; KVM with dedicated LAN; NMI; SPM; SSM; SUM; SuperDoctor® 5;	Intel® Node Manager; Redfish API; IPMI2.0; KVM with dedicated LAN; NMI; SPM; SSM; SUM; SuperDoctor® 5;	Intel® Node Manager; Redfish API; IPMI2.0; KVM with dedicated LAN; NMI; SPM; SSM; SUM; SuperDoctor® 5;
Drive Bays	24 Hot-swap 2.5" Drive Bays; 20 NVMe + 4 SAS3/SATA	12 Hot-swap 3.5" Drive Bays; 12 SAS3 ports support via Expander and AOC; Optional drive support: 8 SAS3 + 4 SAS3/NVMe; Optional 2 Rear Hot-swap 2.5" Drive Bays	12 Hot-swap 3.5" Drive Bays; 12 SAS3 ports support via Expander and AOC; Optional drive support: 8 SAS3 + 4 SAS3/NVMe; Optional 2 Rear Hot-swap 2.5" Drive Bays
Peripheral Bays	N/A	N/A	N/A
Power Supply	1600W Redundant Power Supplies with PMBus	1000W Redundant Power Supplies with PMBus	1000W Redundant Power Supplies with PMBus
Cooling System	4 Heavy duty 8cm PWM fans	4 Heavy duty 8cm PWM fans	4 Heavy duty 8cm PWM fans
Form Factor	437 x 89 x 705mm (17.2" x 3.5" x 27.76")	437 x 89 x 723mm (17.2" x 3.5" x 28.46")	437 x 89 x 723mm (17.2" x 3.5" x 28.46")

* Please check with your Supermicro sales representative and website for compatibility and configuration details



MODEL	SYS-6029U-TR4 SYS-6029U-TRT SYS-6029U-TRTP SYS-6029U-TR25M	SYS-6029U-TR4T	SYS-1019P-WTR
Processor Support	2nd Generation Intel® Xeon® Scalable Processors (Cascade Lake-SP), Intel® Xeon® Scalable Processors. Dual Socket P (LGA 3647) supported, CPU TDP support 205W, 2 UPI up to 10.4 GT/s	2nd Generation Intel® Xeon® Scalable Processors (Cascade Lake-SP), Intel® Xeon® Scalable Processors. Dual Socket P (LGA 3647) supported, CPU TDP support 205W, 2 UPI up to 10.4 GT/s	Intel® Xeon® Scalable Processors (Cascade Lake/Skylake). Single Socket P (LGA 3647) supported, CPU TDP support 205W
Key Applications	<ul style="list-style-type: none"> Virtualization Hyperconverge Storage Cloud Computing High End Enterprise Server 12x 3.5" hot-swap drive bays Optional SAS3 and NVMe support 24 DIMM support 1000W Titanium Level Power Supply Flexible LAN Options 	<ul style="list-style-type: none"> Virtualization Hyperconverge Storage Cloud Computing High End Enterprise Server 12x 3.5" hot-swap drive bays Optional SAS3 and NVMe support 24 DIMM support 1000W Titanium Level Power Supply Flexible LAN Options 	<ul style="list-style-type: none"> Database Processing & Storage DataCenter Applications Data Center
Outstanding Features	<ul style="list-style-type: none"> 1000W Titanium Level Power Supply Flexible LAN Options 	<ul style="list-style-type: none"> 1000W Titanium Level Power Supply Flexible LAN Options 	<ul style="list-style-type: none"> 1 PCI-E x8 3.0 slots 2 PCI-E x16 3.0 slots 2x 10 Gigabit Ethernet Ports 2x NVMe w/AOC (option)
Serverboard Chipset	SUPER® X11DPU Intel® C621 chipset	SUPER® X11DPU Intel® C621 chipset	SUPER® X11SPW-TF Intel® C622 chipset
System Memory (Max.)*	Up to 6TB 3DS ECC RDIMM, DDR4-2933MHz; Up to 6TB 3DS ECC LRDIMM, DDR4-2933MHz, in 24 DIMM slots; Up to 6TB Intel® Optane™ DC Persistent Memory in memory mode (Cascade Lake only).	Up to 6TB 3DS ECC RDIMM, DDR4-2933MHz; Up to 6TB 3DS ECC LRDIMM, DDR4-2933MHz, in 24 DIMM slots; Up to 6TB Intel® Optane™ DC Persistent Memory in memory mode (Cascade Lake only).	Up to 384GB Registered ECC RDIMM, DDR4-2933MHz; Up to 1.5TB 3DS ECC LRDIMM, DDR4-2933MHz, in 6 DIMM slots
Expansion Slots	1 PCI-E 3.0 x16(FH, 10.5"L); 5 PCI-E 3.0 x8(FH, 10.5"L); 1 PCI-E 3.0 x8(LP); 1 PCI-E 3.0 x8(internal LP)	2 PCI-E 3.0 x16(FH, 10.5"L); 4 PCI-E 3.0 x8(FH, 10.5"L); 1 PCI-E 3.0 x8(LP)	2 PCI-E 3.0 x16(FHFL), 1 PCI-E 3.0 x8(LP)slot
Onboard Storage Controller	Intel® C621 SATA3 (6Gb/s) controller	Intel® C621 SATA3 (6Gb/s) controller	Intel® C622 controller for 10 SATA3 (6 Gbps) ports; RAID 0,1,5,10;
Connectivity	<p>-TR4: 4 GbE ports with Intel® i350 Ethernet Controller; 3 USB 3.0 ports (2 rear, 1 Type A); 1 Serial Port</p> <p>-TRT: 2x 10GBase-T ports with Intel® X540 Ethernet Controller; 3 USB 3.0 ports (2 rear, 1 Type A); 1 Serial Port</p> <p>-TRTP: 2 10G SFP+ ports with Intel® 82599ES Ethernet Controller; 3 USB 3.0 ports (2 rear, 1 Type A); 1 Serial Port</p> <p>-TR25M: 2 25GbE SFP28 ports with Mellanox® ConnectX®-4 Lx EN Ethernet Controller; 3 USB 3.0 ports (2 rear, 1 Type A); 1 Serial Port</p>	4 10GBase-T ports with Intel® XL710 Ethernet Controller; 3 USB 3.0 ports (2 rear, 1 Type A); 1 Serial Port	Dual LAN with 10GBase-T with Intel® X722 + X557
VGA/Audio	Aspeed AST2500 BMC	Aspeed AST2500 BMC	Aspeed AST2500 BMC
Management	Intel® Node Manager; Redfish API; IPMI2.0; KVM with dedicated LAN; NMI; SPM; SSM; SUM; SuperDoctor® 5;	Intel® Node Manager; Redfish API; IPMI2.0; KVM with dedicated LAN; NMI; SPM; SSM; SUM; SuperDoctor® 5;	Intel® Node Manager, IPMI2.0, KVM with dedicated LAN, NMI, SPM, SUM, SuperDoctor® 5, Watchdog
Drive Bays	12 Hot-swap 3.5" Drive Bays; 12 SATA3 ports by default; Optional drive support: 8 SAS3 + 4 SAS3/NVMe; Optional 2 Rear Hot-swap 2.5" Drive Bays	12 Hot-swap 3.5" Drive Bays; 12 SATA3 ports by default; Optional drive support: 8 SAS3 + 4 SAS3/NVMe; Optional 2 Rear Hot-swap 2.5" Drive Bays	10x 2.5" hot-swap SAS/SATA drive bay
Peripheral Bays	N/A	N/A	N/A
Power Supply	1000W Redundant Power Supplies with PMBus	1000W Redundant Power Supplies with PMBus	1U 500W Redundant Single Output power supply W/PMbus 54.5mm width
Cooling System	4 Heavy duty 8cm PWM fans	4 Heavy duty 8cm PWM fans	5x 40x56mm counter-rotation PWM fan
Form Factor	437 x 89 x 723mm (17.2" x 3.5" x 28.46")	437 x 89 x 723mm (17.2" x 3.5" x 28.46")	1U Rackmount 25 x 43 x 597mm (17.2" x 1.7" x 23.5")

* Please check with your Supermicro sales representative and website for compatibility and configuration details



NEW!
X11 Mainstream
UP



NEW!
X11 WIO
UP, Quad LAN



NEW!
X11 UP WIO
1U Flexible I/O, Flexible Array



MODEL	SYS-5019C-WR	SYS-5019S-W4TR	SYS-5019P-WT SYS-5019P-WTR (shown)
Processor Support	8th Generation Intel® Core™ i3/Pentium®/ Celeron® Processor, Intel® Xeon® Processor E-2100 series. Socket LGA 1151 supported, CPU TDP support Up to 95W TDP	Intel® 6th/7th Generation Core™ i3 series, Intel® Celeron®, Intel® Pentium®, Intel® Xeon® processor E3-1200 v6/v5. Socket H4 (LGA 1151) supported, CPU TDP support 80W	Intel® Xeon® Scalable Processors (Cascade Lake/Skylake). Single Socket P (LGA 3647) supported, CPU TDP support 205W
Key Applications	<ul style="list-style-type: none"> • Data Center • Application and data serving • Appliance Server • Hosting & Application delivery 	<ul style="list-style-type: none"> • Application and data serving • Appliance Server 	<ul style="list-style-type: none"> • Database Processing & Storage • DataCenter Applications • FireWall Applications
Outstanding Features	<ul style="list-style-type: none"> • 2x PCI-E 3.0 x8(FHFL) or 1x PCI-E 3.0 x16(FHFL), 1x PCI-E 3.0 x4 (x8) (LP) add-on card slot • 1+1 Redundant 500W high-efficiency power • Up to 4 hot-swap 3.5" drives 	<ul style="list-style-type: none"> • 1 x16 or 2 X 8 PCI-E slots • 4x 10GBase-T ports 	<ul style="list-style-type: none"> • 1 PCI-E x8 3.0 slots • 2 PCI-E x16 3.0 slots • 2x 10 Gigabit Ethernet Ports • -WTR: Redundant Power
Serverboard	SUPER● X11SCW-F	SUPER● X11SSW-4TF	SUPER● X11SPW-TF
Chipset	Intel® C246 chipset	Intel® C236 chipset	Intel® C622 chipset
System Memory (Max.)*	Up to 128GB Unbuffered ECC UDIMM, DDR4-2666MHz, in 4 DIMM slots	64GB Unbuffered ECC UDIMM, DDR4-2400MHz, in 4 DIMM slots	Up to 384GB Registered ECC RDIMM, DDR4-2933MHz; Up to 1.5TB 3DS ECC LRDIMM, DDR4-2933MHz, in 6 DIMM slots
Expansion Slots	2 PCI-E 3.0 x8(FHFL) or 1 PCI-E 3.0 x16(FHFL), 1 PCI-E 3.0 x4(x8) (LP)	1 PCI-E 3.0 x16 Left Riser Slot	2 PCI-E 3.0 x16(FHFL), 1 PCI-E 3.0 x8(LP)slot
Onboard Storage Controller	Intel® C246 controller for 6 SATA3 (6 Gbps) ports; RAID 0,1,5,10;	Intel® C236 controller for 6 SATA3 (6 Gbps) ports; RAID 0,1,5,10;	Intel® C622 controller for 10 SATA3 (6 Gbps) ports; RAID 0,1,5,10;
Connectivity	Dual LAN with Intel® Ethernet Controller I210-AT	Quad LAN with Intel® X540 10GBase-T Ethernet Controller	Dual LAN with 10GBase-T with Intel® X722 + X557
VGA/Audio	Aspeed AST2500 BMC	Aspeed AST2400 BMC	Aspeed AST2500 BMC
Management	Intel® Node Manager, IPMI2.0, NMI, SPM, SSM, SUM, SuperDoctor® 5, Watchdog	Intel® Node Manager, IPMI2.0, NMI, SPM, SSM, SUM, SuperDoctor® 5, Watchdog	Intel® Node Manager, IPMI2.0, KVM with dedicated LAN, NMI, SPM, SUM, SuperDoctor® 5, Watchdog
Drive Bays	4x 3.5" hot-swap drive bay	4x 3.5" hot-swap SAS/SATA	-WT: 4x 3.5" Hot-swap SATA3 bays -WTR: 4x 3.5" hot-swap SAS/SATA
Peripheral Bays	1x Slim DVD-ROM Drive(option)	1x slim DVD-ROM drive bay(option)	1x slim DVD-ROM drive bay(option)
Power Supply	1U 500W Redundant Single Output power supply W/PMBus 54.5mm width	1U 500W Redundant Single Output power supply W/PMBus 54.5mm width	-WT: 1U 600W platinum efficiency multiple output power supply w/PMBus -WTR: 1U 500W Redundant Single Output power supply W/PMBus 54.5mm width
Cooling System	Total 5x 4cm heavy duty counter-rotating with optimal fan speed control; fans for AOC cooling	Total 4x 40x56mm counter-rotation PWM fan	Total 5x 40x56mm counter-rotation PWM fan; , Chassis default 4x counter-rotation PWM fan + additional 1x counter-rotation PWM fan
Form Factor	1U Rackmount 437 x 43 x 650mm (17.2" x 1.7" x 25.6")	1U Rackmount 437 x 43 x 635mm (17.2" x 1.7" x 25.6")	1U Rackmount 437 x 43 x 650mm (17.2" x 1.7" x 25.6")

* Please check with your Supermicro sales representative and website for compatibility and configuration details



X11 WIO
1U 4x 3.5" Drive Bays



X11 WIO
1U 4x 3.5" Drive Bays
Redundant Power



X11 WIO
1U 8x 3.5" + 2x 2.5" Drive Bays



MODEL	SYS-6019P-WT	SYS-6019P-WTR	SYS-6019P-WT8
Processor Support	2nd Generation Intel® Xeon® Scalable Processors (Cascade Lake-SP), Intel® Xeon® Scalable Processors. Dual Socket P (LGA 3647) supported, CPU TDP support 205W, 2 UPI up to 10.4 GT/s	2nd Generation Intel® Xeon® Scalable Processors (Cascade Lake-SP), Intel® Xeon® Scalable Processors. Dual Socket P (LGA 3647) supported, CPU TDP support 205W, 2 UPI up to 10.4 GT/s	2nd Generation Intel® Xeon® Scalable Processors (Cascade Lake-SP), Intel® Xeon® Scalable Processors. Dual Socket P (LGA 3647) supported, CPU TDP support 205W, 2 UPI up to 10.4 GT/s
Key Applications	<ul style="list-style-type: none"> • Web Server • FireWall Applications • Corporate- WINS, DNS, Print, Login • Gateway, provisioning servers • Compact Network Appliance • Cloud Computing 	<ul style="list-style-type: none"> • Web Server • FireWall Applications • Corporate- WINS, DNS, Print, Login • Gateway, provisioning servers • Compact Network Appliance • Cloud Computing 	<ul style="list-style-type: none"> • Web Server • FireWall Applications • Corporate- WINS, DNS, Print, Login • Gateway, provisioning servers • Compact Network Appliance • Cloud Computing
Outstanding Features	<ul style="list-style-type: none"> • Supports 3 PCIe and 1 Mezzanine cards • 1 NVMe M.2 Support • Flexible I/O options • Dedicated IPMI port • 4x 3.5" SAS3/SATA3 drive bays • Support 1 Slim DVD-ROM and 1 COM & 2 USB3.0 ports module 	<ul style="list-style-type: none"> • Supports 3 PCIe and 1 Mezzanine cards • 1 NVMe M.2 Support • Flexible I/O options • Dedicated IPMI port • 4x 3.5" SAS3/SATA3 drive bays • Support 1 Slim DVD-ROM and 1 COM & 2 USB3.0 ports module 	<ul style="list-style-type: none"> • Supports 3 PCIe and 1 Mezzanine cards • 1 NVMe M.2 Support • 8x 3.5" & 2x 2.5" Fixed SATA3 drive bays in 1U • Flexible I/O options • Dedicated IPMI port
Serverboard	SUPER● X11DDW-L	SUPER● X11DDW-L	SUPER● X11DDW-L
Chipset	Intel® C621 chipset	Intel® C621 chipset	Intel® C621 chipset
System Memory (Max.)*	Up to 3TB 3DS ECC RDIMM, DDR4-2933MHz; Up to 3TB 3DS ECC LRDIMM, DDR4-2933MHz, in 12 DIMM slots; Up to 2TB Intel® Optane™ DC Persistent Memory in memory mode (Cascade Lake only)	Up to 3TB 3DS ECC RDIMM, DDR4-2933MHz; Up to 3TB 3DS ECC LRDIMM, DDR4-2933MHz, in 12 DIMM slots; Up to 2TB Intel® Optane™ DC Persistent Memory in memory mode (Cascade Lake only)	Up to 3TB 3DS ECC RDIMM, DDR4-2933MHz; Up to 3TB 3DS ECC LRDIMM, DDR4-2933MHz, in 12 DIMM slots; Up to 2TB Intel® Optane™ DC Persistent Memory in memory mode (Cascade Lake only)
Expansion Slots	2 PCI-E 3.0 x16 (FHHL) slots, 1 PCI-E 3.0 x8 (LP) slot, 1 PCI-E 3.0 x16 Add-On-Module for SAS3 storage controller	2 PCI-E 3.0 x16 (FHHL) slots, 1 PCI-E 3.0 x8 (LP) slot, 1 PCI-E 3.0 x16 Add-On-Module for SAS3 storage controller	2 PCI-E 3.0 x16 (FHHL) slots, 1 PCI-E 3.0 x8 (LP) slot, 1 PCI-E 3.0 x16 Add-On-Module for SAS3 storage controller
Onboard Storage Controller	Intel® C621 controller for 14 SATA3 (6 Gbps) ports; RAID 0,1,5,10;	Intel® C621 controller for 14 SATA3 (6 Gbps) ports; RAID 0,1,5,10;	Intel® C621 controller for 14 SATA3 (6 Gbps) ports; RAID 0,1,5,10;
Connectivity	Dual 1G LAN ports, 1 dedicated IPMI port, 4 rear USB 3.0 ports	Dual 1G LAN ports, 1 dedicated IPMI port, 4 rear USB 3.0 ports	Dual 1G LAN ports, 1 dedicated IPMI port, 4 rear USB 3.0 ports
VGA/Audio	Onboard VGA	Aspeed AST2500 BMC	Aspeed AST2500 BMC
Management	Intel® Node Manager, IPMI2.0, KVM with dedicated LAN, SPM, SSM, SUM, SuperDoctor® 5, Watchdog	Intel® Node Manager, IPMI2.0, KVM with dedicated LAN, SPM, SSM, SUM, SuperDoctor® 5, Watchdog	Intel® Node Manager, IPMI2.0, KVM with dedicated LAN, SPM, SSM, SUM, SuperDoctor® 5, Watchdog
Drive Bays	4x 3.5" hot-swap SATA3/SAS3 drive bays	4x 3.5" hot-swap SATA3/SAS3 drive bays	8x 3.5" fixed SATA drive bays, 2x 2.5" fixed SATA drive bays
Peripheral Bays	Optional 1x slim DVD-ROM drive bay	Optional 1x slim DVD-ROM drive bay	N/A
Power Supply	600W high-efficiency (Platinum Level) multiple output power supply w/pmbus	Redundant 700/750W High-efficiency (Platinum Level) power supply	650w high-efficiency (Platinum Level) multi-output power supply
Cooling System	4x 40x56mm counter-rotation PWM fan	4x 40x56mm counter-rotation PWM fan	6x 40x56mm counter-rotation PWM fan
Form Factor	437 x 43 x 650mm (17.2" x 1.7" x 25.6")	437 x 43 x 650mm (17.2" x 1.7" x 25.6")	437 x 43 x 813mm (17.2" x 1.7" x 32")

* Please check with your Supermicro sales representative and website for compatibility and configuration details



MODEL	SYS-1029P-WT	SYS-1029P-WTR	SYS-1029P-WTRT
Processor Support	2nd Generation Intel® Xeon® Scalable Processors (Cascade Lake-SP), Intel® Xeon® Scalable Processors. Dual Socket P (LGA 3647) supported, CPU TDP support 205W, 2 UPI up to 10.4 GT/s	2nd Generation Intel® Xeon® Scalable Processors (Cascade Lake-SP), Intel® Xeon® Scalable Processors. Dual Socket P (LGA 3647) supported, CPU TDP support 205W, 2 UPI up to 10.4 GT/s	2nd Generation Intel® Xeon® Scalable Processors (Cascade Lake-SP), Intel® Xeon® Scalable Processors. Dual Socket P (LGA 3647) supported, CPU TDP support 205W, 2 UPI up to 10.4 GT/s
Key Applications	<ul style="list-style-type: none"> • Web Server • FireWall Applications • Corporate- WINS, DNS, Print, Login • Gateway, provisioning servers • Compact Network Appliance • Cloud Computing 	<ul style="list-style-type: none"> • Web Server • FireWall Applications • Corporate- WINS, DNS, Print, Login • Gateway, provisioning servers • Compact Network Appliance • Cloud Computing 	<ul style="list-style-type: none"> • Web Server • FireWall Applications • Corporate- WINS, DNS, Print, Login • Gateway, provisioning servers • Compact Network Appliance • Cloud Computing
Outstanding Features	<ul style="list-style-type: none"> • 3 PCIe and 1 Mezzanine cards • 1 NVMe M.2 Support • Flexible I/O options • Dedicated IPMI port • 8x 2.5" SAS3/SATA3 drive bays • Supports 1 Slim DVD-ROM 	<ul style="list-style-type: none"> • 3 PCIe and 1 Mezzanine cards • 1 NVMe M.2 Support • Flexible I/O options • Dedicated IPMI port • 8 2.5" SAS3/SATA3 drive bays • Optional Slim DVD-ROM 	<ul style="list-style-type: none"> • 3 PCIe and 1 Mezzanine cards • 1 NVMe M.2 Support • Flexible I/O options • Dedicated IPMI port • 10x 2.5" SAS3/SATA3 drive bays (2 SATA3/SAS3/NVMe hybrid ports) • Dual 10GBaseT LAN Ports
Serverboard	SUPER● X11DDW-L	SUPER● X11DDW-L	SUPER● X11DDW-NT
Chipset	Intel® C621 chipset	Intel® C621 chipset	Intel® C622 chipset
System Memory (Max.)*	Up to 3TB 3DS ECC RDIMM, DDR4-2933MHz; Up to 3TB 3DS ECC LRDIMM, DDR4-2933MHz, in 12 DIMM slots; Up to 2TB Intel® Optane™ DC Persistent Memory in memory mode (Cascade Lake only)	Up to 3TB 3DS ECC RDIMM, DDR4-2933MHz; Up to 3TB 3DS ECC LRDIMM, DDR4-2933MHz, in 12 DIMM slots; Up to 2TB Intel® Optane™ DC Persistent Memory in memory mode (Cascade Lake only)	Up to 3TB 3DS ECC RDIMM, DDR4-2933MHz; Up to 3TB 3DS ECC LRDIMM, DDR4-2933MHz, in 12 DIMM slots; Up to 2TB Intel® Optane™ DC Persistent Memory in memory mode (Cascade Lake only).
Expansion Slots	2 PCI-E 3.0 x16 (FHHL) slots, 1 PCI-E 3.0 x8 (LP) slot, 1 PCI-E 3.0 x16 Add-On-Module for SAS3 storage controller	2 PCI-E 3.0 x16 (FHHL) slots, 1 PCI-E 3.0 x8 (LP) slot, 1 PCI-E 3.0 x16 Add-On-Module for SAS3 storage controller	2 PCI-E 3.0 x16 (FHHL) slots, 1 PCI-E 3.0 x8 (LP) slot, 1 PCI-E 3.0 x16 Add-On-Module for SAS3 storage controller
Onboard Storage Controller	Intel® C621 controller for 14 SATA3 (6 Gbps) ports; RAID 0,1,5,10;	Intel® C621 controller for 14 SATA3 (6 Gbps) ports; RAID 0,1,5,10;	Intel® C622 controller for 14 SATA3 (6 Gbps) ports; RAID 0,1,5,10
Connectivity	Dual 1G LAN ports, 1 dedicated IPMI port, 4 rear USB 3.0 ports	Dual 1G LAN ports, 1 dedicated IPMI port, 4 rear USB 3.0 ports	Dual 10GBaseT LAN ports, 1 dedicated IPMI port, 4 rear USB3.0 ports, 2 front USB 3.0 ports
VGA/Audio	Onboard VGA	Aspeed AST2500 BMC	Aspeed AST2500 BMC
Management	Intel® Node Manager; IPMI2.0; KVM with dedicated LAN; SPM; SSM; SUM; SuperDoctor® 5; Watchdog;	Intel® Node Manager, IPMI2.0, KVM with dedicated LAN, SPM, SSM, SUM, SuperDoctor® 5, Watchdog	Intel® Node Manager, IPMI2.0, KVM with dedicated LAN, SPM, SSM, SUM, SuperDoctor® 5, Watchdog
Drive Bays	8x 2.5" hot-swap SATA3/SAS3 drive bays	8x 2.5" hot-swap SATA3/SAS3 drive bays	10x 2.5" hot-swap SATA3/SAS3 drive bays, 2x 2.5" hot-swap NVMe/SAS3/SATA3 hybrid drive bays
Peripheral Bays	Optional 1x slim DVD-ROM drive bay	Optional 1x slim DVD-ROM drive bay	N/A
Power Supply	600W high-efficiency (Platinum Level) multiple output power supply w/pmbus	Redundant 700/750W High-efficiency (Platinum Level) power supply	Redundant 700/750W high-efficiency (Platinum Level) power supply
Cooling System	4x 40x56mm counter-rotation PWM fan	4x 40x56mm counter-rotation PWM fan	4x 40x56mm counter-rotation PWM fan
Form Factor	437 x 43 x 597mm (17.2" x 1.7" x 23.5")	437 x 43 x 597mm (17.2" x 1.7" x 23.5")	437 x 43 x 597mm (17.2" x 1.7" x 23.5")

* Please check with your Supermicro sales representative and website for compatibility and configuration details



MODEL	SYS-6029P-WTR	SYS-6029P-WTRT	SYS-5029P-WTR
Processor Support	2nd Generation Intel® Xeon® Scalable Processors (Cascade Lake-SP), Intel® Xeon® Scalable Processors. Dual Socket P (LGA 3647) supported, CPU TDP support 205W, 2 UPI up to 10.4 GT/s	2nd Generation Intel® Xeon® Scalable Processors (Cascade Lake-SP), Intel® Xeon® Scalable Processors. Dual Socket P (LGA 3647) supported, CPU TDP support 205W, 2 UPI up to 10.4 GT/s	Intel® Xeon® Scalable Processors (Cascade Lake/Skylake). Single Socket P (LGA 3647) supported, CPU TDP support 205W
Key Applications	<ul style="list-style-type: none"> • Web Server • FireWall Applications • Corporate- WINS, DNS, Print, Login • Gateway, provisioning servers • Compact Network Appliance • Cloud Computing 	<ul style="list-style-type: none"> • Web Server • FireWall Applications • Corporate- WINS, DNS, Print, Login • Gateway, provisioning servers • Compact Network Appliance • Cloud Computing 	<ul style="list-style-type: none"> • Database Processing & Storage • Connectivity/Storage Computer Nodes • Data Warehouse
Outstanding Features	<ul style="list-style-type: none"> • Supports 6 PCIe and 1 Mezzanine cards • 1 NVMe M.2 Support • Supports 1x Slim DVD-ROM and 1 COM & 2 USB3.0 ports module • 8x 3.5" SAS3/SATA3 drive bays • Dedicated IPMI port 	<ul style="list-style-type: none"> • Supports 5 PCIe and 1 Mezzanine cards • 1 NVMe M.2 Support • Dual 10GBaseT LAN Ports • Redundant 1200W Titanium Level Power Supply • Dedicated IPMI port • Optional 4x 2.5" NVMe SSD 	<ul style="list-style-type: none"> • 8x 3.5" Hot-swap SATA3 bays w/ RAID • 2x 10 Gigabit Ethernet Ports
Serverboard	SUPER● X11DDW-L	SUPER● X11DDW-NT	SUPER● X11SPW-TF
Chipset	Intel® C621 chipset	Intel® C622 chipset	Intel® C622 chipset
System Memory (Max.)*	Up to 3TB 3DS ECC RDIMM, DDR4-2933MHz; Up to 3TB 3DS ECC LRDIMM, DDR4-2933MHz, in 12 DIMM slots; Up to 2TB Intel® Optane™ DC Persistent Memory in memory mode (Cascade Lake only)	Up to 3TB 3DS ECC RDIMM, DDR4-2933MHz; Up to 3TB 3DS ECC LRDIMM, DDR4-2933MHz, in 12 DIMM slots; Up to 2TB Intel® Optane™ DC Persistent Memory in memory mode (Cascade Lake only).	Up to 384GB Registered ECC RDIMM, DDR4-2933MHz; Up to 1.5TB 3DS ECC LRDIMM, DDR4-2933MHz, in 6 DIMM slots
Expansion Slots	4 PCI-E 3.0 x8(FHHL)slots, 2 PCI-E 3.0 x8(LP) slot, 1 PCI-E 3.0 x16 Add-On-Module for SAS3 storage controller	1 PCI-E 3.0 x16(FHHL)slot, 4 PCI-E 3.0 x8(2 FHHL, 2 LP)slots, 1 PCI-E 3.0 x16 Add-On-Module for SAS3 storage controller	4 PCI-E 3.0 x8(FHFL), 1 PCI-E3.0 x8(LP)slot
Onboard Storage Controller	Intel® C621 controller for 14 SATA3 (6 Gbps) ports; RAID 0,1,5,10;	Intel® C622 controller for 14 SATA3 (6 Gbps) ports; RAID 0,1,5,10;	Intel® C622 controller for 10 SATA3 (6 Gbps) ports; RAID 0,1,5,10;
Connectivity	Dual 1G LAN ports, 1 dedicated IPMI port, 4 rear USB 3.0 ports	Dual 10GBaseT LAN ports, 1 dedicated IPMI port, 4 rear USB3.0 ports	Dual LAN with 10GBase-T with Intel® X557
VGA/Audio	Aspeed AST2500 BMC	Aspeed AST2500 BMC	Aspeed AST2500 BMC
Management	Intel® Node Manager, IPMI2.0, KVM with dedicated LAN, SPM, SSM, SUM, SuperDoctor® 5, Watchdog	Intel® Node Manager, IPMI2.0, KVM with dedicated LAN, SPM, SSM, SUM, SuperDoctor® 5, Watchdog	Intel® Node Manager, IPMI2.0, KVM with dedicated LAN, NMI, SPM, SUM, SuperDoctor® 5, Watchdog
Drive Bays	8x 3.5" hot-swap SATA3/SAS3 drive bays	12x 3.5" hot-swap SATA3/SAS3 drive bays (4x NVMe/SAS3/SATA3 hybrid drive bays)	8x 3.5" hot-swap SAS/SATA drive bay with SGPIO 2x 3.5" fixed drive bay
Peripheral Bays	1x optional slim DVD-ROM drive bay	N/A	1x slim DVD-ROM drive bay(option) 1x COM port tray 2x USB 3.0 ports
Power Supply	Redundant 800/1000W high-efficiency (Titanium Level) power supply	Redundant 1200W high-efficiency (Titanium Level) power supply	1U 500W Redundant Single Output Power Supply W/PMbus, Platinum level
Cooling System	3x 80mm heavy duty fans with PWM fan speed control	3x 80mm heavy duty fans with PWM fan speed control	3x 8cm (7000 RPM) hot-swap PWM cooling fan;
Form Factor	437 x 89 x 648mm (17.2" x 3.5" x 25.5")	437 x 89 x 648mm (17.2" x 3.5" x 25.5")	2U Rackmount 432 x 89 x 635mm (17.2" x 3.5" x 25.6")

* Please check with your Supermicro sales representative and website for compatibility and configuration details



1U Ultra
10 SAS3 Drive Bays, Expander

1U Ultra
10 SAS3 Drive Bays, Expander

1U Ultra
Quad LAN



MODEL	SYS-1028U-E1CR4+	SYS-1028U-E1CRTP+	SYS-1028U-TR4+ SYS-1028U-TRT+ SYS-1028U-TR4T+
Processor Support	Dual Intel® Xeon® Processor E5-2600 v4 / v3 product family with QPI up to 9.6 GT/s	Dual Intel® Xeon® Processor E5-2600 v4 / v3 product family with QPI up to 9.6 GT/s	Dual Intel® Xeon® Processor E5-2600 v4 / v3 product family with QPI up to 9.6 GT/s
Key Applications	<ul style="list-style-type: none"> Virtualization Cloud Computing High End Enterprise Server 	<ul style="list-style-type: none"> Virtualization Cloud Computing High End Enterprise Server 	<ul style="list-style-type: none"> Virtualization Cloud Computing High End Enterprise Server
Outstanding Features	<ul style="list-style-type: none"> 24 DIMM sockets 4 PCI-E Add-on cards 10x 2.5" SAS/SATA drive bays 160W CPU support Platinum Level Power Supply 2 SATA DOM support with embedded power 	<ul style="list-style-type: none"> 24 DIMM sockets 4 PCI-E Add-on cards 10x 2.5" SAS/SATA drive bays 160W CPU support Platinum Level Power Supply 2 SATA DOM support with embedded power 	<ul style="list-style-type: none"> 24 DIMM sockets 4 PCI-E Add-on cards 10x 2.5" SAS/SATA drive bays 160W CPU support Platinum Level Power Supply 2 SATA DOM support with embedded power
Serverboard	SUPER● X10DRU-i+	SUPER● X10DRU-i+	SUPER● X10DRU-i+
Chipset	Intel® C612 chipset	Intel® C612 chipset	Intel® C612 chipset
System Memory (Max.)*	Up to 3TB ECC 3DS LRDIMM or RDIMM DDR4-2400 in 24 DIMM slots	Up to 3TB ECC 3DS LRDIMM or RDIMM DDR4-2400 in 24 DIMM slots	Up to 3TB ECC 3DS LRDIMM or RDIMM DDR4-2400 in 24 DIMM slots
Expansion Slots	2 PCI-E 3.0 x16(FH, 10.5"L); 2 PCI-E 3.0 x8(1 LP, 1 Internal LP)	2 PCI-E 3.0 x16(FH, 10.5"L); 2 PCI-E 3.0 x8(1 LP, 1 Internal LP)	2 PCI-E 3.0 x16(FH, 10.5"L); 2 PCI-E 3.0 x8(1 LP, 1 Internal LP)
Onboard Storage Controller	One of the following storage Add-on cards required: AOC-S3108L-H8iR-16DD (SAS3 HW RAID), AOC-S3008L-L8i (SAS3 SW RAID), AOC-S3008L-L8e (SAS3 HBA)	One of the following storage Add-on cards required: AOC-S3108L-H8iR-16DD (SAS3 HW RAID), AOC-S3008L-L8i (SAS3 SW RAID), AOC-S3008L-L8e (SAS3 HBA)	Intel® C612 controller for 10 SATA3 (6 Gbps) ports; RAID 0,1,5,10;
Connectivity	4 Gigabit Ethernet; 5 USB 3.0 ports (2 rear, 2 front, 1 Type A); 1 Serial Port	2 10G SFP+; 2 Gigabit Ethernet; 5 USB 3.0 ports (2 rear, 2 front, 1 Type A); 1 Serial Port	-TR4+: 4 Gigabit Ethernet; 5 USB 3.0 ports (2 rear, 2 front, 1 Type A); 1 Serial Port -TRT+: 2 10Gbase-T Ethernet; 5 USB 3.0 ports (2 rear, 2 front, 1 Type A); 1 Serial Port -TR4T+: 4 10Gbase-T Ethernet; 5 USB 3.0 ports (2 rear, 2 front, 1 Type A); 1 Serial Port
VGA/Audio	Aspeed AST2400 BMC	Aspeed AST2400 BMC	Aspeed AST2400 BMC
Management	IPMI 2.0 + KVM with dedicated LAN, Intel® Node Manager, SUM, SPM, SSM, SuperDoctor® 5, Watchdog	IPMI 2.0 + KVM with dedicated LAN, Intel® Node Manager, SUM, SPM, SSM, SuperDoctor® 5, Watchdog	IPMI 2.0 + KVM with dedicated LAN, Intel® Node Manager, SUM, SPM, SSM, SuperDoctor® 5, Watchdog
Drive Bays	10 hot-swap 2.5" drive support via Expander	10 hot-swap 2.5" drive support via Expander	10 hot-swap 2.5" drive support
Peripheral Bays	N/A	N/A	N/A
Power Supply	Redundant 750W Platinum Level (94%+) Power Supplies with PMBus	Redundant 750W Platinum Level (94%+) Power Supplies with PMBus	Redundant 750W Platinum Level (94%+) Power Supplies with PMBus
Cooling System	5 heavy duty fans w/ Optimal Fan Speed Control; Optional 3 additional fans, 1 Air Shroud	6 heavy duty fans w/ Optimal Fan Speed Control; Optional 2 additional fans, 1 Air Shroud	4 heavy duty fans w/ Optimal Fan Speed Control; Optional 4 additional fans, 1 Air Shroud
Form Factor	1U Rackmount 437 x 43 x 707mm (17.2" x 1.7" x 27.82")	1U Rackmount 437 x 43 x 707mm (17.2" x 1.7" x 27.82")	1U Rackmount 437 x 43 x 724mm (17.2" x 1.7" x 28.5")

* Please check with your Supermicro sales representative and website for compatibility and configuration details



MODEL	SYS-1028U-TN10RT+	SYS-1028U-TNRTP+	SYS-1028U-TNRT+ SYS-1028U-TNR4T+
Processor Support	Dual Intel® Xeon® Processor E5-2600 v4 / v3 product family with QPI up to 9.6 GT/s	Dual Intel® Xeon® Processor E5-2600 v4 / v3 product family with QPI up to 9.6 GT/s	Dual Intel® Xeon® Processor E5-2600 v4 / v3 product family with QPI up to 9.6 GT/s
Key Applications	<ul style="list-style-type: none"> Virtualization Cloud Computing High End Enterprise Server 	<ul style="list-style-type: none"> Virtualization Cloud Computing High End Enterprise Server 	<ul style="list-style-type: none"> Virtualization Cloud Computing High End Enterprise Server
Outstanding Features	<ul style="list-style-type: none"> 10 NVMe SSDs Support 145W CPU support 24 DIMM sockets 3 PCI-E Add-on cards 1000W Titanium Level Power Supply 2 SATA DOMs Support with Embedded Power 	<ul style="list-style-type: none"> 24 DIMM sockets 4 PCI-E Add-on cards 2 NVMe/SATA3 hybrid ports Optional 8 SAS3 ports via AOC 160W CPU support Platinum Level Power Supply 	<ul style="list-style-type: none"> 24 DIMM sockets 4 PCI-E Add-on cards 2 NVMe/SATA3 hybrid ports Optional 8 SAS3 ports via AOC 160W CPU support Platinum Level Power Supply
Serverboard	SUPER● X10DRU-i+	SUPER● X10DRU-i+	SUPER● X10DRU-i+
Chipset	Intel® C612 Chipset	Intel® C612 chipset	Intel® C612 chipset
System Memory (Max.)*	Up to 3TB ECC 3DS LRDIMM or RDIMM DDR4-2400 in 24 DIMM slots	Up to 3TB ECC 3DS LRDIMM or RDIMM DDR4-2400 in 24 DIMM slots	Up to 3TB ECC 3DS LRDIMM or RDIMM DDR4-2400 in 24 DIMM slots
Expansion Slots	3 PCI-E 3.0 x8(2 FH, 10.5"L, LP)	2 PCI-E 3.0 x16(FH, 10.5"L); 2 PCI-E 3.0 x8(1 LP, 1 Internal LP)	2 PCI-E 3.0 x16(FH, 10.5"L); 2 PCI-E 3.0 x8(1 LP, 1 Internal LP)
Onboard Storage Controller	Intel® C612 controller with 10 SATA3 (6 Gbps) Ports; RAID 0,1,5,10;	Intel® C612 controller for 10 SATA3 (6 Gbps) ports; RAID 0,1,5,10;	Intel® C612 controller for 10 SATA3 (6 Gbps) ports; RAID 0,1,5,10;
Connectivity	2 10Gbse-T Ethernet 5 USB 3.0 ports (2 Rear, 2 Front, 1 Type A) 1 Serial Port	2 10G SFP+ Ethernet; 5 USB 3.0 ports (2 rear, 2 front, 1 Type A); 1 Serial Port	-TNRT+: 2 10Gbse-T Ethernet; 5 USB 3.0 ports (2 rear, 2 front, 1 Type A); 1 Serial Port -TNR4T+: 4 10Gbse-T Ethernet; 5 USB 3.0 ports (2 rear, 2 front, 1 Type A); 1 Serial Port
VGA/Audio	Aspeed AST2400 BMC	Aspeed AST2400 BMC	Aspeed AST2400 BMC
Management	IPMI 2.0 + KVM with dedicated LAN, Intel® Node Manager, SUM, SPM, SSM, SuperDoctor® 5, Watchdog	IPMI 2.0 + KVM with dedicated LAN, Intel® Node Manager, SUM, SPM, SSM, SuperDoctor® 5, Watchdog	IPMI 2.0 + KVM with dedicated LAN, Intel® Node Manager, SUM, SPM, SSM, SuperDoctor® 5, Watchdog
Drive Bays	10 Hot-Swappable 2.5" drive bays: 6 NVMe ports (NVMe from CPU1) 4 NVMe/SATA3 Hybrid Ports (NVMe from CPU2)	10 hot-swap 2.5" drive support: Default 8 SATA3 ports + 2 NVMe/SATA3 hybrid ports; Optional 8 SAS3 ports via AOC	2 PCI-E 3.0 x16(FH, 10.5"L); 2 PCI-E 3.0 x8(1 LP, 1 Internal LP)
Peripheral Bays	N/A	N/A	N/A
Power Supply	Redundant 1000W Titanium Level (96%+) Power Supplies with PMBus	Redundant 750W Platinum Level (94%+) Power Supplies with PMBus	Redundant 750W Platinum Level (94%+) Power Supplies with PMBus
Cooling System	8 Heavy Duty fans w/ Optimal Fan Speed Control , 1 Air Shroud	5 heavy duty fans w/ Optimal Fan Speed Control; Optional 3 additional fans, 1 Air Shroud	5 heavy duty fans w/ Optimal Fan Speed Control; Optional 3 additional fans, 1 Air Shroud
Form Factor	1U Rackmount 432 x 43 x 706mm (17.2" x 1.7" x 27.8")	1U Rackmount 432 x 43 x 706mm (17.2" x 1.7" x 27.8")	1U Rackmount 437 x 43 x 724mm (17.2" x 1.7" x 28.5")

* Please check with your Supermicro sales representative and website for compatibility and configuration details



1U Ultra

1U Ultra

2U Ultra
2.5" Drives, NVMe, Expander



MODEL	SYS-6018U-TR4+ SYS-6018U-TRT+	SYS-6018U-TR4T+ SYS-6018U-TRTP+	SYS-2028U-E1CNRT+ SYS-2028U-E1CNR4T+
Processor Support	Dual Intel® Xeon® Processor E5-2600 v4 / v3 product family with QPI up to 9.6 GT/s	Dual Intel® Xeon® Processor E5-2600 v4 / v3 product family with QPI up to 9.6 GT/s	Dual Intel® Xeon® Processor E5-2600 v4 / v3 product family with QPI up to 9.6 GT/s
Key Applications	<ul style="list-style-type: none"> Virtualization Cloud Computing High End Enterprise Server 	<ul style="list-style-type: none"> Virtualization Cloud Computing High End Enterprise Server 	<ul style="list-style-type: none"> Virtualization Cloud Computing High End Enterprise Server Hyperconverge Storage Database Processing & Storage
Outstanding Features	<ul style="list-style-type: none"> 24 DIMM sockets 4 PCI-E Add-on cards 4 3.5" drive bays 160W CPU support Platinum Level Power Supply 2 SATA DOM support with embedded power 	<ul style="list-style-type: none"> 24 DIMM sockets 4 PCI-E Add-on cards 4 3.5" drive bays 160W CPU support Platinum Level Power Supply 2 SATA DOM support with embedded power 	<ul style="list-style-type: none"> 24 DIMM sockets 24x 2.5" hot-swap drive bays 4-port NVMe SSD Support 160W CPU support Titanium Level Power Supply 2 SATA DOM support with embedded power
Serverboard	SUPER● X10DRU-i+	SUPER● X10DRU-i+	SUPER● X10DRU-i+
Chipset	Intel® C612 chipset	Intel® C612 chipset	Intel® C612 Chipset
System Memory (Max.)*	Up to 3TB ECC 3DS LRDIMM or RDIMM DDR4-2400 in 24 DIMM slots	Up to 3TB ECC 3DS LRDIMM or RDIMM DDR4-2400 in 24 DIMM slots	Up to 3TB ECC 3DS LRDIMM or RDIMM DDR4-2400 in 24 DIMM slots
Expansion Slots	2 PCI-E 3.0 x16(FH, 10.5"L); 2 PCI-E 3.0 x8(1 LP, 1 Internal LP)	2 PCI-E 3.0 x16(FH, 10.5"L); 2 PCI-E 3.0 x8(1 LP, 1 Internal LP)	7 PCI-E 3.0 x8(5 FH, 10.5"L, 1 LP, 1 Internal LP)
Onboard Storage Controller	Intel® C612 controller for 4 SATA3 (6 Gbps) ports; RAID 0,1,5,10;	Intel® C612 controller for 4 SATA3 (6 Gbps) ports; RAID 0,1,5,10;	One of the following storage Add-on cards required: AOC-S3108L-H8iR (SAS3 HW RAID), AOC-S3008L-L8i (SAS3 SW RAID), AOC-S3008L-L8e (SAS3 HBA)
Connectivity	-TR4+: 4 Gigabit Ethernet; 5 USB 3.0 ports (2 rear, 2 onboard header, 1 Type A); 1 Serial Port -TRT+: 2 port 10GBase-T Ethernet; 5 USB 3.0 ports (2 rear, 2 onboard header, 1 Type A); 1 Serial Port	-TR4T+: 4 10Gbase-T Ethernet; 5 USB 3.0 ports (2 rear, 2 onboard header, 1 Type A); 1 Serial Port -TRTP+: 2 port 10G SFP+ Ethernet; 5 USB 3.0 ports (2 rear, 2 onboard header, 1 Type A); 1 Serial Port	-E1CNRT+: 2 10Gbase-T Ethernet; 5 USB 3.0 ports (2 rear, 2 onboard header, 1 Type A); 1 Serial Port -E1CNR4T+: 4 10Gbase-T Ethernet; 5 USB 3.0 ports (2 rear, 2 onboard header, 1 Type A); 1 Serial Port
VGA/Audio	Aspeed AST2400 BMC	Aspeed AST2400 BMC	Aspeed AST2400 BMC
Management	IPMI 2.0 + KVM with dedicated LAN, Intel® Node Manager, SUM, SPM, SSM, SuperDoctor® 5, Watchdog	IPMI 2.0 + KVM with dedicated LAN, Intel® Node Manager, SUM, SPM, SSM, SuperDoctor® 5, Watchdog	IPMI 2.0 + KVM with dedicated LAN, Intel® Node Manager, SUM, SPM, SSM, SuperDoctor® 5, Watchdog
Drive Bays	4 hot-swap 3.5" drive support	4 hot-swap 3.5" drive support	24 Hot-Swap 2.5" Drive Support with Expander; (including for 4 NVMe 2.5" drive support)
Peripheral Bays	N/A	N/A	N/A
Power Supply	Redundant 750W Platinum Level (94%+) Power Supplies with PMBus	Redundant 750W Platinum Level (94%+) Power Supplies with PMBus	Redundant 1000W Titanium Level (96%+) Power Supplies with PMBus
Cooling System	4 heavy duty fans w/ Optimal Fan Speed Control; Optional 4 additional fans, 1 Air Shroud	4 heavy duty fans w/ Optimal Fan Speed Control; Optional 4 additional fans, 1 Air Shroud	4 heavy duty fans w/ Optimal Fan Speed Control; 1 Air Shroud
Form Factor	1U Rackmount 437 x 43 x 754mm (17.2" x 1.7" x 29.7")	1U Rackmount 437 x 43 x 754mm (17.2" x 1.7" x 29.7")	2U Rackmount 437 x 89 x 705mm (17.2" x 3.5" x 27.76")

* Please check with your Supermicro sales representative and website for compatibility and configuration details

2U Ultra
2.5" Drives, NVMe, Titanium Level Power

2U Ultra
2.5" Drives, NVMe, Titanium Level Power



MODEL	SYS-2028U-TNRT+ SYS-2028U-TNR4T+	SYS-2028U-TN24R4T+
Processor Support	Dual Intel® Xeon® Processor E5-2600 v4 / v3 product family with QPI up to 9.6 GT/s	Dual Intel® Xeon® Processors E5-2600 v4/v3 with QPI up to 9.6GT/s
Key Applications	<ul style="list-style-type: none"> Virtualization Cloud Computing High End Enterprise Server 	<ul style="list-style-type: none"> Virtualization Cloud Computing High End Enterprise Server
Outstanding Features	<ul style="list-style-type: none"> 24 DIMM sockets 24x 2.5" hot-swap drive bays 4-port NVMe SSD Support 160W CPU support Titanium Level Power Supply 2 SATA DOM support with embedded power 	<ul style="list-style-type: none"> 24 DIMM sockets 145W CPU support 3 PCI-E Add-on cards 4 x 10G BaseT Redundant 1600W Titanium Level high-efficiency power supplies 2 SATA DOM support with embedded power
Serverboard	SUPER● X10DRU-i+	SUPER● X10DRU-i+
Chipset	Intel® C612 chipset	Intel® C612 chipset
System Memory (Max.)*	Up to 3TB ECC 3DS LRDIMM or RDIMM DDR4-2400 in 24 DIMM slots	Up to 3TB ECC RDIMM/LRDIMM; DDR4 up to 2400MHz, in 24 DIMM slots
Expansion Slots	-TNRT+: 7 PCI-E 3.0 x8(5 FH, 10.5"L, 1 LP, 1 Internal LP) -TNR4T+: 6 PCI-E 3.0 x8(4 FH, 10.5"L, 1 LP, 1 Internal LP)	2 PCI-E 3.0 x16(2 FH, 10.5"L) 1 PCI-E 3.0 x8(1 LP, 6.6"L)
Onboard Storage Controller	Intel® C612 controller for 10 SATA3 (6 Gbps) ports; RAID 0,1,5,10	Intel® C612 controller with 10 SATA3 (6 Gbps) ports; RAID 0,1,5,10
Connectivity	-TNRT+: 2 10Gbase-T Ethernet; 5 USB 3.0 ports (2 rear, 2 onboard header, 1 Type A); 1 Serial Port -TNR4T+: 4 10Gbase-T Ethernet; 5 USB 3.0 ports (2 rear, 2 onboard header, 1 Type A); 1 Serial Port	4 10Gbase-T Ethernet; 5 USB 3.0 ports (2 rear, 2 onboard header, 1 Type A); 1 Serial Port
VGA/Audio	Aspeed AST2400 BMC	1 VGA, 1 Aspeed AST2400 BMC
Management	IPMI 2.0 + KVM with dedicated LAN, Intel® Node Manager, SUM, SPM, SSM, SuperDoctor® 5, Watchdog	Intel® Node Manager; IPMI2.0; NMI; SMCBU and SMM; SuperDoctor® 5; Watchdog
Drive Bays	24 hot-swap 2.5" drive support; 8 SATA3 + 4 NVMe; Optional 24 SAS3 drive support via AOCs	24 Hot-swap 2.5" NVMe Drive Bays; Optional Drive Support: 20 NVMe + 4 NVMe/SAS3; 2x 2.5" Rear Hot-swap Drive Bays (default SATA)
Peripheral Bays	N/A	N/A
Power Supply	Redundant 1000W Titanium Level (96%+) Power Supplies with PMBus	Redundant 1600W Titanium Level Power Supplies
Cooling System	4 heavy duty fans	4 heavy duty fans
Form Factor	2U Rackmount 437 x 89 x 705mm (17.2" x 3.5" x 27.76")	2U Rackmount 89 x 437 x 705mm (3.5" x 17.2" x 27.76")

* Please check with your Supermicro sales representative and website for compatibility and configuration details



2U Ultra
24x 2.5" Drives, Titanium Level Power



2U Ultra
24x 2.5" Drives, Titanium Level Power



2U Ultra
3.5" Drives, NVMe, Titanium Level Power



MODEL	SYS-2028U-TR4+ SYS-2028U-TRT+ SYS-2028U-TRTP+	SYS-2028U-TR4T+	SYS-6028U-TNRT+ SYS-6028U-TNR4T+
Processor Support	Dual Intel® Xeon® Processor E5-2600 v4 / v3 product family with QPI up to 9.6 GT/s	Dual Intel® Xeon® Processor E5-2600 v4 / v3 product family with QPI up to 9.6 GT/s	Dual Intel® Xeon® Processor E5-2600 v4 / v3 product family with QPI up to 9.6 GT/s
Key Applications	<ul style="list-style-type: none"> Virtualization Cloud Computing High End Enterprise Server 	<ul style="list-style-type: none"> Virtualization Cloud Computing High End Enterprise Server 	<ul style="list-style-type: none"> Virtualization Cloud Computing High End Enterprise Server
Outstanding Features	<ul style="list-style-type: none"> 24 DIMM sockets SAS3 and SATA3 Support 160W CPU support Titanium Level Power Supply 2 SATA DOM support with embedded power Flexible LAN Options 	<ul style="list-style-type: none"> 24 DIMM sockets SAS3 and SATA3 Support 160W CPU support Titanium Level Power Supply 2 SATA DOM support with embedded power Flexible LAN Options 	<ul style="list-style-type: none"> 24 DIMM sockets 12x 3.5" hot-swap drive bays 4-port NVMe SSD Support 160W CPU support Titanium Level Power Supply 2 SATA DOM support with embedded power
Serverboard	SUPER® X10DRU-i+	SUPER® X10DRU-i+	SUPER® X10DRU-i+
Chipset	Intel® C612 chipset	Intel® C612 chipset	Intel® C612 chipset
System Memory (Max.)*	Up to 3TB ECC 3DS LRDIMM or RDIMM DDR4-2400 in 24 DIMM slots	Up to 3TB ECC 3DS LRDIMM or RDIMM DDR4-2400 in 24 DIMM slots	Up to 3TB ECC 3DS LRDIMM or RDIMM DDR4-2400 in 24 DIMM slots
Expansion Slots	1 PCI-E 3.0 x16(FH, 10.5"L); 7 PCI-E 3.0 x8(5 FH, 10.5"L, 1 LP, 1 Internal LP)	1 PCI-E 3.0 x16(FH, 10.5"L); 6 PCI-E 3.0 x8(4 FH, 10.5"L, 1 LP, 1 Internal LP)	-TNRT+: 7 PCI-E 3.0 x8(5 FH, 10.5"L, 1 LP, 1 Internal LP) -TNR4T+: 6 PCI-E 3.0 x8(4 FH, 10.5"L, 1 LP, 1 Internal LP)
Onboard Storage Controller	Intel® C612 controller for 10 SATA3 (6 Gbps) ports; RAID 0,1,5,10; Optional 24 SAS3 drive support via AOCs	Intel® C612 controller for 10 SATA3 (6 Gbps) ports; RAID 0,1,5,10; Optional 24 SAS3 drive support via AOCs	Intel® C612 controller for 10 SATA3 (6 Gbps) ports; RAID 0,1,5,10
Connectivity	<p>-TR4+: 4 Gigabit Ethernet; 5 USB 3.0 ports (2 rear, 2 onboard header, 1 Type A); 1 Serial Port</p> <p>-TRT+: 2 10Gbase-T Ethernet; 5 USB 3.0 ports (2 rear, 2 onboard header, 1 Type A); 1 Serial Port</p> <p>-TRTP+: 2 10G SFP+ Ethernet; 5 USB 3.0 ports (2 rear, 2 onboard header, 1 Type A); 1 Serial Port</p>	4 10Gbase-T Ethernet; 5 USB 3.0 ports (2 rear, 2 onboard header, 1 Type A); 1 Serial Port	<p>-TNRT+: 2 10Gbase-T Ethernet; 5 USB 3.0 ports (2 rear, 2 onboard header, 1 Type A); 1 Serial Port</p> <p>-TNR4T+: 4 10Gbase-T Ethernet; 5 USB 3.0 ports (2 rear, 2 onboard header, 1 Type A); 1 Serial Port</p>
VGA/Audio	Aspeed AST2400 BMC	Aspeed AST2400 BMC	Aspeed AST2400 BMC
Management	IPMI 2.0 + KVM with dedicated LAN, Intel® Node Manager, SUM, SPM, SSM, SuperDoctor® 5, Watchdog	IPMI 2.0 + KVM with dedicated LAN, Intel® Node Manager, SUM, SPM, SSM, SuperDoctor® 5, Watchdog	IPMI 2.0 + KVM with dedicated LAN, Intel® Node Manager, SUM, SPM, SSM, SuperDoctor® 5, Watchdog
Drive Bays	24 hot-swap 2.5" drive support	24 hot-swap 2.5" drive support	12 hot-swap 3.5" drive support; 8 SATA3 + 4 NVMe; Optional 12 SAS3 drive support via AOC(s)
Peripheral Bays	N/A	N/A	N/A
Power Supply	Redundant 1000W Titanium Level (96%+) Power Supplies with PMBus	Redundant 1000W Titanium Level (96%+) Power Supplies with PMBus	Redundant 1000W Titanium Level (96%+) Power Supplies with PMBus
Cooling System	4 heavy duty fans	4 heavy duty fans	4 heavy duty fans
Form Factor	2U Rackmount 437 x 89 x 705mm (17.2" x 3.5" x 27.76")	2U Rackmount 437 x 89 x 705mm (17.2" x 3.5" x 27.76")	2U Rackmount 89 x 437 x 723mm (3.5" x 17.2" x 28.46")

* Please check with your Supermicro sales representative and website for compatibility and configuration details



2U Ultra



2U Ultra



2U Ultra
Remote Workstation



MODEL	SYS-6028U-TR4+ SYS-6028U-TRT+ SYS-6028U-TRTP+	SYS-6028U-TR4T+	SYS-6028UX-TR4
Processor Support	Dual Intel® Xeon® Processor E5-2600 v4 / v3 product family with QPI up to 9.6 GT/s	Dual Intel® Xeon® Processor E5-2600 v4 / v3 product family with QPI up to 9.6 GT/s	Intel® Xeon® processor E5-2600 v4/v3 with UPI up to 9.6GT/s
Key Applications	<ul style="list-style-type: none"> Virtualization Cloud Computing High End Enterprise Server 	<ul style="list-style-type: none"> Virtualization Cloud Computing High End Enterprise Server 	<ul style="list-style-type: none"> Remote Workstation Financial Market
Outstanding Features	<ul style="list-style-type: none"> 24 DIMM sockets 12x 3.5" hot-swap SAS3/SATA3 drive bays 160W CPU support Titanium Level Power Supply Flexible LAN Options 	<ul style="list-style-type: none"> 24 DIMM sockets 12x 3.5" hot-swap SAS3/SATA3 drive bays 160W CPU support Titanium Level Power Supply Flexible LAN Options 	<ul style="list-style-type: none"> Up to 4 double width GPU cards Up to 12 hot-swap 3.5" HDD Optional SAS3 and NVMe support Flexible LAN port options
Serverboard	SUPER® X10DRU-i+	SUPER® X10DRU-i+	SUPER® X10DRU-X
Chipset	Intel® C612 chipset	Intel® C612 chipset	Intel® C612 chipset
System Memory (Max.)*	Up to 3TB ECC 3DS LRDIMM or RDIMM DDR4-2400 in 24 DIMM slots	Up to 3TB ECC 3DS LRDIMM or RDIMM DDR4-2400 in 24 DIMM slots	2TB Registered ECC (3DS), DDR4-2400MHz in 16 DIMM slots
Expansion Slots	1 PCI-E 3.0 x16(FH, 10.5"L); 7 PCI-E 3.0 x8(5 FH, 10.5"L, 1 LP, 1 Internal LP)	1 PCI-E 3.0 x16(FH, 10.5"L); 6 PCI-E 3.0 x8(4 FH, 10.5"L, 1 LP, 1 Internal LP)	3 PCI-E Gen 3.0 x16(full height 10.5" length) 3 PCI-E Gen 3.0 x8(1x in x16 slot full height 10.5" length, 1 low profile, 1 internal low profile)
Onboard Storage Controller	Intel® C612 controller for 10 SATA3 (6 Gbps) ports; RAID 0,1,5,10; Optional 12 SAS3 drive support	Intel® C612 controller for 10 SATA3 (6 Gbps) ports; RAID 0,1,5,10; Optional 12 SAS3 drive support	Intel® C612 controller for 10 SATA3 (6 Gbps) ports; RAID 0,1,5,10; Optional 12 SAS3 drive support; Optional 4 NVMe drive support via 2x AOC-SLG3-2E4
Connectivity	<p>-TR4+: 4 Gigabit Ethernet; 5 USB 3.0 ports (2 rear, 2 onboard header, 1 Type A); 1 Serial Port</p> <p>-TRT+: 2 10Gbase-T Ethernet; 5 USB 3.0 ports (2 rear, 2 onboard header, 1 Type A); 1 Serial Port</p> <p>-TRTP+: 2 10G SFP+; 5 USB 3.0 ports (2 rear, 2 onboard header, 1 Type A); 1 Serial Port</p>	4 10Gbase-T Ethernet; 5 USB 3.0 ports (2 rear, 2 onboard header, 1 Type A); 1 Serial Port	4 Gigabit Ethernet; 5 USB 3.0 ports (2 rear, 2 onboard header, 1 Type A); 1 Serial Port
VGA/Audio	Aspeed AST2400 BMC	Aspeed AST2400 BMC	Aspeed AST2400 BMC
Management	IPMI 2.0 + KVM with dedicated LAN, Intel® Node Manager, SUM, SPM, SSM, SuperDoctor® 5, Watchdog	IPMI 2.0 + KVM with dedicated LAN, Intel® Node Manager, SUM, SPM, SSM, SuperDoctor® 5, Watchdog	Intel® Node Manager, IPMI2.0, KVM with dedicated LAN, SPM, SUM, SuperDoctor® 5, Watchdog
Drive Bays	12 hot-swap 3.5" drive support	12 hot-swap 3.5" drive support	12 hot-swap 3.5" drives bays support
Peripheral Bays	N/A	N/A	N/A
Power Supply	Redundant 1000W Titanium Level (96%+) Power Supplies with PMBus	Redundant 1000W Titanium Level (96%+) Power Supplies with PMBus	1000W High-efficiency redundant (Titanium level) digital power supply
Cooling System	4 heavy duty fans	4 heavy duty fans	4 heavy duty fans w/ Optimal Fan Speed Control; 1 Air Shroud
Form Factor	2U Rackmount 437 x 89 x 723mm (17.2" x 3.5" x 28.46")	2U Rackmount 437 x 89 x 723mm (17.2" x 3.5" x 28.46")	2U Rackmount 437 x 89 x 648mm (17.2" x 3.5" x 25.5")

* Please check with your Supermicro sales representative and website for compatibility and configuration details



UP WIO
Flexible I/O, Storage Array



UP WIO
Flexible I/O, Storage Array



MODEL	SYS-1018R-WCOR	SYS-5018R-WR
Processor Support	Intel® Xeon® Processor E5-1600 v3, Intel® Xeon® Processor E5-1600 v4, Intel® Xeon® processor E5-2600 v3, Intel® Xeon® processor E5-2600 v4. Single Socket R3 (LGA 2011) supported, CPU TDP support Up to 145W	Intel® Xeon® Processor E5-1600 v3, Intel® Xeon® Processor E5-1600 v4, Intel® Xeon® processor E5-2600 v3, Intel® Xeon® processor E5-2600 v4. Single Socket R3 (LGA 2011) supported, CPU TDP support Up to 145W
Key Applications	<ul style="list-style-type: none"> • Data Center • Data Deduplication & Replication • Database Processing & Storage • DataCenter Applications • Engineering Design • FireWall Applications 	<ul style="list-style-type: none"> • Data Center • Data Deduplication & Replication • Database Processing & Storage • DataCenter Applications • Engineering Design • FireWall Applications
Outstanding Features	<ul style="list-style-type: none"> • 1 PCI-E x8 slot • 2 PCI-E 3.0 x16 slots • 2 Gigabit Ethernet Ports 	<ul style="list-style-type: none"> • 1 PCI-E 3.0 x8 slot • 2 PCI-E 3.0 x16 slots • 2 Gigabit Ethernet Ports
Serverboard	SUPER● X10SRW-F	SUPER● X10SRW-F
Chipset	Intel® C612 chipset	Intel® C612 chipset
System Memory (Max.)*	Up to 256GB Registered ECC RDIMM, DDR4-2400MHz; Up to 512GB LRDIMM LRDIMM, in 8 DIMM slotsUp to 1TB ECC 3DS LRDIMM 8x 288-pin DDR4 DIMM slots	Up to 256GB Registered ECC RDIMM, DDR4-2400MHz; Up to 512GB LRDIMM LRDIMM, in 8 DIMM slotsUp to 1TB ECC 3DS LRDIMM 8x 288-pin DDR4 DIMM slots
Expansion Slots	2 PCI-E 3.0 x16, 1 PCI-E 3.0 x8(total 3 add-on card slots)	2 PCI-E 3.0 x16, 1 PCI-E 3.0 x8 slot (total 3 add-on card slots)
Onboard Storage Controller	Intel® C612 controller for 10 SATA3 (6 Gbps) ports; RAID 0,1,5,10;	Intel® C612 controller for 10 SATA3 (6 Gbps) ports; RAID 0,1,5,10;
Connectivity	2x GbE port, 2 USB 2.0, USB 3.0, VGA, Serial	2x GbE port, 2 USB 2.0, USB 3.0, VGA, Serial
VGA/Audio	Aspeed AST2400 BMC	Aspeed AST2400 BMC
Management	IPMI2.0, SuperDoctor® 5, Watchdog	IPMI2.0, SuperDoctor® 5, Watchdog
Drive Bays	Hot-swap 8x SAS3/SATA + 2x SATA3 drive bays	4x 3.5" hot-swap drive bay
Peripheral Bays	N/A	1x Slim DVD-ROM Drive(option)
Power Supply	1U Redundant 700/750W Single Output Power Supply Platinum level, 54.5mm width	1U 500W Redundant Single Output power supply W/PMbus 54.5mm width
Cooling System	4x 40x56mm counter-rotation PWM fan; 2x fans for AOC cooling(option)	4x counter-rotating 40mm fans
Form Factor	1U Rackmount 437 x 43 x 597mm (17.2" x 1.7" x 23.5")	1U Rackmount 437 x 43 x 650mm (17.2" x 1.7" x 25.6") Package: 597 x 216 x 856mm (23.5" x 8.5" x 33.7")

* Please check with your Supermicro sales representative and website for compatibility and configuration details

WIO 1U

WIO 1U
12Gbps SAS 3.0 HW RAID, Optional NVMe



MODEL	SYS-6018R-WTR SYS-6018R-WTRT	SYS-1028R-WC1R SYS-1028R-WC1RT
Processor Support	Intel® Xeon® processor E5-2600 v3, Intel® Xeon® processor E5-2600 v4. Dual Socket R3 (LGA 2011) supported, CPU TDP support Up to 145W, 1 QPI up to 9.6GT/s	Intel® Xeon® processor E5-2600 v3 with UPI up to 9.6GT/s
Key Applications	<ul style="list-style-type: none"> • Cloud and Virtualization needs • Database Processing & Storage • Hosting & Application delivery • HPC cluster computer nodes 	<ul style="list-style-type: none"> • Disk Backup & Recovery • Downloads • e-Business • Email Server • Enterprise Server • Web Server
Outstanding Features	<ul style="list-style-type: none"> • 2 SATA DOM support with embedded power • 700W Gold Level High Efficiency Redundant • Supports 16 DIMM DDR4 up to 2133MHz • Up to 2 add-on cards 	<ul style="list-style-type: none"> • 2 SATA DOM support with embedded power • SAS3.0 (12Gbps) support • Supports 16 DIMM DDR4 up to 2133MHz • Up to 2 add-on cards
Serverboard	-WTR: SUPER● X10DRW-i -WTRT: SUPER● X10DRW-iT	-WC1R: SUPER● X10DRW-i -WC1RT: SUPER● X10DRW-iT
Chipset	Intel® C612 chipset	Intel® C610 chipset
System Memory (Max.)*	Up to 1TB DDR4 up to 2133MHz, in 16 DIMM slots	Up to 1TB DDR4 up to 2133MHz, in 16 DIMM slots
Expansion Slots	2 PCI-E 3.0 x16 (FHHL)	2 PCI-E 3.0 x16 (FHHL) 1 PCI-E 3.0 x8 Mezzanine for HBA cards
Onboard Storage Controller	ports; RAID ;	Broadcom 3108 SAS3 (12Gbs) HW RAID controller for 8 SAS3 (12Gbps) ports; RAID 0,1,5,6,10,50,60; 2GB DDR3 Cache; C610 controller for 2 SATA3 (6Gbps) ports; RAID 0,1;
Connectivity	-WTR: Dual LAN with Intel® i350 Gigabit Ethernet Controller -WTRT: Dual 10Gb Ethernet LAN with Intel® X540 Dual Port 10GBase-T	-WC1R: N/A -WC1RT: N/A
VGA/Audio	Aspeed AST2400 BMC	1 VGA, 1 Aspeed AST2400 BMC;
Management	Intel® Node Manager, IPMI2.0, NMI, SuperDoctor® 5, Watchdog	Intel® Node Manager; IPMI2.0; NMI; SuperDoctor® 5; Watchdog;
Drive Bays	4x 3.5" hot-swap SAS/SATA drive bays	10x 2.5" hot-swap SAS/SATA drive bay
Peripheral Bays	1 slim DVD-ROM drive (optional)	N/A
Power Supply	700W Redundant Gold Level high-efficiency power supplies	700W Redundant Gold Level high-efficiency power supplies with I ² C & PMBus
Cooling System	5x 4cm heavy duty counter-rotating fans with air shroud & optimal fan speed control	5x 4cm heavy duty counter-rotating fans with air shroud & optimal fan speed control
Form Factor	1U Rackmount 437 x 43 x 650mm (17.2" x 1.7" x 25.6")	1U 17.2" (437mm) x 1.7" (43mm) x 23.5" (597mm)

* Please check with your Supermicro sales representative and website for compatibility and configuration details

WIO
Short-Depth 16.9" Compact

WIO 1U
10 SATA3 2.5"



MODEL	SYS-1028R-WMR SYS-1028R-WMRT	SYS-1028R-WTR SYS-1028R-WTRT
Processor Support	Intel® Xeon® processor E5-2600 v3 family (up to 145W TDP **) Dual Socket R3 (LGA 2011)	Intel® Xeon® processor E5-2600 v3 with UPI up to 9.6GT/s
Key Applications	<ul style="list-style-type: none"> File/Print Server Application and data serving Clone of Server Clustering Business Critical Applications 	<ul style="list-style-type: none"> Disk Backup & Recovery Downloads e-Business Email Server Enterprise Server Web Server
Outstanding Features	<ul style="list-style-type: none"> support up to 2x AOCs Short-Short-Depth 16.9 	<ul style="list-style-type: none"> 16 DIMM support 2 SATA DOM support with embedded power Supports 16 DIMM DDR4 up to 2133MHz Up to 4 add-on cards
Serverboard	-WMR: SUPER● X10DRW-E -WMRT: SUPER● X10DRW-ET	-WTR: SUPER● X10DRW-i -WTRT: SUPER● X10DRW-iT
Chipset	Intel® C612 chipset	Intel C612 Chipset
System Memory (Max.)*	16x 288-pin DDR4 DIMM slots Up to 1TB ECC LRDIMM, 512GB ECC RDIMM	16 DIMM, 1024GB Reg. ECC DDR4 up to 2133MHz
Expansion Slots	2 PCI-E 3.0 x16 full-height, Half-length slots	2 PCI-E 3.0 x16(FHHL) 1 PCI-E 3.0 x8 Mezzanine for HBA cards
Onboard Storage Controller	10x SATA3 (6Gbps) ports	SATA3 (6Gbps); RAID 0, 1, 5, 10
Connectivity	-WMR: 2x RJ45 Gigabit Ethernet LAN ports 1x RJ45 Dedicated IPMI LAN port -WMRT: Dual Ethernet LAN with Intel® X540 Dual Port 10GBase-T	-WTR: 2x RJ45 Gigabit Ethernet LAN ports -WTRT: Intel I350 Dual port Gigabit or 10Gbase-T X540 10GbE LAN
VGA/Audio	Aspeed AST2400 BMC	Aspeed AST2400 BMC
Management	Intel® Node Manager, IPMI2.0, NMI, SuperDoctor® 5, Watchdog	Built-in Server management tool (IPMI 2.0, KVM/media over LAN) with dedicated LAN port
Drive Bays	2x 2.5" fixed with bracket	10x 2.5" hot-swap SAS/SATA drive bay
Peripheral Bays	N/A	N/A
Power Supply	1U 400W Redundant single output power supply, W/PMbus, gold level	1U Redundant 700/750W Single Output Power Supply Platinum level, 54.5mm width
Cooling System	4x 40x56mm PWM fan; 2x fans for AOC cooling ;	4x 40x56mm counter-rotation PWM fan;
Form Factor	1U 17.2" (437mm) x 1.7" (43mm) x 16.9" (429mm)	1U 17.2" (437mm) x 1.7" (43mm) x 23.5" (597mm)

* Please check with your Supermicro sales representative and website for compatibility and configuration details

WIO
NVMe Optimized

UP WIO
Multiple AOC, Expansion Option



MODEL	SYS-1028R-WTNR SYS-1028R-WTNR	SYS-5028R-WR
Processor Support	Intel® Xeon® processor E5-2600 v3, Intel® Xeon® processor E5-2600 v4. Dual Socket R3 (LGA 2011) supported, CPU TDP support Up to 145W, 1 QPI up to 9.6GT/s	Intel® Xeon® Processor E5-1600 v3, Intel® Xeon® Processor E5-1600 v4, Intel® Xeon® processor E5-2600 v3, Intel® Xeon® processor E5-2600 v4. Single Socket R3 (LGA 2011) supported, CPU TDP support Up to 145W
Key Applications	<ul style="list-style-type: none"> • Cloud and Virtualization needs • Database Processing & Storage • Hosting & Application delivery • HPC cluster computer nodes • Simulation & Automation 	<ul style="list-style-type: none"> • Database Processing & Storage • Connectivity/Storage Computer Nodes • Data Warehouse
Outstanding Features	<ul style="list-style-type: none"> • 8 SATA3 ports and 2 NVMe/SATA3 hybrid ports • High-density, Enterprise Performance, Cost-effective • 16 DIMM support 	<ul style="list-style-type: none"> • 8x 3.5" Hot-swap SATA3 bays w/ RAID • Redundant 500W Platinum Level power • 5 PCI-E 3.0 x8 slots
Serverboard	-WTNR: SUPER● X10DRW-N -WTNRT: SUPER● X10DRW-NT	SUPER● X10SRW-F
Chipset	Intel® C612 chipset	Intel® C612 chipset
System Memory (Max.)*	Up to 512GB Registered ECC RDIMM, DDR4-2400MHz; Up to 2TB 3DS ECC LRDIMM, in 16 DIMM slots	Up to 256GB Registered ECC RDIMM, DDR4-2400MHz; Up to 512GB LRDIMM LRDIMM, in 8 DIMM slots Up to 1TB ECC 3DS LRDIMM 8x 288-pin DDR4 DIMM slots
Expansion Slots	2 PCI-E 3.0 x16 full-height, Half-length slots	5 PCI-E 3.0 x8 slots
Onboard Storage Controller	Intel® C612 controller for SATA3 (6Gbps); RAID 0, 1, 5, 10	Intel® C612 controller for 10 SATA3 (6 Gbps) ports; RAID 0,1,5,10;
Connectivity	-WTNR: Intel® i350 Dual Port Gigabit Ethernet Controller -WTNRT: Intel® X540 Dual Port 10GBase-T	2x GbE port, 1x dedicated IPMI port 4x USB 2.0 (front/rear), USB 3.0, VGA, Serial
VGA/Audio	Aspeed AST2400 BMC	Aspeed AST2400 BMC
Management	Intel® Node Manager, IPMI2.0, NMI, SuperDoctor® 5, Watchdog	IPMI2.0, SuperDoctor® 5, Watchdog
Drive Bays	10x 2.5" hot-swap SAS/SATA drive bay	8x 3.5" Hot-swap SATA3 bays w/ RAID; optional fixed drive bays
Peripheral Bays	N/A	Option 1x slim DVD-ROM drive bay 2x USB 2.0 ports, 1x COM port tray 2x USB 3.0 ports
Power Supply	1U Redundant 700/750W Single Output Power Supply Platinum level, 54.5mm width	Redundant 500W 1+1 power w/ BBP® option
Cooling System	4x 40x56mm counter-rotation PWM fan;	3x 8cm (7000 RPM) hot-swap PWM cooling fan;
Form Factor	437 x 43 x 597mm (17.2" x 1.7" x 23.5")	2U Rackmount 437 x 89 x 648mm (17.2" x 3.5" x 25.5")

* Please check with your Supermicro sales representative and website for compatibility and configuration details



2U WIO
16 DIMMs, 6 PCI-E 3.0 x8



2U WIO
16 DIMMs, 6 PCI-E 3.0 x8
Dual 10G LAN



MODEL	SYS-6028R-WTR	SYS-6028R-WTRT
Processor Support	Intel® Xeon® processor E5-2600 v3, Intel® Xeon® processor E5-2600 v4. Dual Socket R3 (LGA 2011) supported, CPU TDP support Up to 145W, 1 QPI up to 9.6GT/s	Intel® Xeon® processor E5-2600 v3, Intel® Xeon® processor E5-2600 v4. Dual Socket R3 (LGA 2011) supported, CPU TDP support Up to 145W, 1 QPI up to 9.6GT/s
Key Applications	<ul style="list-style-type: none"> • Cloud and Virtualization needs • Database Processing & Storage • Hosting & Application delivery • HPC cluster computer nodes • Simulation & Automation 	<ul style="list-style-type: none"> • Cloud and Virtualization needs • Database Processing & Storage • Hosting & Application delivery • HPC cluster computer nodes • Simulation & Automation
Outstanding Features	<ul style="list-style-type: none"> • 2 SATA DOM support with embedded power • 740W Redundant Platinum Level high-efficiency power supplies • Supports 16 DIMM DDR4 up to 2133MHz • Up to 4 add-on cards 	<ul style="list-style-type: none"> • 2 SATA DOM support with embedded power • 740W Redundant Platinum Level high-efficiency power supplies • Supports 16 DIMM DDR4 up to 2133MHz • Up to 4 add-on cards
Serverboard	SUPER● X10DRW-i	SUPER● X10DRW-iT
Chipset	Intel® C612 chipset	Intel® C612 chipset
System Memory (Max.)*	Up to 1TB DDR4 up to 2133MHz, in 16 DIMM slots	Up to 1TB DDR4 up to 2133MHz, in 16 DIMM slots
Expansion Slots	4 PCI-E 3.0 x8(2 FHFL, 2 FHHL)	4 PCI-E 3.0 x8(2 FHFL, 2 FHHL)
Onboard Storage Controller	Intel® C612 for 8 SATA3 (6Gbps); RAID 0, 1, 5, 10	Intel® C612 for 8 SATA3 (6Gbps); RAID 0, 1, 5, 10
Connectivity	Dual LAN with Intel® i350 Gigabit Ethernet Controller	Dual LAN with Intel® X540 10GBase-T Ethernet Controller
VGA/Audio	Aspeed AST2400 BMC	Aspeed AST2400 BMC
Management	Intel® Node Manager, IPMI2.0, NMI, SuperDoctor® 5, Watchdog	Intel® Node Manager, IPMI2.0, NMI, SuperDoctor® 5, Watchdog
Drive Bays	8x 3.5" hot-swap SAS/SATA drive bays	8x 3.5" hot-swap SAS/SATA drive bays
Peripheral Bays	1 slim DVD-ROM drive (optional)	1 slim DVD-ROM drive (optional)
Power Supply	740W Redundant Platinum Level high-efficiency power supplies with I ² C & PMBus	740W Redundant Platinum Level high-efficiency power supplies with I ² C & PMBus
Cooling System	3x 8cm (7000 RPM) hot-swap PWM cooling fan;	3x 8cm (7000 RPM) hot-swap PWM cooling fan;
Form Factor	2U 17.2" (437mm) x 3.5" (89mm) x 25.5" (647mm)	2U 17.2" (437mm) x 3.5" (89mm) x 25.5" (647mm)

* Please check with your Supermicro sales representative and website for compatibility and configuration details

X11 SuperStorage

Intel® Xeon® Scalable Processors Supported (Cascade Lake/Skylake)



New! Highest Performance and Storage Density

Supports up to: • 56 Cores per Server • 205W TDP CPUs • 6TB DDR4-2933MHz in 24 DIMMs

• NVMe • SAS 3.0 • Quad 10G Base-T LAN • Redundant **Titanium Level** Power Supplies

Storage

Top-Loading



SSG-5049P-E1CR45H/L
SSG-6049P-E1CR45H/L(+)
SSG-6049P-E1CR60H/L(+)
SSG-6048R-E1CR90L

Simply Double



SSG-2029P-E1CR48H/L
SSG-2029P-NR48L
SSG-6029P-E1CR24H/L

SBB



SSG-2029P-DN2R24L

General Purpose



1U

SSG-6019P-ACR12L
SSG-5019D8-TR12P



2U

SSG-2029P-ACR24H/L
SSG-2029P-E1CR24H/L
SSG-6029P-E1CR12T
SSG-6029P-E1CR12H/L
SSG-6029P-E1CR16T



3U

SSG-6039P-E1CR16H/L



4U

SSG-5049P-E1CTR36L
SSG-6049P-E1CR24H/L
SSG-6049P-E1CR36H/L

High Performance Storage Servers The Foundation of a Flexible and Efficient Enterprise



New generation X11 Supermicro SuperStorage systems feature the latest Intel® Xeon® Processor Scalable Family, delivering the performance to drive Software Defined Storage to the next level. The Supermicro SuperStorage systems offer a no compromise storage platform with flexible market entry points from 2U, 3U, and 4U form factors using 2.5" or 3.5" drive bays for SAS3/SATA3 and NVMe storage media. SuperStorage servers support up to: 6TB DDR4 2933MHz in 24 DIMM, PCI-E 3.0 slots, NVMe, flexible networking options such as Supermicro's SIOM cards and IPMI 2.0 with KVM and Redfish Support on a dedicated LAN port.

With Industry leading software compatibility Supermicro SuperStorage solutions present a number of key benefits to customers working with CPU and Capacity Intensive Storage applications, from the lowest-latency flash to massive scalability, there is an optimized model for every storage workload.

SuperStorage Naming Guide



SuperStorage with 2.5" Hard Drives

Character	Representation	Options
1st	Form Factor	<ul style="list-style-type: none"> • 1 = 1U • 2 = 2U • 3 = 3U • 4 = 4U
2nd	Reserved	<ul style="list-style-type: none"> • 0 = Reserved
3rd	CPU	<ul style="list-style-type: none"> • 1 = UP • 2 = DP
4th	System Generation	<ul style="list-style-type: none"> • 9 = X11 Series • 8 = X10 Series • 7 = X9 Series
5th	Socket / Family	<ul style="list-style-type: none"> • P = Socket P • R = Socket R • D2 = Socket F / 2-Core • D4 = Socket F / 4-Core • D8 = Socket F / 8-Core • T = Tylersberg • A = Atom SoC
6th	Interface Type	<ul style="list-style-type: none"> • A: Direct Attached • AC: Direct Attached SAS3 • D: Dual Motherboard • DC: Dual Motherboard SAS3 • E1: Single Expander • E1C: Single SAS3 Expander • E2: Dual Expander • E2C: Dual SAS3 Expander • N: NVMe
7th	Power Redundancy	<ul style="list-style-type: none"> • R = Redundant Power Supplies
8th	Additional	<ul style="list-style-type: none"> • ##: Number of drive bays • 4: 4 LAN ports • L: IT Mode • H: Hardware RAID • N: Hardware RAID & 24 DIMMs (X9/X10) / NVMe (X10 Simply Double) • NV: NVDIMM • T: HW RAID up to 16 drives



SuperStorage with 3.5" Hard Drives

Character	Representation	Options
1st	CPU	<ul style="list-style-type: none"> • 5 = UP • 6 = DP • 7 = DP (Tower)
2nd	Reserved	<ul style="list-style-type: none"> • 0 = Reserved
3rd	Form Factor	<ul style="list-style-type: none"> • 1 = 1U • 2 = 2U • 3 = 3U • 4 = 4U
4th	System Generation	<ul style="list-style-type: none"> • 9 = X11 Series • 8 = X10 Series • 7 = X9 Series
5th	Socket / Family	<ul style="list-style-type: none"> • P = Socket P • R = Socket R • D2 = Socket F / 2-Core • D4 = Socket F / 4-Core • D8 = Socket F / 8-Core • T = Tylersberg • A = Atom SoC
6th	Interface Type	<ul style="list-style-type: none"> • A: Direct Attached • AC: Direct Attached SAS3 • D: Dual Motherboard • DC: Dual Motherboard SAS3 • E1: Single Expander • E1C: Single SAS3 Expander • E2: Dual Expander • E2C: Dual SAS3 Expander • N: NVMe
7th	Power Redundancy	<ul style="list-style-type: none"> • R = Redundant Power Supplies
8th	Additional	<ul style="list-style-type: none"> • ##: Number of drive bays • 4: 4 LAN ports • L: IT Mode • H: Hardware RAID • N: Hardware RAID & 24 DIMMs (X9/X10) / NVMe (X10 Simply Double) • NV: NVDIMM • T: HW RAID up to 16 drives

NEW!

1U 32 EDSFF E1.L (Long)
*Extremely High-Density All-Flash Servers,
 Supports E1.L form factor*

NEW!

1U 32 EDSFF E1.S (Short)
*Extremely High-Density All-Flash Servers,
 Supports E1.S form factor*



Storage

MODEL	SYS-1029P-NE32R	SSG-1029P-NER32L
Processor Support	2nd Generation Intel® Xeon® Scalable Processors (Cascade Lake-SP), Intel® Xeon® Scalable Processors. Dual Socket P (LGA 3647) supported, CPU TDP support 205W, 3 UPI up to 10.4 GT/s	2nd Generation Intel® Xeon® Scalable Processors (Cascade Lake-SP), Intel® Xeon® Scalable Processors. Dual Socket P (LGA 3647) supported, CPU TDP support 205W, 3 UPI up to 10.4 GT/s
Key Applications	<ul style="list-style-type: none"> • High Throughput Ingest • High Density Hot Storage • HPC / Data Analytics • Media/Video Streaming • Content Delivery Network (CDN) • Big Data Top of Rack Storage 	<ul style="list-style-type: none"> • IOPS Intensive application • Database • HCI
Outstanding Features	<ul style="list-style-type: none"> • Front access to a total of 32 NVMe hot swap EDSFF Long SSDs • 2x PCI-E 3.0 x16 slots • 1600W Platinum Level high-efficiency power supply • IPMI management with dedicated LAN • Intel® C627 chipset support • QAT 	<ul style="list-style-type: none"> • All flash NVMe drives • Supports new EDSFF-S form factor • SKL (up to 205W), 3 UPI designed for up to 10.4 GT/s[nid:9987] • 24 DIMM support • Intel® Quick Assist Technology • Redundant 1600W Titanium Level high-efficiency power supplies
Serverboard	SUPER® X11DPS-RE	SUPER® X11DSF-E
Chipset	Intel® C627 chipset	Intel® C627 chipset
System Memory (Max.)*	Up to 6TB 3DS ECC RDIMM, DDR4-2933MHz; Up to 6TB 3DS ECC LRDIMM, DDR4-2933MHz, in 24 DIMM slots; Up to 6TB Intel® Optane™ DC Persistent Memory in memory mode (Cascade Lake only)	Up to 6TB 3DS ECC RDIMM, DDR4-2933MHz; Up to 6TB 3DS ECC LRDIMM, DDR4-2933MHz, in 24 DIMM slots; Up to 6TB Intel® Optane™ DC Persistent Memory in memory mode (Cascade Lake only)
Expansion Slots	2 PCI-E 3.0 x16 slots (Low Profile)	2 PCI-E 3.0 X16 (FHHL), 1 PCI-E 3.0 X4 (LP) support
Onboard Storage Controller	N/A	PCI-E fan out switching supporting 32x EDSFF-S
Connectivity	Intel® X550 Dual Port 10GBase-T	Dual LAN with 10GBase-T with Intel® X550;
VGA/Audio	Aspeed AST2500 BMC	Onboard VGA port
Management	Intel® Node Manager, IPMI (Intelligent Platform Management Interface) v2.0 with KVM support, IPMI2.0, KVM with dedicated LAN, NMI, SPM, SSM, SUM, SuperDoctor® 5, Watchdog	Intel® Node Manager, IPMI (Intelligent Platform Management Interface) v2.0 with KVM support, IPMI2.0, KVM with dedicated LAN, NMI, SPM, SSM, SUM, SuperDoctor® 5, Watchdog
Drive Bays	32 Hot-swap EDSFF Long Drive slots	32x EDSFF-S Drive slots
Peripheral Bays	N/A	N/A
Power Supply	Redundant(1+1) 1600W Platinum level high efficiency power supplies	Redundant Power Supplies: PWS-1K62A-1R
Cooling System	8x 40x56mm PWM fan;	8x 40x56mm counter-rotation PWM fan;
Form Factor	438 x 43 x 913mm (17.26" x 1.7" x 35.95")	1U 17.2" (437mm) x 1.7" (43mm) x 30" (762mm)

* Please check with your Supermicro sales representative and website for compatibility and configuration details



1U SuperStorage
32 Ruler NVMe Drives



1U SuperStorage
1U 32 U.2 NVMe



1U SuperStorage
1U 32 NF1 + 4 M.2 Drives



MODEL	SYS-1029P-NR32R	SYS-1029P-N32R	SSG-1029P-NMR36L
Processor Support	2nd Generation Intel® Xeon® Scalable Processors (Cascade Lake-SP), Intel® Xeon® Scalable Processors. Dual Socket P (LGA 3647) supported, CPU TDP support 205W, 3 UPI up to 10.4 GT/s	2nd Generation Intel® Xeon® Scalable Processors (Cascade Lake-SP), Intel® Xeon® Scalable Processors. Dual Socket P (LGA 3647) supported, CPU TDP support 205W, 3 UPI up to 10.4 GT/s	2nd Generation Intel® Xeon® Scalable Processors (Cascade Lake-SP), Intel® Xeon® Scalable Processors. Dual Socket P (LGA 3647) supported, CPU TDP support 205W, 3 UPI up to 10.4 GT/s
Key Applications	<ul style="list-style-type: none"> High Throughput Ingest High Density Hot Storage HPC / Data Analytics Media/Video Streaming Content Delivery Network (CDN) Big Data Top of Rack Storage Front access to a total of 32 NVMe hot swap Ruler SSDs 2x PCI-E 3.0 x16 slots 	<ul style="list-style-type: none"> High Throughput Ingest High Density Hot Storage HPC / Data Analytics Media/Video Streaming Content Delivery Network (CDN) Big Data Top of Rack Storage Dual Drawer/Tray with a total of 32 NVMe 2.5" SSDs 2x PCI-E 3.0 x16 slots 	<ul style="list-style-type: none"> IOPS Intensive application Database HCI All flash NVMe drives Supports new NF1 form factor SKL (up to 205W), 3 UPI designed for up to 10.4 GT/s [inid:9987] 24 DIMM support Intel® Quick Assist Technology Redundant 1600W Titanium Level high-efficiency power supplies
Outstanding Features	<ul style="list-style-type: none"> 1600W Platinum Level high-efficiency power supply IPMI management with dedicated LAN Intel® C627 chipset support QAT 	<ul style="list-style-type: none"> 1600W Platinum Level high-efficiency power supply IPMI management with dedicated LAN Intel® C627 chipset support QAT 	
Serverboard	SUPER● X11DPS-RE	SUPER● X11DPS-RE	SUPER● X11DSF-E
Chipset	Intel® C627 chipset	Intel® C627 chipset	Intel® C627 chipset
System Memory (Max.)*	Up to 6TB 3DS ECC RDIMM, DDR4-2933MHz; Up to 6TB 3DS ECC LRDIMM, DDR4-2933MHz, in 24 DIMM slots; Up to 6TB Intel® Optane™ DC Persistent Memory in memory mode (Cascade Lake only)	Up to 6TB 3DS ECC RDIMM, DDR4-2933MHz; Up to 6TB 3DS ECC LRDIMM, DDR4-2933MHz, in 24 DIMM slots; Up to 6TB Intel® Optane™ DC Persistent Memory in memory mode (Cascade Lake only)	Up to 6TB 3DS ECC RDIMM, DDR4-2933MHz; Up to 6TB 3DS ECC LRDIMM, DDR4-2933MHz, in 24 DIMM slots; Up to 6TB Intel® Optane™ DC Persistent Memory in memory mode (Cascade Lake only)
Expansion Slots	2 PCI-E 3.0 x16 slots (Low Profile)	2 PCI-E 3.0 x16 slots (Low Profile)	2 PCI-E 3.0 x16 (FHHL), 1 PCI-E 3.0 x4 (LP) support
Onboard Storage Controller	N/A	N/A	PCI-E fan out switching supporting 32x NF1
Connectivity	Intel® X550 Dual Port 10GBase-T	Intel® X550 Dual Port 10GBase-T	Dual LAN with 10GBase-T with Intel® X550;
VGA/Audio	Aspeed AST2500 BMC	Aspeed AST2500 BMC	
Management	Intel® Node Manager, IPMI (Intelligent Platform Management Interface) v2.0 with KVM support, IPMI2.0, KVM with dedicated LAN, NMI, SPM, SSM, SUM, SuperDoctor® 5, Watchdog	Intel® Node Manager, IPMI (Intelligent Platform Management Interface) v2.0 with KVM support, IPMI2.0, KVM with dedicated LAN, NMI, SPM, SSM, SUM, SuperDoctor® 5, Watchdog	Intel® Node Manager, IPMI (Intelligent Platform Management Interface) v2.0 with KVM support, IPMI2.0, KVM with dedicated LAN, NMI, SPM, SSM, SUM, SuperDoctor® 5, Watchdog
Drive Bays	32 Hot-swap Ruler Drive slots	32x 2.5" Drive slots	32x NF1 Drive slots + 4x SATA M.2 drive slots
Peripheral Bays	N/A	N/A	N/A
Power Supply	Redundant(1+1) 1600W Platinum level high efficiency power supplies	Redundant(1+1) 1600W Platinum level high efficiency power supplies	Redundant Power Supplies: PWS-1K62A-1R
Cooling System	8x 40x56mm PWM fan;	8x 40x56mm PWM fan;	8x 40x56mm counter-rotation PWM fan;
Form Factor	438 x 43 x 913mm (17.26" x 1.7" x 35.95")	438 x 43 x 913mm (17.26" x 1.71" x 35.95")	1U Rack mount 437 x 43 x 763 mm (17.2" x 1.7" x 30.0")

* Please check with your Supermicro sales representative and website for compatibility and configuration details

X11 SuperStorage
Expandable Storage, 32 NVMe JBOF

1U SuperStorage
Storage Expandable



MODEL	SSG-136R-N32JBF	SSG-136R-NR32JBF
Processor Support	N/A	N/A
Key Applications	<ul style="list-style-type: none"> • High Throughput Ingest • High Density Hot Storage • HPC / Data Analytics • Media/Video Streaming • Content Delivery Network (CDN) • Big Data Top of Rack Storage 	<ul style="list-style-type: none"> • High Throughput Ingest • High Density Hot Storage • HPC / Data Analytics • Media/Video Streaming • Content Delivery Network (CDN) • Big Data Top of Rack Storage
Outstanding Features	<ul style="list-style-type: none"> • Dual Drawer/Tray with a total of 32 NVMe 2.5" SSDs • 4x PCI-E 3.0 x16 IO ports, 2x X16 PCI-E 3.0 x16 slots • 1000W Titanium Level high-efficiency power supply • IPMI management with dedicated LAN 	<ul style="list-style-type: none"> • Front access to a total of 32 NVMe hot swap Ruler SSDs • 4x PCI-E 3.0 x16 IO ports, 2x PCI-E 3.0 x16 slots • 1000W Titanium Level high-efficiency power supply • IPMI management with dedicated LAN
Serverboard	N/A	N/A
Chipset	N/A	N/A
System Memory (Max.)*	N/A	N/A
Expansion Slots	2x X16 PCI-E Slots	2x X16 PCI-E Slots
Onboard Storage Controller	N/A	N/A
Connectivity	4x X16 PCI-E IO ports	4x X16 PCI-E IO ports
VGA/Audio	N/A	N/A
Management	IPMI 2.0 with Dedicated LAN	IPMI 2.0 with Dedicated LAN
Drive Bays	32x 2.5" Drive slots	32x Ruler Drive slots
Peripheral Bays	N/A	N/A
Power Supply	Redundant(1+1) 1000W Titanium level high efficiency power supplies	Redundant(1+1) 1000W Titanium level high efficiency power supplies
Cooling System	8x 40mm Fans, N/A	8x 40mm Fans, N/A
Form Factor	438 x 43 x 812mm (17.26" x 1.71" x 31.95")	438 x 43 x 812mm (17.26" x 1.71" x 31.95")

* Please check with your Supermicro sales representative and website for compatibility and configuration details



X11 2U SuperStorage



X11 2U SuperStorage



MODEL	SSG-2029P-ACR24H SSG-2029P-ACR24L	SSG-2029P-E1CR24H SSG-2029P-E1CR24L
Processor Support	2nd Generation Intel® Xeon® Scalable Processors (Cascade Lake-SP), Intel® Xeon® Scalable Processors. Dual Socket P (LGA 3647) supported, CPU TDP support 205W, 3 UPI up to 10.4 GT/s	2nd Generation Intel® Xeon® Scalable Processors (Cascade Lake-SP), Intel® Xeon® Scalable Processors. Dual Socket P (LGA 3647) supported, CPU TDP support 205W, 3 UPI up to 10.4 GT/s
Key Applications	<ul style="list-style-type: none"> • Corporate Database • Database Processing & Storage • HPC • Large Database • Web Cache 	<ul style="list-style-type: none"> • Corporate Database • Database Processing & Storage • Enterprise Server • HPC • Data Center • iSCSI SAN
Outstanding Features	<ul style="list-style-type: none"> • 24x 2.5" Hot-swap SAS3/SATA3 drive bays • Up to 205W CPU support • 16 DIMM support • Dual 10G BaseT • 3 Broadcom® 3108 HW SAS controllers • 1200W Titanium Level high-efficiency power supply 	<ul style="list-style-type: none"> • 24x 2.5" Hot-swap SAS3/SATA3 drive bays • Up to 205W CPU support • 16 DIMM support • Dual 10G BaseT • Dual JBOD Expansion Ports • 1200W Titanium Level high-efficiency power supply
Serverboard	SUPER● X11DPH-T	SUPER● X11DPH-T
Chipset	Intel® C622 chipset	Intel® C622 chipset
System Memory (Max.)*	Up to 4TB 3DS ECC RDIMM, DDR4-2933MHz; Up to 4TB 3DS ECC LRDIMM, DDR4-2933MHz, in 16 DIMM slots; Up to 2TB Intel® Optane™ DC Persistent Memory in memory mode (Cascade Lake only);	Up to 4TB 3DS ECC RDIMM, DDR4-2933MHz; Up to 4TB 3DS ECC LRDIMM, DDR4-2933MHz, in 16 DIMM slots; Up to 2TB Intel® Optane™ DC Persistent Memory in memory mode (Cascade Lake only);
Expansion Slots	3 PCI-E 3.0 x16, 4 PCI-E 3.0 x8.	3 PCI-E 3.0 x16, 4 PCI-E 3.0 x8. Slot 2 & 3 occupied by controller and JBOD Expansion Port
Storage Controller	-ACR24H: 3 Broadcom 3108 SAS3 add-on controller cards -ACR24L: 3 Broadcom 3008 SAS3 add-on controller cards	-E1CR24H: Broadcom 3108 SAS3 add-on controller card -E1CR24L: Broadcom 3008 SAS3 add-on controller card
Connectivity	Dual LAN with 10GBase-T with Intel® X557	Dual LAN with 10GBase-T with Intel® X557
VGA/Audio		Aspeed AST2500 BMC
Management	Intel® Node Manager, IPMI2.0, NMI, SPM, SUM, SuperDoctor® 5, Watchdog	Intel® Node Manager, IPMI2.0, NMI, SPM, SUM, SuperDoctor® 5, Watchdog
Drive Bays	24x 2.5" hot-swap SAS3/SATA3 drive bays	24x 2.5" hot-swap SAS3/SATA3 drive bays
Peripheral Bays	2x 2.5" rear hot-swap SATA3 drive bays; 2 Optional onboard NVMe M.2 (up to 110mm)	2x 2.5" rear hot-swap SATA3 drive bays; 2 Optional onboard NVMe M.2 (up to 110mm)
Power Supply	1200W Titanium Level high-efficiency power supply	1200W Titanium Level high-efficiency power supply
Cooling System	3x 8cm hot-swap redundant PWM cooling fans.	3x 8cm hot-swap redundant PWM cooling fans.
Form Factor	2U 17.2" (437mm) x 3.5" (89mm) x 24.8" (630mm)	2U 17.2" (437mm) x 3.5" (89mm) x 24.8" (630mm)

* Please check with your Supermicro sales representative and website for compatibility and configuration details



X11 SuperStorage
Super SBB



X11 SuperStorage
Super SBB



X11 SuperStorage
Super SBB



MODEL	SSG-2029P-DN2R24L	SSG-2029P-DN2RR32L	SSG-2029P-DN2R48L
Processor Support	2nd Generation Intel® Xeon® Scalable Processors (Cascade Lake-SP), Intel® Xeon® Scalable Processors. Dual Socket P (LGA 3647) supported, CPU TDP support 205W, 3 UPI up to 10.4 GT/s	2nd Generation Intel® Xeon® Scalable Processors (Cascade Lake-SP), Intel® Xeon® Scalable Processors. Dual Socket P (LGA 3647) supported, CPU TDP support 205W, 3 UPI up to 10.4 GT/s	2nd Generation Intel® Xeon® Scalable Processors (Cascade Lake-SP), Intel® Xeon® Scalable Processors. Dual Socket P (LGA 3647) supported, CPU TDP support 205W, 3 UPI up to 10.4 GT/s
Key Applications	<ul style="list-style-type: none"> High Availability Hardware Platform Enterprise File/Block Storage Server Failover Cluster Corporate Database HPC Virtualization 	<ul style="list-style-type: none"> Corporate Database Lustre HPC Virtualization High Availability Storage Appliance Platform All Flash Storage 	<ul style="list-style-type: none"> High Availability Hardware Platform Enterprise File/Block Storage Server Failover Cluster Corporate Database HPC Virtualization
Outstanding Features	<ul style="list-style-type: none"> Redundant DP SBB supporting 24x U.2 Dual-Port NVMe IPMI management with dedicated LAN 2000W High Efficiency (96%) Titanium Level Redundant Power Supplies NV-DIMM support Shared storage between redundant controllers Node to node heartbeat/ NTB connectivity 	<ul style="list-style-type: none"> Dual Drawer/Tray with a total of 32 NVMe Ruler SSDs IPMI management with dedicated LAN 2000W High Efficiency (96%) Titanium Level Redundant Power Supplies [nid:58 NV-DIMM support Shared storage between redundant controllers Node to node heartbeat/ NTB connectivity 	<ul style="list-style-type: none"> Redundant DP SBB supporting 48x U.2 Dual-Port NVMe IPMI management with dedicated LAN 2000W High Efficiency (96%) Titanium Level Redundant Power Supplies [nid:58 NV-DIMM support Shared storage between redundant controllers Node to node heartbeat/ NTB connectivity
Serverboard Chipset	SUPER● X11DSN-TS Intel® C624 chipset	SUPER● X11DSN-TSq Intel® C627 chipset	SUPER● X11DSN-TS Intel® C624 chipset
System Memory (Max.)*	Up to 1.5TB 3DS ECC RDIMM, DDR4-2666MHz; Up to 1.5TB 3DS ECC LRDIMM, in 12 DIMM slots per node	Up to 3TB 3DS ECC RDIMM, DDR4-2933MHz; Up to 3TB 3DS ECC LRDIMM, DDR4-2933MHz, in 12 DIMM slots; Up to 2TB Intel® Optane™ DC Persistent Memory in memory mode (Cascade Lake only)	Up to 3TB 3DS ECC RDIMM, DDR4-2933MHz; Up to 3TB 3DS ECC LRDIMM, DDR4-2933MHz, in 12 DIMM slots; Up to 2TB Intel® Optane™ DC Persistent Memory in memory mode (Cascade Lake only)
Expansion Slots	2 PCI-E 3.0 x16(LP,HL); 1 PCI-E 3.0 x16 SIOM	2 PCI-E 3.0 x16 Low-profile slots, 1 PCI-E 3.0 x16 SIOM slot from CPU2, x8 signals shared with QAT enabled board per node	2 PCI-E 3.0 x16(LP,HL) per node; 1 PCI-E 3.0 x16 SIOM
Onboard Storage Controller	N/A	N/A	N/A
Connectivity	Dual LAN with 10GBase-T with Intel® X557-AT2; Dual 10G private Ethernet between controller nodes; Dedicated B2B connection using NTB by PLX PCI-E 3.0 x8	Dual LAN with 10GBase-T with Intel® X772 + PHY Intel® X557; Dual 10G private Ethernet between controller nodes; Node to node PCI-E x8 NTB link	Dual LAN with 10GBase-T with Intel® X557-AT2; Dual 10G private Ethernet between controller nodes; Dedicated B2B connection using NTB by PLX PCI-E 3.0 x8
VGA/Audio	1 VGA D-Sub Connector, 1 Aspeed AST2500 BMC	1 VGA D-Sub Connector, 1 Aspeed AST2500 BMC	1 VGA D-Sub Connector, 1 Aspeed AST2500 BMC
Management	Intel® Node Manager; IPMI (Intelligent Platform Management Interface) v2.0 with KVM support; IPMI2.0; KVM with dedicated LAN; NMI; SPM; SSM; SUM; SuperDoctor® 5; Watchdog;	Intel® Node Manager; IPMI (Intelligent Platform Management Interface) v2.0 with KVM support; IPMI2.0; KVM with dedicated LAN; NMI; SPM; SSM; SUM; SuperDoctor® 5; Watchdog;	Intel® Node Manager; IPMI (Intelligent Platform Management Interface) v2.0 with KVM support; IPMI2.0; KVM with dedicated LAN; NMI; SPM; SSM; SUM; SuperDoctor® 5; Watchdog;
Drive Bays	24x U.2 hot-swap Dual-Port NVMe drive bays	32 hot-swappable Intel Ruler NVMe drive bays + 1x M.2 per node	48x U.2 hot-swap Dual-Port NVMe drive bays
Peripheral Bays	2 SATA DOM per node; 1 Optional onboard NVMe M.2 (up to 80m) per node	N/A	2 SATA DOM per node; 1 Optional onboard NVMe M.2 (up to 80mm)
Power Supply	2000W Redundant Titanium Level high-efficiency power supplies	2000W Redundant Titanium Level high-efficiency power supplies	2000W Redundant Titanium Level high-efficiency power supplies
Cooling System	5x 8cm high-performance PWM fans;	6x 6cm counter rotating fans	5x 8cm high-performance PWM fans;
Form Factor	2U Rackmount 17.2" (437mm) x 3.5" (89mm) x 25.6" (650mm)	2U 17.2" (437mm) x 3.5" (89mm) x 33.3" (846mm)	2U 17.2" (437mm) x 3.5" (89mm) x 33.3" (846mm)

* Please check with your Supermicro sales representative and website for compatibility and configuration details



SuperStorage



UP SuperStorage



MODEL	SSG-2029P-E1CR48H SSG-2029P-E1CR48L	SSG-5029P-E1CTR12L
Processor Support	2nd Generation Intel® Xeon® Scalable Processors (Cascade Lake-SP), Intel® Xeon® Scalable Processors. Dual Socket P (LGA 3647) supported, CPU TDP support 205W, 3 UPI up to 10.4 GT/s	Intel® Xeon® Scalable Processors (Cascade Lake/Skylake). Single Socket P (LGA 3647) supported, CPU TDP support 205W
Key Applications	<ul style="list-style-type: none"> • Corporate Database • Data Center • Database Processing & Storage • Enterprise Server • HPC • iSCSI SAN 	<ul style="list-style-type: none"> • Connectivity/Storage Computer Nodes • Application and data serving • High Availability Storage Appliance Platform
Outstanding Features	<ul style="list-style-type: none"> • 48x 2.5" Drive in 2U Form Factor • Supports Dual 205W Skylake CPU • 24 DIMM sockets • Support SLOM Card for Multiple IO Option • Redundant 1600W Titanium Level high-efficiency power supplies 	<ul style="list-style-type: none"> • Remote management via dedicated IPMI BMC • 12x 3.5" hot-swap SAS3 drive bays • Broadcom® 3008 SW controller
Serverboard	SUPER● X11DSC+	SUPER● X11SPH-nCTF
Chipset	Intel® C621 chipset	Intel® C622 chipset
System Memory (Max.)*	Up to 6TB 3DS ECC RDIMM, DDR4-2933MHz; Up to 6TB 3DS ECC LRDIMM, DDR4-2933MHz, in 24 DIMM slots; Up to 6TB Intel® Optane™ DC Persistent Memory in memory mode (Cascade Lake only).	Up to 512GB Registered ECC RDIMM, DDR4-2933MHz; Up to 2TB 3DS ECC LRDIMM, DDR4-2933MHz, in 8 DIMM slots
Expansion Slots	2 PCI-E 3.0 x16, 1 PCI-E 3.0 x8, 1 PCI-E 3.0 x16 for Add-On-Module (AOM)	1 PCI-E 3.0 x16 (x16 or x8), 1 PCI-E 3.0 x8 (x0 or x8), 1 PCI-E 3.0 x8, 1 PCI-E 3.0 x4 (in x8 slot)
Storage Controller	-E1CR48H: Broadcom® 3108 SAS3 HW RAID controller -E1CR48L: Broadcom® 3008 IT Mode SAS Controller	Intel® C622 controller for 10 SATA3 (6 Gbps) ports; RAID 0,1,5,10; Broadcom® 3008 SW controller for 8 SAS3 (12Gbps) ports; RAID 0,1,10;
Connectivity	N/A	Dual LAN with 10GBase-T
VGA/Audio	Aspeed AST2500 BMC	Aspeed AST2500 BMC
Management	Intel® Node Manager, IPMI (Intelligent Platform Management Interface) v2.0 with KVM support, KVM with dedicated LAN, NMI, SPM, SSM, SUM, SuperDoctor® 5, Watchdog	Intel® Node Manager, IPMI2.0, KVM with dedicated LAN, NMI, SPM, SUM, SuperDoctor® 5, Watchdog
Drive Bays	48x 2.5" hot-swap drive bay 2x 2.5" hot-swap drive bay	
Peripheral Bays	N/A	N/A
Power Supply	1U 1000/1200/1620W Redundant Single Output Power Supply W/ PMbus, Platinum	1U 800W Redundant Power Supply 76mm width, W/PMbus, Titanium
Cooling System	5x 8cm high-performance PWM fans;	3x 8cm high-performance PWM fans;
Form Factor	2U 17.2" (437mm) x 3.5" (89mm)	2U Rackmount 432 x 76 x 635mm (17.2" x 3.5" x 25.6")

* Please check with your Supermicro sales representative and website for compatibility and configuration details

X11 2U SuperStorage

X11 2U SuperStorage



MODEL	SSG-6029P-E1CR12H SSG-6029P-E1CR12L	SSG-6029P-E1CR12T
Processor Support	2nd Generation Intel® Xeon® Scalable Processors (Cascade Lake-SP), Intel® Xeon® Scalable Processors. Dual Socket P (LGA 3647) supported, CPU TDP support 205W, 3 UPI up to 10.4 GT/s	2nd Generation Intel® Xeon® Scalable Processors (Cascade Lake-SP), Intel® Xeon® Scalable Processors. Dual Socket P (LGA 3647) supported, CPU TDP support 205W, 3 UPI up to 10.4 GT/s
Key Applications	<ul style="list-style-type: none"> • Corporate Database • Database Processing & Storage • Enterprise Server • HPC • Data Center • iSCSI SAN 	<ul style="list-style-type: none"> • Corporate Database • Database Processing & Storage • Enterprise Server • HPC • Data Center • iSCSI SAN
Outstanding Features	<ul style="list-style-type: none"> • 12x 3.5" hot-swap SAS3/SATA3 drive bays • Up to 205W CPU support • 16 DIMM support • Dual 10G BaseT • Dual JBOD Expansion Ports • 1200W Titanium Level high-efficiency power supply 	<ul style="list-style-type: none"> • 12x 3.5" hot-swap SAS3/SATA3 drive bays • Up to 205W CPU support • 16 DIMM support • Dual 10G BaseT • 1200W Titanium Level high-efficiency power supply
Serverboard	SUPER● X11DPH-T	SUPER● X11DPH-T
Chipset	Intel® C622 chipset	Intel® C622 chipset
System Memory (Max.)*	Up to 4TB 3DS ECC DDR4-2933MHz RDIMM/LRDIMM Up to 2TB Intel® Optane™ DC Persistent Memory (Cascade Lake only)	Up to 4TB 3DS ECC DDR4-2933MHz RDIMM/LRDIMM Up to 2TB Intel® Optane™ DC Persistent Memory (Cascade Lake only)
Expansion Slots	3 PCI-E 3.0 x16, 4 PCI-E 3.0 x8. Slot 2 & 3 occupied by controller and JBOD Expansion Port	3 PCI-E 3.0 x16, 4 PCI-E 3.0 x8. Slot 3 occupied by controller
Storage Controller	-E1CR12H: Broadcom 3108 SAS3 add-on controller card -E1CR12L: Broadcom 3008 SAS3 add-on controller card	Broadcom* 3108 SAS3 add-on HW RAID controller
Connectivity	Dual LAN with 10GBase-T with Intel® X557	Dual LAN with 10GBase-T with Intel® X557
VGA/Audio	Aspeed AST2500 BMC	Aspeed AST2500 BMC
Management	Intel® Node Manager, IPMI2.0, NMI, SPM, SUM, SuperDoctor® 5, Watchdog	Intel® Node Manager, IPMI2.0, NMI, SPM, SUM, SuperDoctor® 5, Watchdog
Drive Bays	12x 3.5" hot-swap SAS3/SATA3 drive bays	12x 3.5" hot-swap SAS3/SATA3 drive bays
Peripheral Bays	2x 2.5" rear hot-swap drive bays; 2 Optional onboard NVMe M.2 (up to 110mm)	2x 2.5" rear hot-swap SATA3 drive bays; 2 Optional onboard NVMe M.2 (up to 110mm)
Power Supply	1200W Titanium Level high-efficiency power supply	1200W Titanium Level high-efficiency power supply
Cooling System	3x 8cm hot-swap redundant PWM cooling fans.	3x 8cm hot-swap redundant PWM cooling fans.
Form Factor	2U 17.2" (437mm) x 3.5" (89mm) x 25.5" (647mm)	2U 17.2" (437mm) x 3.5" (89mm) x 25.5" (647mm)

* Please check with your Supermicro sales representative and website for compatibility and configuration details



X11 2U SuperStorage



Simply Double Storage



MODEL	SSG-6029P-E1CR16T	SSG-6029P-E1CR24H SSG-6029P-E1CR24L
Processor Support	2nd Generation Intel® Xeon® Scalable Processors (Cascade Lake-SP), Intel® Xeon® Scalable Processors. Dual Socket P (LGA 3647) supported, CPU TDP support 205W, 3 UPI up to 10.4 GT/s	2nd Generation Intel® Xeon® Scalable Processors (Cascade Lake-SP), Intel® Xeon® Scalable Processors. Dual Socket P (LGA 3647) supported, CPU TDP support 205W, 3 UPI up to 10.4 GT/s
Key Applications	<ul style="list-style-type: none"> Corporate Database Database Processing & Storage Enterprise Server HPC Data Center iSCSI SAN 	<ul style="list-style-type: none"> Corporate Database Data Center Database Processing & Storage Enterprise Server HPC iSCSI SAN
Outstanding Features	<ul style="list-style-type: none"> 16x 3.5" Hot-swap SAS3/SATA3 drive bays Up to 205W CPU support 16 DIMM support Dual 10G BaseT Redundant 1600W Titanium Level high-efficiency power supplies 	<ul style="list-style-type: none"> 24x 3.5" Drives in 2U Form Factor Supports Dual 205W Skylake CPU 24 DIMM sockets Support SIOM Card for Multiple IO Option
Serverboard	SUPER● X11DPH-T	SUPER● X11DSC+
Chipset	Intel® C622 chipset	Intel® C621 chipset
System Memory (Max.)*	Up to 4TB 3DS ECC RDIMM, DDR4-2933MHz; Up to 4TB 3DS ECC LRDIMM, DDR4-2933MHz, in 16 DIMM slots; Up to 2TB Intel® Optane™ DC Persistent Memory in memory mode (Cascade Lake only);	Up to 6TB 3DS ECC RDIMM, DDR4-2933MHz; Up to 6TB 3DS ECC LRDIMM, DDR4-2933MHz, in 24 DIMM slots; Up to 6TB Intel® Optane™ DC Persistent Memory in memory mode (Cascade Lake only).
Expansion Slots	3 PCI-E 3.0 x16, 4 PCI-E 3.0 x8. Slot 1 occupied by controller	2 PCI-E 3.0 x16, 1 PCI-E 3.0 x8, 1 PCI-E 3.0 x16 for Add-On-Module (AOM)
Onboard Storage Controller	Broadcom 3108 SAS3 add-on controller card	-E1CR24H: Broadcom® 3108 SAS3 HW RAID controller -E1CR24L: Broadcom® 3008 IT Mode SAS Controller
Connectivity	Dual LAN with 10GBase-T with Intel® X557	N/A
VGA/Audio	Aspeed AST2500 BMC	Aspeed AST2500 BMC
Management	Intel® Node Manager, IPMI2.0, NMI, SPM, SUM, SuperDoctor® 5, Watchdog	Intel® Node Manager, IPMI (Intelligent Platform Management Interface) v2.0 with KVM support, KVM with dedicated LAN, NMI, SPM, SSM, SUM, SuperDoctor® 5, Watchdog
Drive Bays	16x 3.5" hot-swap SAS3/SATA3 drive bays	24x 3.5" hot-swap drive bay 2x 2.5" hot-swap drive bay
Peripheral Bays	2x 2.5" rear hot-swap SATA3 drive bays; 2 Optional onboard NVMe M.2 (up to 110mm)	N/A
Power Supply	1600W Titanium Level high-efficiency power supply	Redundant 1600W Titanium Level high-efficiency power supplies
Cooling System	3x 8cm hot-swap redundant PWM cooling fans.	5x 8cm high-performance PWM fans;
Form Factor	2U 17.2" (437mm) x 3.5" (89mm) x 27.75" (705mm)	2U 17.2" (437mm) x 3.5" (89mm) x 34" (863.6mm)

* Please check with your Supermicro sales representative and website for compatibility and configuration details

X11 3U SuperStorage

4U UP SuperStorage

Applications storage, Archive and cold storage



MODEL	SSG-6039P-E1CR16H SSG-6039P-E1CR16L	SSG-5049P-E1CTR36L
Processor Support	2nd Generation Intel® Xeon® Scalable Processors (Cascade Lake-SP), Intel® Xeon® Scalable Processors. Dual Socket P (LGA 3647) supported, CPU TDP support 205W, 3 UPI up to 10.4 GT/s	Intel® Xeon® Scalable Processors (Cascade Lake/Skylake). Single Socket P (LGA 3647) supported, CPU TDP support 205W
Key Applications	<ul style="list-style-type: none"> Corporate Database Data Center Database Processing & Storage Enterprise Server HPC iSCSI SAN 	<ul style="list-style-type: none"> Connectivity/Storage Computer Nodes Database Processing & Storage
Outstanding Features	<ul style="list-style-type: none"> 16x 3.5" Hot-swap SAS3/SATA3 drive bays Up to 205W CPU support 16 DIMM support Dual 10G BaseT Dual JBOD Expansion Ports 1200W Titanium Level high-efficiency power supply 	<ul style="list-style-type: none"> 2x 10GBase-T Ports Remote management via dedicated IPMI BMC 36x 3.5" Hot-swap SAS3 bays
Serverboard	SUPER● X11DPH-T	SUPER● X11SPH-nCTF
Chipset	Intel® C622 chipset	Intel® C622 chipset
System Memory (Max.)*	Up to 4TB 3DS ECC RDIMM, DDR4-2933MHz; Up to 4TB 3DS ECC LRDIMM, DDR4-2933MHz, in 16 DIMM slots; Up to 2TB Intel® Optane™ DC Persistent Memory in memory mode (Cascade Lake only);	Up to 512GB Registered ECC RDIMM, DDR4-2933MHz; Up to 2TB 3DS ECC LRDIMM, DDR4-2933MHz, in 8 DIMM slots
Expansion Slots	3 PCI-E 3.0 x16, 4 PCI-E 3.0 x8. Slot 2 & 3 occupied by controller and JBOD Expansion Port	1 PCI-E 3.0 x16 (x16 or x8), 1 PCI-E 3.0 x8 (x0 or x8), 1 PCI-E 3.0 x8, 1 PCI-E 3.0 x4 (in x8 slot)
Storage Controller	-E1CR116H: Broadcom 3108 SAS3 add-on controller card -E1CR116L: Broadcom 3008 SAS3 add-on controller card	Broadcom® 3008 SW controller with expander to support total 14x SATA/SAS3 (12Gbs) IR mode RAID 0,1,10; or 36x SATA/SAS3 (12Gbs) IT mode
Connectivity	Dual LAN with 10GBase-T with Intel® X557	2x 10GBase-T Ports
VGA/Audio	Aspeed AST2500 BMC	Aspeed AST2500 BMC
Management	Intel® Node Manager, IPMI2.0, NMI, SPM, SUM, SuperDoctor® 5, Watchdog	Intel® Node Manager, IPMI2.0, KVM with dedicated LAN, NMI, SPM, SUM, SuperDoctor® 5, Watchdog
Drive Bays	16x 3.5" hot-swap SAS3/SATA3 drive bays	Optional 2x2.5" NVMe/SATA rear drive kit" to "Peripheral Bays
Peripheral Bays	2x 2.5" rear hot-swap drive bays; 2 Optional onboard NVMe M.2 (up to 110mm)	2x 3.5" internal fixed drive bay or 4x 2.5" internal fixed drive bay, 2x M.2 Internal bays
Power Supply	1200W Titanium Level high-efficiency power supply	Redundant 1200W Platinum Level high-efficiency Power Supply
Cooling System	3x 8cm hot-swap redundant PWM cooling fans. 2x 8cm rear hot-swap exhaust PWM fan	7x 80mm high-performance fan;
Form Factor	3U 17.2" (437mm) x 5.2" (132mm) x 25.5" (647mm)	4U Rackmount 437 x 178 x 699mm (17.2" x 7" x 27.5")

* Please check with your Supermicro sales representative and website for compatibility and configuration details



4U UP SuperStorage

Applications storage, Archive and cold storage



X11 4U SuperStorage



MODEL	SSG-5049P-E1CR45H SSG-5049P-E1CR45L	SSG-6049P-E1CR24H SSG-6049P-E1CR24L
Processor Support	Intel® Xeon® Scalable Processors (Cascade Lake/Skylake). Single Socket P (LGA 3647) supported, CPU TDP support 165W	2nd Generation Intel® Xeon® Scalable Processors (Cascade Lake-SP), Intel® Xeon® Scalable Processors. Dual Socket P (LGA 3647) supported, CPU TDP support 205W, 3 UPI up to 10.4 GT/s
Key Applications	<ul style="list-style-type: none"> • Backup storage • Database Applications • Data Warehousing, Archiving • Cold Storage 	<ul style="list-style-type: none"> • Corporate Database • Data Center • Database Processing & Storage • Enterprise Server • HPC • iSCSI SAN • 24x 3.5" Hot-swap SAS3/SATA3 drive bays • Up to 205W CPU support • 16 DIMM support • Dual 10G BaseT • Dual JBOD Expansion Ports • 1200W Titanium Level high-efficiency power supply
Outstanding Features	<ul style="list-style-type: none"> • 45x 3.5" Drive in 4U Form Factor 	
Serverboard	SUPER● X11SPL-F	SUPER● X11DPH-T
Chipset	Intel® C621 chipset	Intel® C622 chipset
System Memory (Max.)*	Up to 2TB 3DS ECC RDIMM, DDR4-2933MHz; Up to 2TB 3DS ECC LRDIMM, DDR4-2933MHz, in 8 DIMM slots; Up to 1TB Intel Optane DC Persistent Memory in memory mode (Cascade Lake Only)	Up to 4TB 3DS ECC RDIMM, DDR4-2933MHz; Up to 4TB 3DS ECC LRDIMM, DDR4-2933MHz, in 16 DIMM slots; Up to 2TB Intel® Optane™ DC Persistent Memory in memory mode (Cascade Lake only);
Expansion Slots	2 PCI-E 3.0 x8 (in x16 slot), 4 PCI-E 3.0 x8, 1 PCI-E 3.0 x4 (in x8 slot)	3 PCI-E 3.0 x16, 4 PCI-E 3.0 x8. Slot 2 & 3 occupied by controller and JBOD Expansion Port
Storage Controller	-E1CR45H: AOC-S3108L-H8IR-P -E1CR45L: AOC-S3008L-L8E	-E1CR24H: Broadcom 3108 SAS3 add-on controller card -E1CR24L: Broadcom 3008 SAS3 add-on controller card
Connectivity	Dual LAN with 1GbE with Intel® I210	Dual LAN with 10GBase-T with Intel® X557
VGA/Audio	Aspeed AST2500 BMC	Aspeed AST2500 BMC
Management	Intel® Node Manager, IPMI2.0, KVM with dedicated LAN, NMI, SPM, SUM, SuperDoctor® 5, Watchdog	Intel® Node Manager, IPMI2.0, NMI, SPM, SUM, SuperDoctor® 5, Watchdog
Drive Bays	45x 3.5" SATA or SAS)+ 2x2.5"SATA (Rear)	24x 3.5" hot-swap SAS3/SATA3 drive bays
Peripheral Bays	2x 2.5"(SATA or NVMe w/AOC) option	2x 2.5" rear hot-swap SATA3 drive bays; 2 Optional onboard NVMe M.2 (up to 110mm)
Power Supply	1600W redundant power supply, Platinum level with PMBus & I ² C	1200W Titanium Level high-efficiency power supply
Cooling System	5x 80mm rear hot-swap exhaust PWM fan;	3x 8cm hot-swap redundant PWM cooling fans. 2x 8cm rear hot-swap exhaust PWM fan
Form Factor	4U Rackmount 437 x 178 x 660mm (17.2" x 7" x 26")	4U 17.2" (437mm) x 7" (178mm) x 26" (660mm)

* Please check with your Supermicro sales representative and website for compatibility and configuration details

X11 4U SuperStorage
36x 3.5" HDDs

4U Top-Loading Storage
45x 3.5" HDDs, 26" Short-Depth



MODEL	SSG-6049P-E1CR36H SSG-6049P-E1CR36L	SSG-6049P-E1CR45H SSG-6049P-E1CR45L
Processor Support	2nd Generation Intel® Xeon® Scalable Processors (Cascade Lake-SP), Intel® Xeon® Scalable Processors. Dual Socket P (LGA 3647) supported, CPU TDP support 205W, 3 UPI up to 10.4 GT/s	2nd Generation Intel® Xeon® Scalable Processors (Cascade Lake-SP), Intel® Xeon® Scalable Processors. Dual Socket P (LGA 3647) supported, CPU TDP support 205W, 3 UPI up to 10.4 GT/s
Key Applications	<ul style="list-style-type: none"> • Corporate Database • Data Center • Database Processing & Storage • Enterprise Server • HPC • iSCSI SAN 	<ul style="list-style-type: none"> • Corporate Database • Data Center • Database Processing & Storage • Enterprise Server • HPC • iSCSI SAN
Outstanding Features	<ul style="list-style-type: none"> • 36x 3.5" Hot-swap SAS3/SATA3 drive bays • Up to 205W CPU support • 16 DIMM support • Dual 10G BaseT • Dual JBOD Expansion Ports • 1200W Titanium Level high-efficiency power supply 	<ul style="list-style-type: none"> • 45x 3.5" Drive in 4U Form Factor • Supports Dual 205W Skylake CPU • 24 DIMM sockets • Support SIOM Card for Multiple IO Options
Serverboard	SUPER● X11DPH-T	SUPER● X11DSC+
Chipset	Intel® C622 chipset	Intel® C621 chipset
System Memory (Max.)*	Up to 4TB 3DS ECC RDIMM, DDR4-2933MHz; Up to 4TB 3DS ECC LRDIMM, DDR4-2933MHz, in 16 DIMM slots; Up to 2TB Intel® Optane™ DC Persistent Memory in memory mode (Cascade Lake only);	Up to 6TB 3DS ECC RDIMM, DDR4-2933MHz; Up to 6TB 3DS ECC LRDIMM, DDR4-2933MHz, in 24 DIMM slots; Up to 6TB Intel® Optane™ DC Persistent Memory in memory mode (Cascade Lake only).
Expansion Slots	3 PCI-E 3.0 x16, 4 PCI-E 3.0 x8. Slot 2 & 3 occupied by controller and JBOD Expansion Port	2 PCI-E 3.0 x16, 1 PCI-E 3.0 x8
Storage Controller	-E1CR36H: Broadcom 3108 SAS3 add-on controller card -E1CR36L: Broadcom 3008 SAS3 add-on controller card	-E1CR45H: Broadcom® 3108 SAS3 HW RAID controller -E1CR45L: Broadcom® 3008 IT Mode SAS Controller
Connectivity	Dual LAN with 10GBase-T with Intel® X557	SIOM Networking Card For Flexible Networking Options
VGA/Audio	Aspeed AST2500 BMC	Aspeed AST2500 BMC
Management	Intel® Node Manager, IPMI2.0, NMI, SPM, SUM, SuperDoctor® 5, Watchdog	Intel® Node Manager, IPMI (Intelligent Platform Management Interface) v2.0 with KVM support, KVM with dedicated LAN, NMI, SPM, SSM, SUM, SuperDoctor® 5, Watchdog
Drive Bays	36x 3.5" hot-swap SAS3/SATA3 drive bays	45x 3.5" hot-swap SAS/SATA drive bay with SES3
Peripheral Bays	2x 2.5" rear hot-swap SATA3 drive bays; 2 Optional onboard NVMe M.2 (up to 110m)	2x 2.5" hot-swap drive bay
Power Supply	1200W Titanium Level high-efficiency power supply	1600W Redundant Platinum Level high efficiency Power Supplies
Cooling System	7x 8cm high-performance PWM fans, air shroud	5x 80mm rear hot-swap exhaust PWM fan;
Form Factor	4U 17.2" (437mm) x 7" (178mm) x 27.5" (699mm)	4U Rackmount 17.2" (437mm) x 7" (178mm) x 26" (660mm)

* Please check with your Supermicro sales representative and website for compatibility and configuration details



4U Top-Loading Storage
60x 3.5 HDDs



Cold Storage
12x 3.5 Data Drives in 1U



MODEL	SSG-6049P-E1CR60H SSG-6049P-E1CR60L	SSG-5018A-AR12L
Processor Support	2nd Generation Intel® Xeon® Scalable Processors (Cascade Lake-SP), Intel® Xeon® Scalable Processors. Dual Socket P (LGA 3647) supported, CPU TDP support 205W, 3 UPI up to 10.4 GT/s	Intel® Atom® Processor C2750. Socket FCBGA1283 supported, CPU TDP support 20W
Key Applications	<ul style="list-style-type: none"> • Corporate Database • Data Center • Database Processing & Storage • Enterprise Server • HPC • iSCSI SAN 	<ul style="list-style-type: none"> • Storage Nodes
Outstanding Features	<ul style="list-style-type: none"> • 60x 3.5" Drive in 4U Form Factor • Supports Dual 205W Skylake CPU • 24 DIMM sockets • Support SIOM Card for Multiple IO Options 	<ul style="list-style-type: none"> • 1 PCI-E 2.0 x4 (in x8 slot) • 12x 3.5" data drives in 1U • Cost optimized • RAID: IT Mode only
Serverboard	SUPER● X11DSC+	SUPER● A1SA7-2750F
Chipset	Intel® C621 chipset	System on Chip chipset
System Memory (Max.)*	Up to 6TB 3DS ECC RDIMM, DDR4-2933MHz; Up to 6TB 3DS ECC LRDIMM, DDR4-2933MHz, in 24 DIMM slots; Up to 6TB Intel® Optane™ DC Persistent Memory in memory mode (Cascade Lake only).	64GB Unbuffered ECC/non-ECC UDIMM, DDR3-1600MHz, in 4 DIMM slots ,x8 data width
Expansion Slots	2 PCI-E 3.0 x16, 1 PCI-E 3.0 x8	1 PCI-E 2.0 x4 (LP, HL, in x8 slot)
Onboard Storage Controller	-E1CR60H: Broadcom® 3108 SAS3 HW RAID controller -E1CR60L: Broadcom® 3008 IT Mode SAS controller	IT Mode
Connectivity	SIOM Networking Card For Flexible Networking Options	N/A
VGA/Audio	Aspeed AST2500 BMC	Aspeed AST2400 BMC
Management	Intel® Node Manager, IPMI (Intelligent Platform Management Interface) v2.0 with KVM support, KVM with dedicated LAN, NMI, SPM, SSM, SUM, SuperDoctor® 5, Watchdog	IPMI2.0, NMI, SuperDoctor® 5, Watchdog
Drive Bays	60x 3.5"/2.5" hot-swap SAS3/SATA3 drive bays	12x 3.5" hot-swap HDD bays for server chassis
Peripheral Bays	2x 2.5" hot-swap SATA3 drive bays	SATADOM for OS drive
Power Supply	1600W Redundant Platinum Level high efficiency Power Supplies	1U 400W Redundant single output power supply, W/PMBus, gold level
Cooling System	5x 80mm rear hot-swap exhaust PWM fan;	6x 40x28mm PWM fan;
Form Factor	4U Rackmount 17.2" (437mm) x 7" (178mm) x 30.2" (767.08mm)	1U 17.2" (437mm) x 1.7" (43mm) x 32" (813mm)

* Please check with your Supermicro sales representative and website for compatibility and configuration details

Cost-Efficient Cold Storage
12x 3.5 HDDs in 1U

High-Density Cold Storage
12x 3.5 HDDs in 1U

High-Density Warm Storage
12x 3.5 HDDs in 1U



MODEL	SSG-5018D2-AR12L	SSG-5018D4-AR12L	SSG-5018D8-AR12L
Processor Support	Intel® Pentium® D 1508 Processor, SoC, 2 Core, 4 Thread 2.2 GHz (2.6 GHz Turbo), 25W	Intel® Xeon® Processor D 1518 Processor, SoC, 4 Core, 8 Thread 2.2 GHz (2.2 GHz Turbo), 35W	Intel® Xeon® Processor D 1537 Processor, SoC, 8 Core, 16 Thread 1.7 GHz (2.3 GHz Turbo), 35W
Key Applications	<ul style="list-style-type: none"> • Cold Storage • Data Warehousing, Archiving • Long Tail, Medical Records, Compliance Docs • Low Power Efficiency Appliance 	<ul style="list-style-type: none"> • Cold Storage • Archiving, Mail/Finance, Security • Scale-Out Density, VOD Delivery • Low Power Efficiency Appliance 	<ul style="list-style-type: none"> • Warm Storage • CDN, Business Hosting • OLTP/DB • Low Power Efficiency Appliance
Outstanding Features	<ul style="list-style-type: none"> • 12x Hot-Swap 3.5" SAS2/SATA3 bays (6 Gb/s) • Option 4x 2.5" internal HDD drives • Up to 128GB DDR4 2133MHz RDIMM or 64GB UDIMM • 2-Port 1G Base-T and 2-port 10G SFP+ Network Port • M.2 2242, 2280, 22110 PCI-E 3.0 x4 with M-key • IPMI 2.0 (dedicated LAN) with Virtual Media/KVM over LAN 	<ul style="list-style-type: none"> • 12x Hot-Swap 3.5" SAS2/SATA3 bays (6 Gb/s) • Option 4x 2.5" internal HDD drives • Up to 128GB DDR4 2133MHz RDIMM or 64GB UDIMM • 2-Port 1G Base-T and 2-port 10G SFP+ Network Port • M.2 2242, 2280, 22110 PCI-E 3.0 x4 with M-key • IPMI 2.0 (dedicated LAN) with Virtual Media/KVM over LAN 	<ul style="list-style-type: none"> • 12x Hot-Swap 3.5" SAS2/SATA3 bays (6 Gb/s) • Option 4x 2.5" internal HDD drives • Up to 128GB DDR4 2133MHz RDIMM or 64GB UDIMM • 2-Port 1G Base-T and 2-port 10G SFP+ Network Port • M.2 2242, 2280, 22110 PCI-E 3.0 x4 with M-key • IPMI 2.0 (dedicated LAN) with Virtual Media/KVM over LAN
Serverboard	SUPER● X10SDV-2C-7TP4F	SUPER● X10SDV-4C-7TP4F	SUPER● X10SDV-7TP4F
Chipset	Intel® Pentium® D 1508 SoC Processor	Intel® Xeon® Processor D 1518 SoC Processor	Intel® Pentium® D 1537 SoC Processor
System Memory (Max.)*	Up to 128GB DDR4 2133 MHz RDIMM or 64GB UDIMM	Up to 128GB DDR4 2133 MHz RDIMM or 64GB UDIMM	Up to 128GB DDR4 2133 MHz RDIMM or 64GB UDIMM
Expansion Slots	1 PCI-E 3.0 x8 full height	1 PCI-E 3.0 x8 full height	1 PCI-E 3.0 x8 full height
Onboard Storage Controller	Broadcom® 2116 (IT mode)	Broadcom® 2116 (IT mode)	Broadcom® 2116 (IT mode)
Connectivity	2x USB 3.0, 5x USB 2.0 port, VGA	2x USB 3.0, 5x USB 2.0 port, VGA	2x USB 3.0, 5x USB 2.0 port, VGA
VGA/Audio	Built-in VGA from Aspeed BMC	Built-in VGA from Aspeed BMC	Built-in VGA from Aspeed BMC
Management	IPMI 2.0 w/ dedicated LAN port & KVM; 4 Pin PWM Fan Speed control; TPM option; Thermal and voltage monitoring	IPMI 2.0 w/ dedicated LAN port & KVM; 4 Pin PWM Fan Speed control; TPM option; Thermal and voltage monitoring	IPMI 2.0 w/ dedicated LAN port & KVM; 4 Pin PWM Fan Speed control; TPM option; Thermal and voltage monitoring
Drive Bays	12x Hot-Swap 3.5" SAS2/SATA3 drive bays (6 Gb/s), Option 4x 2.5" internal HDD drives	12x Hot-Swap 3.5" SAS2/SATA3 drive bays (6 Gb/s), Option 4x 2.5" internal HDD drives	12x Hot-Swap 3.5" SAS2/SATA3 drive bays (6 Gb/s), Option 4x 2.5" internal HDD drives
Peripheral Bays	N/A	N/A	N/A
Power Supply	400W Redundant Gold Level power supplies	400W Redundant Gold Level power supplies	400W Redundant Gold Level power supplies
Cooling System	5x 4cm middle fan	5x 4cm middle fan	5x 4cm middle fan
Form Factor	1U rackmount 437 x 43 x 813mm (17.2" x 1.7" x 32")	1U rackmount 437 x 43 x 813mm (17.2" x 1.7" x 32")	1U rackmount 437 x 43 x 813mm (17.2" x 1.7" x 32")

* Please check with your Supermicro sales representative and website for compatibility and configuration details



2U Storage
3x Broadcom® 3108 HW controller
Low Latency



2U Storage
3x Broadcom® 3008 IT Mode controller
Low Latency



24-Bay 2U Storage
High Availability Storage Platform



MODEL	SSG-2028R-ACR24H	SSG-2028R-ACR24L	SSG-2028R-DE2CR24L
Processor Support	Dual Intel® Xeon® Processor E5-2600 v4/ v3 product families supported; QPI up to 9.6GT/s	Dual Intel® Xeon® Processor E5-2600 v4/ v3 product families supported; QPI up to 9.6GT/s	Redundant dual Intel® Xeon® Processor E5-2600 v4/v3 product families supported; QPI up to 9.6GT/s
Key Applications	<ul style="list-style-type: none"> High Performance NAS Servers Web Cache Corporate Database Database Processing & Storage HPC Large Database 	<ul style="list-style-type: none"> Corporate Database Database Processing & Storage HPC Large Database Web Cache 	<ul style="list-style-type: none"> High Availability Storage Appliance Platform
Outstanding Features	<ul style="list-style-type: none"> 145W CPU support 3 Broadcom® 3108 HW RAID controller Broadcom® SAS 3.0 (12Gbps) support 16 DIMM support DDR4-2133MHz 2x 10GBase-T Ports IPMI 2.0 + KVM with dedicated LAN 	<ul style="list-style-type: none"> 145W CPU support 3 Broadcom® 3008 HBA controller 16 DIMM support DDR4-2133MHz IPMI 2.0 + KVM with dedicated LAN SAS 3.0 (12Gbps) support 2x 10GBase-T Ports 	<ul style="list-style-type: none"> Redundant DP SBB supporting shared 24x 2.5" SAS HDD Intel® X540 Dual port 10GBase-T Dual JBOD Expansion Ports per node NV-DIMM support Up to 3 add-on cards per node Redundant 1200W Titanium Level redundant power supplies
Serverboard	SUPER● X10DRH-IT	SUPER● X10DRH-IT	Redundant SUPER● X10DRS-2U
Chipset	Intel® C612 Express chipset	Intel® C612 Express chipset	Redundant Intel® C612 chipset
System Memory (Max.)*	Up to 2TB ECC 3DS LRDIMM or RDIMM DDR4-2400MHz in 16 DIMM slots	Up to 2TB ECC 3DS LRDIMM or RDIMM DDR4-2400MHz in 16 DIMM slots	Redundant up to 1TB ECC 3DS LRDIMM or RDIMM DDR4-2400MHz in 8 DIMM slots
Expansion Slots	1 PCI-E 3.0 x16 6 PCI-E 3.0 x8	1 PCI-E 3.0 x16 6 PCI-E 3.0 x8	Redundant 3 PCI-E 3.0 x8 Low profile expansion slots per controller
Onboard Storage Controller	3 Broadcom® 3108 HW RAID controller	3 Broadcom® 3008 HBA controllers	Redundant Broadcom® 3008 SAS controller
Connectivity	Dual LAN with 10GBase-T with Intel® X540 10GbE Controller	Dual LAN with 10GBase-T with Intel® X540 10GbE Controller	Redundant dual LAN with 10GBase-T with Intel® X540 10GbE Controller per node 100M private Ethernet between controller nodes
VGA/Audio	AST2400 VGA	AST2400 VGA	Redundant AST2400 VGA
Management	Intel® Node Manager, SUM, SPM, SSM, SuperDoctor® 5, Watchdog	Intel® Node Manager, SUM, SPM, SSM, SuperDoctor® 5, Watchdog	Redundant IPMI 2.0 + KVM with dedicated LAN
Drive Bays	24x 2.5" hot-swap SAS3/SATA3 drive bay w/ full SES-II support	24x 2.5" hot-swap SAS3/SATA3 drive bay w/ full SES-II support	Shared 24x 2.5" hot-swap SAS drive bay with SES2
Peripheral Bays	Optional 2x 2.5" Rear Hot-Swap Drive Bays	Optional 2x 2.5" Rear Hot-Swap Drive Bays	N/A
Power Supply	Redundant 920W Platinum Level Digital high-efficiency power supplies	Redundant 920W Platinum Level Digital high-efficiency power supplies	Redundant 1200W Titanium Level high-efficiency power supplies with I ² C and PMBus
Cooling System	3x cooling fans	3x cooling fans	Redundant 4x 4cm PWM cooling fans per node
Form Factor	2U Rackmount	2U Rackmount	2U Rackmount 437 x 89 x 622mm (17.2" x 3.5" x 24.5")

* Please check with your Supermicro sales representative and website for compatibility and configuration details



SBB Storage
20x 2.5" NVMe drive bays



SBB Storage
24x 2.5" dual port NVMe drive bays



SBB Storage
40x 2.5" NVMe drive bays



MODEL	SSG-2028R-DN2R20L	SSG-2028R-DN2R24L	SSG-2028R-DN2R40L
Processor Support	Intel® Xeon® processor E5-2600 v3, Intel® Xeon® processor E5-2600 v4. Socket R3 (LGA 2011) supported, CPU TDP support Up to 145W	Intel® Xeon® processor E5-2600 v3/v4 with QPI up to 9.6GT/s	Intel® Xeon® processor E5-2600 v3 Intel® Xeon® processor E5-2600 v4 with UPI up to 9.6GT/s
Key Applications	<ul style="list-style-type: none"> Corporate Database Lustre HPC Virtualization 	<ul style="list-style-type: none"> Corporate Database Lustre HPC Virtualization High Availability Storage Appliance Platform 	<ul style="list-style-type: none"> Corporate Database Lustre HPC Virtualization
Outstanding Features	<ul style="list-style-type: none"> Dual port NVMe Support SIOM Card for Multiple IO Option 2000W High Efficiency (96%) Titanium Level Redundant Power Supplies 	<ul style="list-style-type: none"> Dual port NVMe Support SIOM Card for Multiple IO Option 2000W High Efficiency (96%) Titanium Level Redundant Power Supplies Redundant DP SBB supporting 24x U.2 dual port NVMe Shared storage between redundant controllers Node to node heartbeat/10G connectivity 	<ul style="list-style-type: none"> Dual port NVMe Support SIOM Card for Multiple IO Option 2000W High Efficiency (96%) Titanium Level Redundant Power Supplies
Serverboard	SUPER● X10DSN-TS	SUPER● X10DSN-TS	SUPER● X10DSN-TS
Chipset	Intel® C612 chipset	Intel® C612 chipset	Intel® C612 chipset
System Memory (Max.)*	1TB Registered ECC, DDR4-2133MHz in 16 DIMM slots	1TB Registered ECC, DDR4-2400/2133 MHz in 16 DIMM slots (per node)	1TB Registered ECC, DDR4-2133MHz in 16 DIMM slots
Expansion Slots	1 PCI-E 3.0 x16 HHHL; 1 PCI-E 3.0 x8 HHHL; 1 SIOM	1 PCI-E 3.0 x16 HHHL, 1 PCI-E 3.0 x8 HHHL, SIOM (per node)	1 PCI-E 3.0 x16 HHHL; 1 PCI-E 3.0 x8 HHHL; 1 SIOM
Onboard Storage Controller	Intel® C612 controller for 2 SATA3 (6 Gbps) ports;	Intel® C612 controller for 2 SATA3 (6 Gbps) ports (per node)	Intel® C612 controller for 2 SATA3 (6 Gbps) ports;
Connectivity	Dual LAN with Intel® X540 10GBase-T Ethernet Controller;	Dual LAN with Intel® X540 10GBase-T Ethernet Controller (per node)	Dual LAN with Intel® X540 10GBase-T Ethernet Controller;
VGA/Audio	1 VGA by Aspeed AST2400 BMC;	1 VGA by Aspeed AST2400 BMC	1 VGA by Aspeed AST2400 BMC;
Management	Intel® Node Manager; IPMI2.0; KVM with dedicated LAN; NMI;	Intel® Node Manager; IPMI2.0; KVM with dedicated LAN; NMI;	Intel® Node Manager; IPMI2.0; KVM with dedicated LAN; NMI;
Drive Bays	20x 2.5" NVMe drive bay	24x 2.5" dual port NVMe drive bay	40x 2.5" NVMe drive bay
Peripheral Bays	N/A	N/A	N/A
Power Supply	Redundant 2000W Redundant Titanium AC Power supply	Redundant 2000W Redundant Titanium AC Power supply	Redundant 2000W Redundant Titanium AC Power supply
Cooling System	5x 8cm high-performance PWM fans; N/A	5x 8cm high-performance PWM fans;	5x 8cm high-performance PWM fans; N/A
Form Factor	2U Rackmount 17.2" (437mm) x 3.5" (89mm) x 25.6" (650mm)	2U Rackmount 17.2" (437mm) x 3.5" (89mm) x 25.6" (650mm)	2U Rackmount 17.2" (437mm) x 3.5" (89mm) x 33.3" (846mm)

* Please check with your Supermicro sales representative and website for compatibility and configuration details



Super SBB Storage



2U Storage SAS3 HW RAID controller Storage Expandable



2U Storage SAS3 IT mode controller Storage Expandable



MODEL	SSG-2028R-DN2R48L	SSG-2028R-E1CR24H	SSG-2028R-E1CR24L
Processor Support	Intel® Xeon® processor E5-2600 V3 Intel® Xeon® processor E5-2600 V4 with UPI up to 9.6GT/s	Dual Intel® Xeon® Processor E5-2600 v4/v3 product families supported; QPI up to 9.6GT/s	Dual Intel® Xeon® Processor E5-2600 v4/v3 product families supported; QPI up to 9.6GT/s
Key Applications	<ul style="list-style-type: none"> Corporate Database Lustre HPC Virtualization High Availability Storage Appliance Platform 	<ul style="list-style-type: none"> Corporate Database Data Center Database Processing & Storage Enterprise Server HPC iSCSI SAN 	<ul style="list-style-type: none"> Corporate Database Data Center Database Processing & Storage Enterprise Server HPC iSCSI SAN
Outstanding Features	<ul style="list-style-type: none"> Dual port NVMe Support SIOM Card for Multiple IO Option 2000W High Efficiency (96%) Titanium Level Redundant Power Supplies Redundant DP SBB supporting 48x U.2 dual port NVMe Shared storage between redundant controllers Node to node heartbeat/10G connectivity 	<ul style="list-style-type: none"> Broadcom® 3108 SAS3 HW RAID controller 24x 2.5" Hot-swap SAS3 bays 145W CPU support 16 DIMM slots Dual 10GBase-T Dual JBOD Expansion Ports 920W Redundant Platinum Level high-efficiency 	<ul style="list-style-type: none"> Broadcom® 3008 SAS3 HBA controller 24x 2.5" Hot-swap SAS3 bays 145W CPU support 16 DIMM slots Dual 10GBase-T Ports Dual JBOD Expansion Ports 920W Redundant Platinum Level high-efficiency
Serverboard	SUPER● X10DSN-TS	SUPER● X10DRH-iT	SUPER● X10DRH-iT
Chipset	Intel® C612 chipset	Intel® C612 chipset	Intel® C612 chipset
System Memory (Max.)*	1TB Registered ECC, DDR4-2400/2133 MHz in 16 DIMM slots (per node)	Up to 2TB ECC 3DS LRDIMM or RDIMM DDR4-2400MHz in 16 DIMM slots	Up to 2TB ECC 3DS LRDIMM or RDIMM DDR4-2400MHz in 16 DIMM slots
Expansion Slots	1 PCI-E 3.0 x16 HHHL, 1 PCI-E 3.0 x8 HHHL, 1 SIOM (per node)	1 PCI-E 3.0 x16 6 PCI-E 3.0 x8 Slot 1 & 2 occupied by controller and JBOD expansion port	1 PCI-E 3.0 x16 6 PCI-E 3.0 x8 Slot 1 & 2 occupied by controller and JBOD expansion port
Onboard Storage Controller	Intel® C612 controller for 2 SATA3 (6 Gbps) ports (per node)	Broadcom® 3108 SAS3 HW RAID controller	Broadcom® 3008 SAS3 HBA controller
Connectivity	Dual LAN with Intel® X540 10GBase-T Ethernet Controller (per node)	Dual LAN with Intel® X540 10GBase-T Ethernet Controller	Dual LAN with Intel® X540 10GBase-T Ethernet Controller
VGA/Audio	1 VGA by Aspeed AST2400 BMC (per node)	AST2400 VGA	AST2400 VGA
Management	Intel® Node Manager; IPMI2.0; KVM with dedicated LAN; NMI;	IPMI 2.0 + KVM with dedicated LAN, Intel® Node Manager, SUM, SPM, SSM, SuperDoctor® 5, Watchdog	IPMI 2.0 + KVM with dedicated LAN, Intel® Node Manager, SUM, SPM, SSM, SuperDoctor® 5, Watchdog
Drive Bays	48x 2.5" dual port NVMe drive bay	24x 2.5" hot-swap SAS3/SATA3 drive bay; 2x 2.5" optional rear hot-swap drive bay	24x 2.5" hot-swap SAS3/SATA3 drive bay; 2x 2.5" optional rear hot-swap drive bay
Peripheral Bays	N/A	N/A	N/A
Power Supply	Redundant PWS-2K05A-1R	Redundant 1000W Titanium / 920W Platinum Level high-efficiency power supplies with iPC and PMBus	Redundant 1000W Titanium / 920W Platinum Level high-efficiency power supplies with iPC and PMBus
Cooling System	5x 8cm high-performance PWM fans;	3x 8cm hot-swap redundant PWM cooling fans	3x 8cm hot-swap redundant PWM cooling fans
Form Factor	2U Rackmount 17.2" (437mm) x 3.5" (89mm) x 33.3" (846mm)	2U Rackmount 437 x 89 x 630mm (17.2" x 3.5" x 24.8")	2U Rackmount 437 x 89 x 630mm (17.2" x 3.5" x 24.8")

* Please check with your Supermicro sales representative and website for compatibility and configuration details



2U Storage
SAS3 HW RAID controller
Storage Expandable



2U Simply Double Storage
48 Bay SAS3
Storage Expandable



2U Simply Double Storage
48 Bay SAS3
Storage Expandable



MODEL	SSG-2028R-E1CR24N	SSG-2028R-E1CR48N	SSG-2028R-E1CR48L
Processor Support	Dual Intel® Xeon® Processor E5-2600 v4/v3 product families supported; QPI up to 9.6GT/s	Dual Intel® Xeon® Processor E5-2600 v4/v3 product families supported; QPI up to 9.6GT/s	Dual Intel® Xeon® Processor E5-2600 v4/v3 product families supported; QPI up to 9.6GT/s
Key Applications	<ul style="list-style-type: none"> Corporate Database Data Center Database Processing & Storage Enterprise Server HPC iSCSI SAN 	<ul style="list-style-type: none"> Corporate Database Data Center Database Processing & Storage Enterprise Server HPC iSCSI SAN 	<ul style="list-style-type: none"> Corporate Database Data Center Database Processing & Storage Enterprise Server HPC iSCSI SAN
Outstanding Features	<ul style="list-style-type: none"> Broadcom® 3108 SAS3 HW RAID controller 24x 2.5" Hot-swap SAS3 bays 145W CPU support 24 DIMM slots Quad 10GBase-T Ports Dual JBOD Expansion Ports 920W Redundant Platinum Level high-efficiency 	<ul style="list-style-type: none"> 48x 2.5" Drive in 2U Form Factor -E1CR48N: Broadcom® 3108 SAS3 HW RAID controller; 24 DIMM sockets Support SIOM Card for Multiple IO Option Redundant 1600W Titanium Level high-efficiency power supplies 	<ul style="list-style-type: none"> 48x 2.5" Drive in 2U Form Factor -E1CR48L: Broadcom® 3008 SAS3 HBA controller Supports dual 145W CPU 24 DIMM sockets Support SIOM Card for Multiple IO Option Redundant 1600W Titanium Level high-efficiency power supplies
Serverboard	SUPER● X10DRI-T4+	SUPER● X10DSC+	SUPER● X10DSC+
Chipset	Intel® C612 chipset	Intel® C612 chipset	Intel® C612 chipset
System Memory (Max.)*	Up to 3TB ECC 3DS LRDIMM or RDIMM DDR4-2400MHz in 24 DIMM slots	Up to 3TB ECC 3DS LRDIMM or RDIMM DDR4-2400MHz in 24 DIMM slots	Up to 3TB ECC 3DS LRDIMM or RDIMM DDR4-2400MHz in 24 DIMM slots
Expansion Slots	2 PCI-E 3.0 x16 3 PCI-E 3.0 x8 1 PCI-E 3.0 x4 (in x8) Slot 3 & 4 occupied by controller and JBOD expansion port	2 PCI-E 3.0 x16 1 PCI-E 3.0 x8	2 PCI-E 3.0 x16 1 PCI-E 3.0 x8
Onboard Storage Controller	Broadcom® 3108 SAS3 HW RAID controller	Broadcom® 3108 SAS3 HW RAID controller	Broadcom® 3008 SAS3 HBA controller
Connectivity	Quad LAN with Intel® X540 10GBase-T Ethernet Controller	SIOM card for multiple IO option.	SIOM card for multiple IO option.
VGA/Audio	AST2400 VGA	AST2400 VGA	AST2400 VGA
Management	IPMI 2.0 + KVM with dedicated LAN, Intel® Node Manager, SUM, SPM, SSM, SuperDoctor® 5, Watchdog	IPMI 2.0 + KVM with dedicated LAN, Intel® Node Manager, SUM, SPM, SSM, SuperDoctor® 5, Watchdog	IPMI 2.0 + KVM with dedicated LAN, Intel® Node Manager, SUM, SPM, SSM, SuperDoctor® 5, Watchdog
Drive Bays	24x 2.5" hot-swap SAS3/SATA3 drive bay; optional 2x 2.5" internal fixed drive bay	48x 2.5" hot-swap SAS3/SATA3 drive bays; Optional 4x NVMe hybrid drive bay support (44x 2.5" +4x NVMe)	48x 2.5" hot-swap SAS3/SATA3 drive bays; Optional 4x NVMe hybrid drive bay support (44x 2.5" +4x NVMe)
Peripheral Bays	N/A	Optional 2x 2.5" rear drive tray to support quad rear 2.5" drives	Optional 2x 2.5" rear drive tray to support quad rear 2.5" drives
Power Supply	Redundant 1000W Titanium / 920W Platinum Level high-efficiency power supplies with I ² C and PMBus	1600W Redundant Titanium Level high-efficiency power supplies with I ² C & PMBus	1600W Redundant Titanium Level high-efficiency power supplies with I ² C & PMBus
Cooling System	3x 8cm hot-swap redundant PWM cooling fans	5x 8cm hot-swap redundant PWM cooling fans	5x 8cm hot-swap redundant PWM cooling fans
Form Factor	2U Rackmount 437 x 89 x 630mm (17.2" x 3.5" x 24.8")	2U Rackmount 437 x 89 x 767mm (17.2" x 3.5" x 30.2"); With Cable Management Arm installed: 35.2" (895mm)	2U Rackmount 437 x 89 x 767mm (17.2" x 3.5" x 30.2"); With Cable Management Arm installed: 35.2" (895mm)

* Please check with your Supermicro sales representative and website for compatibility and configuration details



2U Simply Double Storage
48 Bay NVMe Drive



2U UP Storage
SAS 3.0, 12x 3.5" hot-swap HDDs



MODEL	SSG-2028R-NR48N	SSG-5028R-E1CR12L
Processor Support	Dual Intel® Xeon® Processor E5-2600 v4/v3 product families supported; QPI up to 9.6GT/s	Single Intel® Xeon® Processor E5-2600 v4/v3 product families supported; QPI up to 9.6GT/s
Key Applications	<ul style="list-style-type: none"> • Corporate Database • Data Center • Database Processing & Storage • Enterprise Server • HPC • iSCSI SAN 	<ul style="list-style-type: none"> • Connectivity/Storage Computer Nodes • Application and data serving • High Availability Storage Appliance Platform
Outstanding Features	<ul style="list-style-type: none"> • 48x 2.5" NVMe Drive in 2U Form Factor • Supports dual 145W CPU • 24 DIMM sockets • Support SIOM Card for Multiple IO Option • Redundant 1600W Titanium Level high-efficiency power supplies 	<ul style="list-style-type: none"> • Broadcom® 3008 controller onboard • Remote management via dedicated IPMI BMC • 12x 3.5" hot-swap SAS3 drive bays • Dual JBOD expansion ports
Serverboard	SUPER● X10DSC+	SUPER● X10SRH-CLN4F
Chipset	Intel® C612 chipset	Intel® C612 Express chipset
System Memory (Max.)*	Up to 3TB ECC 3DS LRDIMM or RDIMM DDR4-2400MHz in 24 DIMM slots	Up to 1TB ECC 3DS LRDIMM or RDIMM DDR4-2400MHz in 8 DIMM slots
Expansion Slots	2 PCI-E 3.0 x16 1 PCI-E 3.0 x8 Slot 3 occupied by NVMe AOC	4x PCI-E 3.0 (x8/4, x16/8, x8) + 2x PCI-E 2.0 (x8/4, x4/2); Slot 1 occupied by JBOD expansion port
Onboard Storage Controller	Onboard NVMe controller	Broadcom® 3008 onboard controller IR mode
Connectivity	SIOM card for multiple IO option.	4x GbE port, 1x dedicated IPMI port
VGA/Audio	AST2400 VGA	AST2400 VGA
Management	IPMI 2.0 + KVM with dedicated LAN, Intel® Node Manager, SUM, SPM, SSM, SuperDoctor® 5, Watchdog	IPMI 2.0 + KVM with dedicated LAN, Intel® Node Manager, SUM, SPM, SSM, SuperDoctor® 5, Watchdog
Drive Bays	48x 2.5" hot-swap NVMe drive bays	12x 3.5" Hot-swap SAS3 Drive Bays 2x 2.5" optional hot-swap drive bays
Peripheral Bays	2x 2.5" rear hot-swap drive bays	N/A
Power Supply	1600W Redundant Titanium Level high-efficiency power supplies with i²C & PMBus	Redundant 920W Platinum Level Digital high-efficiency power supplies
Cooling System	5x 8cm hot-swap redundant PWM cooling fans	3x cooling fans
Form Factor	2U 17.2" (437mm) x 3.5" (89mm) x 30" (684mm)	2U Rackmount 437 x 89 x 648mm (17.2"x3.5"x25.6")

* Please check with your Supermicro sales representative and website for compatibility and configuration details



MODEL	SSG-6028R-E1CR12H SSG-6028R-E1CR12L	SSG-6028R-E1CR12N	SSG-6028R-E1CR12T
Processor Support	Dual Intel® Xeon® Processor E5-2600 v4/v3 product families supported; QPI up to 9.6GT/s	Dual Intel® Xeon® Processor E5-2600 v4/v3 product families supported; QPI up to 9.6GT/s	Dual Intel® Xeon® Processor E5-2600 v4/v3 product families supported; QPI up to 9.6GT/s
Key Applications	<ul style="list-style-type: none"> • Corporate Database • Data Center • Database Processing & Storage • Enterprise Server • HPC • iSCSI SAN 	<ul style="list-style-type: none"> • Corporate Database • Data Center • Database Processing & Storage • Enterprise Server • HPC • iSCSI SAN 	<ul style="list-style-type: none"> • Corporate Database • Data Center • Database Processing & Storage • Enterprise Server • HPC • iSCSI SAN
Outstanding Features	<ul style="list-style-type: none"> • -E1CR12H: Broadcom® 3108 SAS3 HW RAID controller • -E1CR12L: Broadcom® 3008 SAS3 HBA controller • 12x 3.5" SAS3/SATA3 drive bays • 145W CPU support • 16 DIMM slots • Dual 10G BaseT • Dual JBOD Expansion Ports • Redundant 920W Platinum Level high efficiency power supplies 	<ul style="list-style-type: none"> • Broadcom® 3108 SAS3 HW RAID controller • 12x 3.5" SAS3/SATA3 drive bays • 145W CPU support • 24 DIMM slots • 4x 10G BaseT • Dual JBOD Expansion Ports • Redundant 920W Platinum Level high efficiency power supplies 	<ul style="list-style-type: none"> • Onboard Broadcom® 3108 SAS3 HW RAID controller • 12x 3.5" hot-swap SAS3/SATA3 drive bays • Supports dual 145W CPU • Supports 16 DIMM DDR4 up to 2133MHz • Dual 10G BaseT • Redundant 920W Platinum Level (94%+) Power Supplies
Serverboard	SUPER● X10DRH-iT	SUPER● X10DRi-T4+	SUPER● X10DRH-CT
Chipset	Intel® C612 chipset	Intel® C612 chipset	Intel® C612 chipset
System Memory (Max.)*	Up to 2TB ECC 3DS LRDIMM or RDIMM DDR4-2400MHz in 16 DIMM slots	Up to 3TB ECC 3DS LRDIMM or RDIMM DDR4-2400MHz in 24 DIMM slots	Up to 2TB ECC 3DS LRDIMM or RDIMM DDR4-2400MHz in 16 DIMM slots
Expansion Slots	1 PCI-E 3.0 x16 6 PCI-E 3.0 x8 Slot 1 & 2 occupied by controller and JBOD expansion port	2 PCI-E 3.0 x16 3 PCI-E 3.0 x8 1 PCI-E 3.0 x4 (in x8) Slot 3 & 4 occupied by controller and JBOD expansion port	1 PCI-E 3.0 x16 6 PCI-E 3.0 x8
Onboard Storage Controller	-E1CR12H: Broadcom® 3108 SAS3 HW RAID controller -E1CR12L: Broadcom® 3008 SAS3 HBA controller	Broadcom® 3108 SAS3 HW RAID controller card	Broadcom® 3108 SAS3 onboard controller card
Connectivity	Dual LAN with Intel® X540 10GBase-T Ethernet Controller	Quad LAN with Intel® X540 10GBase-T Ethernet Controller	Dual 10GBase-T with Intel® X540 10GbE Controller
VGA/Audio	AST2400 VGA	AST2400 VGA	AST2400 VGA
Management	IPMI 2.0 + KVM with dedicated LAN, Intel® Node Manager, SUM, SPM, SSM, SuperDoctor® 5, Watchdog	IPMI 2.0 + KVM with dedicated LAN, Intel® Node Manager, SUM, SPM, SSM, SuperDoctor® 5, Watchdog	IPMI 2.0 + KVM with dedicated LAN, Intel® Node Manager, SUM, SPM, SSM, SuperDoctor® 5, Watchdog
Drive Bays	12x 3.5" hot-swap SAS3/SATA3 drive bay; Optional 4x NVMe hybrid drive bay support (8x 3.5" + 4x NVMe); 2x 2.5" optional rear hot-swap drive bay	12x 3.5" hot-swap SAS3/SATA3 drive bay; optional 2x 2.5" internal fixed drive bay	12x 3.5" hot-swap SAS3/SATA3 drive bay; Optional 4x NVMe hybrid drive bay support (8x 3.5" + 4x NVMe)
Peripheral Bays	N/A	N/A	2x 2.5" optional rear hot-swap drive bay
Power Supply	920W Redundant Platinum Level high-efficiency power supplies with I ² C & PMBus	920W Redundant Platinum Level high-efficiency power supplies with I ² C & PMBus	920W Redundant Platinum Level high-efficiency power supplies with I ² C & PMBus
Cooling System	3x 8cm hot-swap redundant PWM cooling fans	3x 8cm hot-swap redundant PWM cooling fans	3x 8cm hot-swap redundant PWM cooling fans
Form Factor	2U Rackmount 437 x 89 x 647mm (17.2" x 3.5" x 25.5")	2U Rackmount 437 x 89 x 647mm (17.2" x 3.5" x 25.5")	2U Rackmount 437 x 89 x 647mm (17.2" x 3.5" x 25.5")

* Please check with your Supermicro sales representative and website for compatibility and configuration details



2U Simply Double Storage

24 Bay SAS3 w/IT Mode
Storage Expandable



3U Storage

SAS3 HW/IT mode controller
Storage Expandable



3U Storage

HW SAS3 controller
Storage Expandable



MODEL	SSG-6028R-E1CR24L	SSG-6038R-E1CR16H SSG-6038R-E1CR16L	SSG-6038R-E1CR16N
Processor Support	Dual Intel® Xeon® Processor E5-2600 v4/v3 product families supported; QPI up to 9.6GT/s	Dual Intel® Xeon® Processor E5-2600 v4/v3 product families supported; QPI up to 9.6GT/s	Dual Intel® Xeon® Processor E5-2600 v4/v3 product families supported; QPI up to 9.6GT/s
Key Applications	<ul style="list-style-type: none"> Corporate Database Data Center Database Processing & Storage Enterprise Server HPC iSCSI SAN 	<ul style="list-style-type: none"> Corporate Database Data Center Database Processing & Storage Enterprise Server HPC iSCSI SAN 	<ul style="list-style-type: none"> Corporate Database Data Center Database Processing & Storage Enterprise Server HPC iSCSI SAN
Outstanding Features	<ul style="list-style-type: none"> 24x 3.5" Drive in 2U Form Factor Broadcom® 3008 SAS3 HBA controller Supports dual 145W CPU 24 DIMM sockets Support SIOM Card for Multiple IO Option Redundant 1600W Titanium Level high-efficiency power supplies 	<ul style="list-style-type: none"> 16x 3.5" Hot-swap SAS3 drive bays 130W CPU support 16 DIMM slots Dual 10G BaseT Dual JBOD Expansion Ports 920W Platinum Level high efficiency power supply 	<ul style="list-style-type: none"> Broadcom® 3108 SAS3 HW RAID controller 16x 3.5" SAS3/SATA3 drive bays 130W CPU support 24 DIMM slots 4 x 10G BaseT Dual JBOD Expansion Ports 920W Platinum Level high efficiency power supply
Serverboard	SUPER® X10DSC+	SUPER® X10DRH-IT	SUPER® X10DRi-T4+
Chipset	Intel® C612 chipset	Intel® C612 chipset	Intel® C612 chipset
System Memory (Max.)*	Up to 3TB ECC 3DS LRDIMM or RDIMM DDR4-2400MHz in 24 DIMM slots	Up to 2TB ECC 3DS LRDIMM or RDIMM DDR4-2400MHz in 16 DIMM slots	Up to 3TB ECC 3DS LRDIMM or RDIMM DDR4-2400MHz in 24 DIMM slots
Expansion Slots	2 PCI-E 3.0 x16 1 PCI-E 3.0 x8	1 PCI-E 3.0 x16, 6 PCI-E 3.0 x8, Slot 1 & 2 occupied by controller and JBOD Expansion Port	2 PCI-E 3.0 x16, 3 PCI-E 3.0 x8, 1 PCI-E 3.0 x4 (in x8) Slot 3 & 4 occupied by controller and JBOD Expansion Port
Onboard Storage Controller	Broadcom® 3008 SAS3 HBA controller	-E1CR16H: Broadcom® 3108 SAS3 HW RAID controller; -E1CR16L: Broadcom® 3008 SAS3 HBA controller	Broadcom® 3108 SAS3 HW RAID controller
Connectivity	SIOM card for multiple IO option	Dual LAN with 10GBase-T with Intel® X540 10GbE Controller	Quad LAN with Intel® X540 10GBase-T Ethernet Controller
VGA/Audio	1 VGA, 1 Aspeed AST2400 BMC	AST2400 VGA	AST2400 VGA
Management	Intel® Node Manager, IPMI2.0, NMI, SPM, SUM, SuperDoctor® 5, Watchdog	IPMI 2.0 + KVM with dedicated LAN, Intel® Node Manager, SUM, SPM, SSM, SuperDoctor® 5, Watchdog	IPMI 2.0 + KVM with dedicated LAN, Intel® Node Manager, SUM, SPM, SSM, SuperDoctor® 5, Watchdog
Drive Bays	24x 3.5" hot-swap drive bay; Optional 4x NVMe hybrid drive bay support (20x 3.5" +4x NVMe)	16x 3.5" hot-swap SAS3/SATA3 drive bay; 2x 2.5" optional rear hot-swap drive bay	16x 3.5" hot-swap SAS3/SATA3 drive bay; 2x 2.5" optional rear hot-swap drive bay
Peripheral Bays	Optional 2x 2.5" rear drive bay to support quad rear 2.5" drives	1 optional Slim DVD-ROM bay	1 optional Slim DVD-ROM bay
Power Supply	1600W Redundant Titanium Level high-efficiency power supplies with I ² C & PMBus	920W Redundant Platinum Level high-efficiency power supplies with I ² C & PMBus	920W Redundant Platinum Level high-efficiency power supplies with I ² C & PMBus
Cooling System	5x 8cm hot-swap redundant PWM cooling fans	3x 8cm hot-swap redundant PWM cooling fans. 2x 80mm rear hot-swap exhaust PWM fan	3x 8cm hot-swap redundant PWM cooling fans. 2x 80mm rear hot-swap exhaust PWM fan
Form Factor	2U Rackmount 437 x 89 x 863.6mm (17.2" x 3.5" x 34"); With Cable Management Arm installed: 41" (1041.4mm)	3U Rackmount 437 x 132 x 647mm (17.2" x 5.2" x 25.5")	3U Rackmount 437 x 132 x 647mm (17.2" x 5.2" x 25.5")

* Please check with your Supermicro sales representative and website for compatibility and configuration details



4U UP Storage
SAS 3.0,
36x 3.5" hot-swap HDDs



4U Storage
SAS3HW/IT mode controller,
Storage Expandable



4U Storage
HW SAS3 controller,
Storage Expandable



MODEL	SSG-5048R-E1CR36L	SSG-6048R-E1CR24H SSG-6048R-E1CR24L	SSG-6048R-E1CR24N
Processor Support	Intel® Xeon® Processor E5-2600 v4/v3 product families supported; QPI up to 9.6GT/s	Dual Intel® Xeon® Processor E5-2600 v4/v3 product families supported; QPI up to 9.6GT/s	Dual Intel® Xeon® Processor E5-2600 v4/v3 product families supported; QPI up to 9.6GT/s
Key Applications	<ul style="list-style-type: none"> Connectivity/Storage Computer Nodes Database Processing & Storage 	<ul style="list-style-type: none"> Corporate Database Data Center Database Processing & Storage Enterprise Server HPC iSCSI SAN 	<ul style="list-style-type: none"> Corporate Database Data Center Database Processing & Storage Enterprise Server HPC iSCSI SAN
Outstanding Features	<ul style="list-style-type: none"> Broadcom® 3008 SAS3 HBA controller onboard Remote management via dedicated IPMI BMC 36x 3.5" Hot-swap SAS3 bays External port for JBOD connect 	<ul style="list-style-type: none"> 24x 3.5" Hot-swap SAS3 bays 145W CPU support 16 DIMM slots Dual 10G BaseT Dual JBOD Expansion Ports 920W Platinum Level redundant high-efficiency power supplies 	<ul style="list-style-type: none"> Broadcom® 3108 SAS3 HW RAID controller 24x 3.5" Hot-swap SAS3 bays 145W CPU support 24 DIMM slots 4x 10G BaseT Dual JBOD Expansion Ports 920W Platinum Level redundant high-efficiency power supplies
Serverboard	SUPER● X10SRH-CLN4F	SUPER● X10DRH-IT	SUPER● X10DRI-T4+
Chipset	Intel® C612 Express chipset	Intel® C612 chipset	Intel® C612 chipset
System Memory (Max.)*	Up to 1TB ECC 3DS LRDIMM or RDIMM DDR4-2400MHz in 8 DIMM slots	Up to 2TB ECC 3DS LRDIMM or RDIMM DDR4-2400MHz in 16 DIMM slots	Up to 3TB ECC 3DS LRDIMM or RDIMM DDR4-2400MHz in 24 DIMM slots
Expansion Slots	4x PCI-E 3.0 (x8/4, x16/8, x8) + 2x PCI-E 2.0 (x8/4, x4/2)	1 PCI-E 3.0 x16, 6 PCI-E 3.0 x8; Slot 1 & 2 occupied by controller and JBOD Expansion Port	2 PCI-E 3.0 x16, 3 PCI-E 3.0 x8, 1 PCI-E 3.0 x4 (in x8); Slot 3 & 4 occupied by controller and JBOD Expansion Port
Onboard Storage Controller	Broadcom® 3008 SAS3 HBA controller onboard	-E1CR24H: Broadcom® 3108 SAS3 HW RAID controller; -E1CR24L: Broadcom® 3008 SAS3 HBA controller	Broadcom® 3108 SAS3 HW RAID controller
Connectivity	4x GbE port, 1x dedicated IPMI port	Dual LAN with 10GBase-T with Intel® X540 10GbE Controller	Quad LAN with Intel® X540 10GBase-T Ethernet Controller
VGA/Audio	AST2400 VGA	AST2400 VGA	AST2400 VGA
Management	IPMI 2.0 + KVM with dedicated LAN, Intel® Node Manager, SUM, SPM, SSM, SuperDoctor® 5, Watchdog	IPMI 2.0 + KVM with dedicated LAN, Intel® Node Manager, SUM, SPM, SSM, SuperDoctor® 5, Watchdog	IPMI 2.0 + KVM with dedicated LAN, Intel® Node Manager, SUM, SPM, SSM, SuperDoctor® 5, Watchdog
Drive Bays	36x 3.5" Hot-swap SAS3 bays; 2x 2.5" optional rear hot-swap drive bays	24x 3.5" hot-swap SAS3/SATA3 drive bay; 2x 2.5" optional rear hot-swap drive bay	24x 3.5" hot-swap SAS3/SATA3 drive bay, 2x 2.5" optional rear hot-swap drive bay
Peripheral Bays	N/A	N/A	N/A
Power Supply	1280W Redundant Platinum Level high-efficiency power supplies with I ² C & PMBus	920W Redundant Platinum Level high-efficiency power supplies with I ² C & PMBus	920W Redundant Platinum Level high-efficiency power supplies with I ² C & PMBus
Cooling System	7x 80mm middle cooling fans	3x 8cm hot-swap redundant PWM cooling fans. 2x 80mm rear hot-swap exhaust PWM fan	3x 8cm hot-swap redundant PWM cooling fans. 2x 80mm rear hot-swap exhaust PWM fan
Form Factor	4U Rackmount 437 x 178 x 699mm (17.2" x 7" x 27.5")	4U Rackmount 437 x 178 x 673mm (17.2"x7"x26.5")	4U Rackmount 437 x 178 x 673mm (17.2"x7"x26.5")

* Please check with your Supermicro sales representative and website for compatibility and configuration details



4U Storage
High Availability Storage Platform



4U Storage
HW SAS3 controller,
Storage Expandable



4U Storage
HW SAS3 controller,
Storage Expandable



MODEL	SSG-6048R-DE2CR24L	SSG-6048R-E1CR36H SSG-6048R-E1CR36L	SSG-6048R-E1CR36N
Processor Support	Redundant dual Intel® Xeon® Processor E5-2600 v4/v3 product families supported; QPI up to 9.6GT/s	Dual Intel® Xeon® Processor E5-2600 v4/v3 product families supported; QPI up to 9.6GT/s	Dual Intel® Xeon® Processor E5-2600 v4/v3 product families supported; QPI up to 9.6GT/s
Key Applications	<ul style="list-style-type: none"> High Availability Storage Appliance Platform 	<ul style="list-style-type: none"> Corporate Database Data Center Database Processing & Storage Enterprise Server HPC iSCSI SAN 	<ul style="list-style-type: none"> Corporate Database Data Center Database Processing & Storage Enterprise Server HPC iSCSI SAN
Outstanding Features	<ul style="list-style-type: none"> Redundant DP SBB supporting shared 24x 3.5" HDD Intel® X540 Dual port 10GBase-T Dual JBOD expansion ports per node NV-DIMM support Up to 3 add-on cards per node Titanium Level power supplies 	<ul style="list-style-type: none"> Broadcom® 3108 SAS3 HW RAID controller 1280W Platinum Level redundant high-efficiency power supplies 145W CPU support 36x 3.5" Hot-swap SAS3 bays Dual JBOD Expansion Ports Dual 10G BaseT 16 DIMM slots 	<ul style="list-style-type: none"> Broadcom® 3108 SAS3 HW RAID controller 145W CPU support 24 DIMM slots 36x 3.5" Hot-swap SAS3 bays Dual JBOD Expansion Ports 4x 10GBase-T Ports 1280W Platinum Level redundant high-efficiency power supplies
Serverboard	Redundant SUPER● X10DRS-4U	SUPER● X10DRH-iT	SUPER● X10DRi-T4+
Chipset	Redundant Intel® C612 chipset	Intel® C612 chipset	Intel® C612 chipset
System Memory (Max.)*	Redundant up to 1TB ECC 3DS LRDIMM or RDIMM DDR4-2400MHz in 8 DIMM slots	Up to 2TB ECC 3DS LRDIMM or RDIMM DDR4-2400MHz in 16 DIMM slots	Up to 3TB ECC 3DS LRDIMM or RDIMM DDR4-2400MHz in 24 DIMM slots
Expansion Slots	Redundant 3 PCI-E 3.0 x8 (1x HHHL, 2x LPHL) expansion slots per controller	1 PCI-E 3.0 x16 6 PCI-E 3.0 x8 Slot 1 & 2 occupied by controller and JBOD Expansion Port	2 PCI-E 3.0 x16, 3 PCI-E 3.0 x8, 1 PCI-E 3.0 x4 (in x8) Slot 3 & 4 occupied by controller and JBOD Expansion Port
Onboard Storage Controller	Redundant Broadcom® 3008 SAS controller	-E1CR36H: Broadcom® 3108 SAS3 HW RAID controller -E1CR36L: Broadcom® 3008 SAS3 HBA controller	Broadcom® 3108 SAS3 HW RAID controller
Connectivity	Redundant dual LAN with 10GBase-T with Intel® X540 10GbE Controller per node; 100M private Ethernet between controller nodes	Dual LAN with 10GBase-T with Intel® X540 10GbE Controller	Quad LAN with Intel® X540 10GBase-T Ethernet Controller
VGA/Audio	Redundant AST2400 VGA	AST2400 VGA	AST2400 VGA
Management	Redundant IPMI 2.0 + KVM with dedicated LAN	IPMI 2.0 + KVM with dedicated LAN, Intel® Node Manager, SUM, SPM, SSM, SuperDoctor® 5, Watchdog	IPMI 2.0 + KVM with dedicated LAN, Intel® Node Manager, SUM, SPM, SSM, SuperDoctor® 5, Watchdog
Drive Bays	Shared 24x 3.5" hot-swap SAS drive bay with SES2	36x 3.5" hot-swap SAS3/SATA3 drive bays; 2x 2.5" optional rear hot-swap drive bays; 4x 2.5" internal fixed drive bays; Optional 4x NVMe hybrid drive bay support (32x 3.5" + 4x NVMe)	36x 3.5" hot-swap SAS3/SATA3 drive bay; 4x 2.5" internal fixed drive bay
Peripheral Bays	N/A	N/A	N/A
Power Supply	Redundant 1600W Titanium Level high-efficiency power supplies with I ² C & PMBus	1280W Redundant Platinum Level high-efficiency power supplies with I ² C & PMBus	1280W Redundant Platinum Level high-efficiency power supplies with I ² C & PMBus
Cooling System	Redundant 2x 4cm PWM cooling fans and 4x 8cm system PWM cooling fans	7x 8cm high-performance PWM fans, air shroud	7x 8cm high-performance PWM fans, air shroud
Form Factor	4U Rackmount 437 x 178 x 648mm (17.2"x7"x25.5")	4U Rackmount 437 x 178 x 699mm (17.2" x 7" x 27.5")	4U Rackmount 437 x 178 x 699mm (17.2"x7"x27.5")

* Please check with your Supermicro sales representative and website for compatibility and configuration details



4U Storage
Capacity Maximized
Top-Loading 45 Bay



4U Storage
60x 3.5" SAS3 Drive Bays,
w/IT mode controller, Storage Expandable



4U Storage
60x 3.5" SAS3 Drive Bays,
w/IT mode controller, Storage Expandable



MODEL	SSG-6048R-E1CR45L	SSG-6048R-E1CR60L	SSG-6048R-E1CR60N
Processor Support	Intel® Xeon® processor E5-2600 V3 Intel® Xeon® processor E5-2600 V4 with QPI up to Dual 8.0GT/s	Dual Intel® Xeon® Processor E5-2600 v4/v3 product families supported; QPI up to 9.6GT/s; Supports up to 160W	Dual Intel® Xeon® Processor E5-2600 v4/v3 product families supported; QPI up to 9.6GT/s; Supports up to 160W
Key Applications	<ul style="list-style-type: none"> • Corporate Database • Data Center • Database Processing & Storage • Enterprise Server • HPC • iSCSI SAN 	<ul style="list-style-type: none"> • Corporate Database • Data Center • Database Processing & Storage • Enterprise Server • HPC • iSCSI SAN 	<ul style="list-style-type: none"> • Corporate Database • Data Center • Database Processing & Storage • Enterprise Server • HPC • iSCSI SAN
Outstanding Features	<ul style="list-style-type: none"> • 45x 3.5" Drive in 4U Form Factor • Supports up to Dual 160W Broadwell CPU • 24 DIMM sockets • Optional 6x NVMe drive bay • Support SIOM Card for Multiple IO Option • -H: Broadcom® 3108 SAS3 controller • -L: Broadcom® 3008 SAS3 controller; RAID 0, 1, 10 	<ul style="list-style-type: none"> • 60x 3.5" Drive in 4U Form Factor • Broadcom® 3008 SAS3 HBA controller • Supports dual 145W CPU • 24 DIMM sockets • Support SIOM Card for Multiple IO Option • Redundant 2000W Titanium Level high-efficiency power supplies • LCD screen 	<ul style="list-style-type: none"> • 60x 3.5" Drive in 4U Form Factor • Broadcom® 3108 SAS3 HW RAID controller • Supports dual 145W CPU • 24 DIMM sockets • Support SIOM Card for Multiple IO Option • Redundant 2000W Titanium Level high-efficiency power supplies • LCD screen
Serverboard	SUPER● X10DSC+	SUPER● X10DSC+	SUPER● X10DSC+
Chipset	Intel® C624 chipset	Intel® C612 chipset	Intel® C612 chipset
System Memory (Max.)*	Up to 1TB 3DS ECC, DDR4-2666MHz in 16 DIMM slots	Up to 3TB ECC 3DS LRDIMM or RDIMM DDR4-2400MHz in 24 DIMM slots	Up to 3TB ECC 3DS LRDIMM or RDIMM DDR4-2400MHz in 24 DIMM slots
Expansion Slots	3 PCI-E 3.0 x16; 4 PCI-E 3.0 x8;	2 PCI-E 3.0 x16 1 PCI-E 3.0 x8	2 PCI-E 3.0 x16 1 PCI-E 3.0 x8
Onboard Storage Controller	Intel® C624 controller for 10 SATA3 (6 Gbps) ports; RAID 0,1,5,10;	Broadcom® 3008 SAS3 HBA controller	Broadcom® 3108 SAS3 HW RAID controller
Connectivity	Dual LAN with 10GBase-T with Intel® X557;	SIOM card for multiple IO option	SIOM card for multiple IO option
VGA/Audio	1 VGA	AST2400 VGA	AST2400 VGA
Management	Intel® Node Manager; IPMI2.0; KVM with dedicated LAN; SPM; SSM; SUM; SuperDoctor® 5; Watchdog;	IPMI 2.0 + KVM with dedicated LAN, Intel® Node Manager, SUM, SPM, SSM, SuperDoctor® 5, Watchdog	IPMI 2.0 + KVM with dedicated LAN, Intel® Node Manager, SUM, SPM, SSM, SuperDoctor® 5, Watchdog
Drive Bays	45x 3.5" hot-swap SAS/SATA drive bay with SES3	60x 3.5" hot-swap SAS3/SATA3 drive bays; 6x optional NVMe drive bays	60x 3.5" hot-swap SAS3/SATA3 drive bays; 6x optional NVMe drive bays
Peripheral Bays	2x 2.5" hot-swap drive bay	2x 2.5" rear hot-swap drive bays	2x 2.5" rear hot-swap drive bays
Power Supply	Yes Redundant 2 Qty. PWS-1K66P-1R	2000W Redundant Titanium Level high-efficiency power supplies with i²C & PMBus	2000W Redundant Titanium Level high-efficiency power supplies with i²C & PMBus
Cooling System	5x 80mm rear hot-swap exhaust PWM fan;	5x 8cm hot-swap redundant PWM cooling fans	5x 8cm hot-swap redundant PWM cooling fans
Form Factor	4U Rackmount 437 x 178 x 660mm (17.2" x 7" x 26")	4U Rackmount 447 x 178 x 906mm (17.6"x7"x35.66")	4U Rackmount 447 x 178 x 906mm (17.6"x7"x35.66")

* Please check with your Supermicro sales representative and website for compatibility and configuration details

4U Double-Sided Storage

4U Top-Loading Storage 90x 3.5" Drive Bays



MODEL	SSG-6048R-E1CR72L	SSG-6048R-E1CR90L
Processor Support	Dual Intel® Xeon® Processor E5-2600 v4/v3 product families supported; QPI up to 9.6GT/s	Dual Intel® Xeon® Processor E5-2600 v4/v3 product families supported; QPI up to 9.6GT/s
Key Applications	<ul style="list-style-type: none"> • CDN • Media/Streaming • NAS and IP-SAN • Unstructured Data Storage • Virtual Tape 	<ul style="list-style-type: none"> • Corporate Database • Data Center • Database Processing & Storage • Enterprise Server • HPC • iSCSI SAN
Outstanding Features	<ul style="list-style-type: none"> • High Density 4U Server supports 72x 3.5" SAS3 drives • Supports dual 145W CPU • Supports 16 DIMM DDR4 up to 2133MHz • Support 72x 3.5" SAS3 HDD • 3 Broadcom® 3008 SAS3 HBA controllers • Dual 10G BaseT 	<ul style="list-style-type: none"> • 90x 3.5" Drive in 4U Form Factor • 2 Broadcom® 3008 SAS3 HBA controllers • Support Dual Intel® Boardwell CPU • 8 DIMM sockets • Support SIOM Card for Multiple IO Option • 4x 1000W Titanium Level high-efficiency power supplies • Quad LAN 10G SFP+ LAN ports
Serverboard	SUPER● X10DRH-IT	SUPER● X10DSC-TP4S
Chipset	Intel® C612 chipset	Intel® C612 chipset
System Memory (Max.)*	Up to 2TB ECC 3DS LRDIMM or RDIMM DDR4-2400MHz in 16 DIMM slots	Up to 1TB ECC 3DS LRDIMM or RDIMM DDR4-2400MHz in 8 DIMM slots
Expansion Slots	3x slots occupied by IT Mode disk controllers Broadcom® 3008; 4x Low profile slots available	N/A
Onboard Storage Controller	3 Broadcom® 3008 SAS3 HBA controllers	2 Broadcom® 3008 SAS3 HBA controllers
Connectivity	Dual LAN with 10GBase-T with Intel® X540 10GbE Controller	SIOM card for multiple IO option; On board Quad LAN 10G SFP+ with Intel® X710
VGA/Audio	AST2400 VGA	AST2400 VGA
Management	IPMI 2.0 + KVM with dedicated LAN, Intel® Node Manager, SUM, SPM, SSM, SuperDoctor® 5, Watchdog	IPMI 2.0 + KVM with dedicated LAN, Intel® Node Manager, SUM, SPM, SSM, SuperDoctor® 5, Watchdog
Drive Bays	72x 3.5" hot-swap SAS3/SATA3 drive bays with SES2	90x 3.5" hot-swap SAS3/SATA3 drive bays
Peripheral Bays	2x 2.5" rear hot-swap drive bays	2x 2.5" rear hot-swap drive bays
Power Supply	2000W Redundant Platinum Level high-efficiency power supplies with I ² C & PMBus	4x 1000W Redundant Titanium Level high-efficiency power supplies with I ² C & PMBus
Cooling System	7x 92mm hot-swap redundant PWM cooling fans	5x 8cm hot-swap redundant PWM cooling fans
Form Factor	4U Rackmount 437 x 178 x 889mm (17.2"x7"x35")	4U Rackmount 447 x 178 x 906mm (17.6"x7"x35.66")

* Please check with your Supermicro sales representative and website for compatibility and configuration details

2U SBB Storage
SBB JBOD



3U SBB Storage
SBB JBOD



4U SBB Storage
SBB JBOD



MODEL	SSG-927R-E2CJB	SSG-937R-E2CJB	SSG-947-E2CJB
Processor Support	N/A (please refer to Server Model)	N/A (please refer to Server Model)	N/A (please refer to Server Model)
Key Applications	<ul style="list-style-type: none"> High Availability Storage Appliance Platform 	<ul style="list-style-type: none"> High Availability Storage Appliance Platform 	<ul style="list-style-type: none"> High Availability Storage Appliance Platform
Outstanding Features	<ul style="list-style-type: none"> Redundant Hot-Swappable Expander Trays 4x SAS3.0 IO ports 1200W Titanium Level high-efficiency power supply IPMI management with dedicated LAN 	<ul style="list-style-type: none"> Redundant hot-swappable expander trays 4x SAS 3.0 IO ports 1200W Titanium Level high-efficiency power supply IPMI management with dedicated LAN 	<ul style="list-style-type: none"> Redundant hot-swappable expander trays 4x SAS 3.0 IO ports 1200W Titanium Level high-efficiency power supply IPMI management with dedicated LAN
Serverboard	N/A (please refer to Server Model)	N/A (please refer to Server Model)	N/A (please refer to Server Model)
Chipset	N/A (please refer to Server Model)	N/A (please refer to Server Model)	N/A (please refer to Server Model)
System Memory (Max.)*	N/A (please refer to Server Model)	N/A (please refer to Server Model)	N/A (please refer to Server Model)
Expansion Slots	N/A (please refer to Server Model)	N/A (please refer to Server Model)	N/A (please refer to Server Model)
Onboard Storage Controller	N/A (please refer to Server Model)	N/A (please refer to Server Model)	N/A (please refer to Server Model)
Connectivity	4x SAS 3.0 IO ports	4x SAS 3.0 IO ports	4x SAS 3.0 IO ports
VGA/Audio	N/A (please refer to Server Model)	N/A (please refer to Server Model)	N/A (please refer to Server Model)
Management	IPMI 2.0 with dedicated LAN	IPMI 2.0 with dedicated LAN	IPMI 2.0 with dedicated LAN
Drive Bays	24x 2.5" Drive bays	16x 3.5" hot-swap SAS drive bays	24x 3.5" hot-swap SAS drive bays
Peripheral Bays	N/A (please refer to Server Model)	N/A (please refer to Server Model)	N/A (please refer to Server Model)
Power Supply	Redundant 1200W Titanium Level high-efficiency power supplies with I ² C and PMBus	Redundant 1200W Platinum Level high-efficiency power supplies with I ² C & PMBus	Redundant 1200W Platinum Level high-efficiency power supplies
Cooling System	8x 4cm PWM FANS	12x 4cm PWM cooling fans	4x 40mm Fans, 4x 80mm Fans
Form Factor	2U Rackmount 437 x 89 x 622.3mm (17.2" x 3.5" x 24.5")	3U Rackmount 437 x 132 x 647mm (17.2" x 5.2" x 25.5")	4U Rackmount 437 x 178 x 647mm (17.2" x 7" x 25.5")

* Please check with your Supermicro sales representative and website for compatibility and configuration details


X11 GPU

Intel® Xeon® Scalable
Processors Supported
(Cascade Lake/Skylake)



2/4/6/8/10/16/20 GPUs/Coprocessors in 1U/2U/4U/10U Form Factors
Supports up to: 56 Cores per Server - 205W TDP CPUs - 6TB DDR4-2933MHz in 24 DIMMs
Supports: 10GBase-T - Redundant Titanium Level (96%) Power Supplies
Supports Intel® Optane™ DC Persistent Memory (Cascade Lake)

GPU



- NEW!**
- 16 GPUs using NVLink and NVSwitch
- Intel® Xeon® Scalable Processors (Cascade Lake/Skylake)
- Dual Socket P (LGA 3647) supported, CPU TDP support 205W, 3 UPI up to 10.4 GT/s
- 16 hot-swap NVMe 2.5" drive bays; 6 hot-swap SATA 2.5" drive bays
- 6x 80mm Hot-swap PWM Fans; 8x 92mm hot-swap fan;
- Up to 6TB 3DS ECC DDR4-2933MHz RDIMM/LRDIM in 24 DIMM slots, Up to 6TB Intel® Optane™ DC Persistent Memory (Cascade Lake only)
- 6x 3000W Redundant (5+1) Titanium Level Power Supplies

SYS-9029GP-TNVRT (HGX-2 Platform)
10U System with 16 GPUs using NVLink and NVSwitch



- SYS-6049GP-TRT**
- 20 Single Width GPUs
 - 20 single width NVIDIA® T4 GPUs
 - Dual Intel® Xeon® Scalable Processors (Cascade Lake/Skylake), up to 205W TDP, Dual Root Architecture
 - 24x 3.5" Hot Swap drive bays
 - 4 Redundant 2000W (2+2) Titanium Level Power Supplies
 - 24 DIMM Slots DDR4
 - 8 heavy duty fans



- SYS-1029GQ-TVRT**
- 4 GPUs in 1U
 - Dual Intel® Xeon® Scalable Processors (Cascade Lake/Skylake)
 - 4 NVIDIA® Tesla® V100 with NVLink™ in a 1U
 - 2x 2.5" Hot Swap NVMe/SAS3/ SATA3 Drive Bays
 - 12 DIMM Slots DDR4
 - 7 Internal Fans

Maximum Acceleration and Cost Effective Scalability for AI, Deep Learning and HPC Applications



Supermicro GPU systems offer a broad portfolio to suit the most demanding workloads requiring GPU co-processing capabilities. From systems optimized for AI learning environments, inference systems, or HPC applications; Supermicro offers choice in the right system for your needs combined with the flexibility of near limitless configuration options; unlike fixed configuration alternatives.

With support for the 2nd generation Intel® Xeon® processors, Intel® Optane™ DC Persistent Memory, and multiple options for NVMe, SAS or SATA drives the Supermicro GPU systems provide the optimal foundation for maximum performance with the latest in GPU technologies.

To provide the highest performance and lowest latency, NVIDIA® NVLink® and/or NVSwitch® connect multiple NVIDIA® Tesla® V100 GPUs in GPU systems optimized for learning, with a 10U HGX-2 system providing up to 16 V100 GPUs, a 4U system providing up to 8 V100 GPUs, and a 1U system providing up to 4 V100 GPUs. Systems optimized for inferencing are composed of NVIDIA® Tesla® T4 GPUs, with a 4U system providing up to 20 T4 GPUs. Additional models support single or dual PCI-E root complex for high performance optimization.

With a broad line of GPU systems supporting 1, 2, 4, 8, 16 or 20 GPUs across form factors ranging from a dense 1U system through the most powerful 10U system; supporting Scientific Research, 3D Rendering, HPC, Virtual Desktops or AI/Deep Learning is all possible with the highest performing systems available.

Qualified Platform List (X11 & H11) for NVIDIA Tesla / GRID / Quadro & AMD Radeon Instinct™

Server Models	Description	V100	M60	M10	P100	P40	P4	T4 (70W)	P5000	P6000	MI25	WX9100 WX7100 WX5100 WX4100
SYS-1029GQ-TVRT	4 GPU	✓										
SYS-1029GQ-TXRT	4 GPU				✓							
SYS-1029GQ-TRT	4 GPU	✓	✓ _j	✓ _k	✓	✓						
SYS-1029GQ-TNRT	4 GPU											
SYS-1029GP-TR	3 GPU	✓ _{j, m}	✓ _j	✓ _{j, k}	✓ _{j, m}	✓ _j						
SYS-1019GP-TT	2 GPU	✓ _j	✓ _j	✓ _j	✓ _j	✓ _j	✓ _j					
SYS-5019GP-TT	2 GPU											
SYS-2029GP-TR	6 GPU	✓ _{j, n}	✓ _{j, l}	✓ _{j, k}	✓ _{j, n}	✓ _j	✓ _{j, o}	✓ _o				
SYS-4029GP-TVRT	8 GPU	✓										
SYS-4029GP-TRT	8 GPU	✓ _j			✓ _j	✓ _j	✓ _j		✓ _j	✓ _j		
SYS-4029GP-TRT2	10 GPU	✓ _j			✓ _j	✓ _j	✓ _j		✓ _j	✓ _j	✓	
SYS-7049GP-TRT	4 GPU	✓	✓ _j	✓ _{j, k}	✓	✓ _j	✓ _j		✓ _j	✓ _j	✓	
SYS-7039A-i	2 GPU								✓	✓		✓
SYS-7049A-T	2 GPU								✓	✓		✓
SYS-1029U-TR4T SYS-1029U-TR4 SYS-1029U-TRT SYS-1029U-TRTP SYS-1029U-TRTP2 SYS-1029U-TR25M SYS-1029U-TN10RT	1 GPU	✓ _{a, c, i}	✓ _{a, c, h}	✓ _{b, c, h}	✓ _{a, c, i, j}	✓ _{a, c, h, j}	✓ _{c, h (2 GPU)}	✓ _{c, h (2 GPU)}	✓ _{b, c, h, j}	✓ _{b, c, h, j}		
SYS-1029U-E1 CR4T SYS-1029U-E1 CR4 SYS-1029U-E1 CRT SYS-1029U-E1 CRTP SYS-1029U-E1 CRTP2 SYS-1029U-E1 CR25M	1 GPU	✓ _{a, c, i}	✓ _{a, c, h}	✓ _{b, c, h}	✓ _{a, c, i, j}	✓ _{a, c, h, j}	✓ _{c, h (2 GPU)}	✓ _{c, h (2 GPU)}	✓ _{b, c, h, j}	✓ _{b, c, h, j}		
SYS-6019U-TR4T SYS-6019U-TR4 SYS-6019U-TRT SYS-6019U-TRTP SYS-6019U-TRTP2 SYS-6019U-TR25M	1 GPU	✓ _{a, c, i}	✓ _{a, c, h}	✓ _{b, c, h}	✓ _{a, c, i, j}	✓ _{a, c, h}	✓ _{c, h (2 GPU)}	✓ _{c, h (2 GPU)}	✓ _{b, c, h, j}	✓ _{b, c, h, j}		
SYS-6029U-TR4T SYS-6029U-TR4 SYS-6029U-TRT SYS-6029U-TRTP SYS-6029U-TR25M	2 GPU (1 if indicated)	✓ _{a, d, f, i}	✓ _{a, d, h, j}	✓ _{b, d, h}	✓ _{a, d, f, i}	✓ _{a, d, h}	✓ _{h, p, q, r (4 GPU)}		✓ _{b, d, h, j}	✓ _{b, d, h, j}		
SYS-6029U-E1 CR4T SYS-6029U-E1 CR4 SYS-6029U-E1 CRT SYS-6029U-E1 CRTP SYS-6029U-E1 CR25M	2 GPU (1 if indicated)	✓ _{a, d, f, i (1 GPU)}	✓ _{a, d, f, i, j}	✓ _{b, d, f, h}	✓ _{a, d, f, i (1 GPU)}	✓ _{a, d, f, i}	✓ _{h, p, q, r (4 GPU)}		✓ _{b, d, f, i, j}	✓ _{b, d, f, i, j}		
SYS-2029U-TR4T SYS-2029U-TR4 SYS-2029U-TRT SYS-2029U-TRTP SYS-2029U-TR25M	2 GPU (1 if indicated)	✓ _{a, d, g, i}	✓ _{a, d, h, j}	✓ _{b, d, h}	✓ _{a, d, g, i}	✓ _{a, d, h}	✓ _{h, p, q, r (4 GPU)}		✓ _{b, d, h, j}	✓ _{b, d, h, j}		
SYS-2029U-E1 CR4T SYS-2029U-E1 CR4 SYS-2029U-E1 CRT SYS-2029U-E1 CRTP SYS-2029U-E1 CR25M	2 GPU (1 if indicated)	✓ _{a, d, g, i (1 GPU)}	✓ _{a, d, g, i, j}	✓ _{b, d, g, i}	✓ _{a, d, g, i (1 GPU)}	✓ _{a, d, g, i}	✓ _{h, p, q, r (4 GPU)}		✓ _{b, d, g, i, j}	✓ _{b, d, g, i, j}		
SYS-2029U-TN24R4T	2 GPU (1 if indicated)		✓ _{a, e, i, j}	✓ _{b, e, i}		✓ _{a, e, i}	✓ _{h, p}		✓ _{b, e, i, j}	✓ _{b, e, i, j}		
AS-4023S-TRT	2 GPU									✓		✓
AS-2023US-TR4	2 GPU	✓ _{a, s, t, v}			✓ _{a, s, t, v}				✓ _{b, s, t, v}		✓ _{b, s, u, w}	

- ✓a. Add 1x CBL-PWEX-1016-3 per GPU
- ✓b. Add 1x CBL-PWEX-1017 per GPU
- ✓c. Add 8X FAN-0163L4
- ✓d. For 1 or 2 GPU: Add 4x FAN-0166L4, 2x SNK-P0067PS, 1x MCP-310-21903-0B, 1x MCP-310-21905-0B, 1x RSC-R2UW-2E8E16
- ✓e. Add 4x FAN-0166L4, 2x SNK-P0067PS, 1x MCP-310-21903-0B, 1x MCP-310-21904-0B
- ✓f. Top row of drive bays (2, 5, 8, 11) must be unpopulated
- ✓g. Drive bays 0-3 & 20-23 must be unpopulated
- ✓h. Can only support CPUs with TDP of 165W or less; the system must be operated at 30°C or below; HDD performance may be impacted so SSDs are recommended
- ✓i. Can only support CPUs with TDP of 165W or less; the system must be operated at 25°C or below; HDD performance may be impacted so SSDs are recommended
- ✓j. Passed internal Supermicro validation - NVQual in process
- ✓k. Supports up to two M10 GPUs
- ✓l. Supports up to four M60 GPUs
- ✓m. The system must be operated at 30°C or lower with 2 GPUs, 25°C or lower with 3 GPUs.
- ✓n. The system must be operated at 30°C or lower with 4 GPUs, 25°C or lower with 6 GPUs.
- ✓o. MCP-120-21807-0N bracket is required for P4 & T4 GPU installation.
- ✓p. Add 4x FAN-0166L4.
- ✓q. For 1 or 2 GPU: Add 1x RSC-R2UW-2E8E16.
- ✓r. For 3 or 4 GPU: Add 1x RSC-W2-66. For 4 GPU: Also add 1x AOC-ZUR66-4XTF.
- ✓s. Add GPU Kit, first GPU need to be installed in Slot 5/6, WIO Left. Second GPU need to be installed in Slot 1, WIO right.
- ✓t. Drive bays 9,10,11 must be unpopulated
- ✓u. Drive bays 2,5,8,9,10,11 must be unpopulated when installing 2 GPU
- ✓v. The system must be operated at 30°C or lower with 1 GPUs, 25°C or lower with 2 GPUs.
- ✓w. The system must be operated at 25°C or lower with 1 GPUs, 20°C or lower with 2 GPUs.

X11 UP GPU
2 GPUs in 1U

X11 UP GPU
2 GPUs in 1U

X11 GPU
3 GPUs in 1U



MODEL	SYS-1019GP-TT	SYS-5019GP-TT	SYS-1029GP-TR
Processor Support	Intel Xeon Scalable Processors with UPI up to 10.4 GT/s	Intel Xeon Scalable Processors with UPI up to 10.4 GT/s	Intel® Xeon® Scalable Processors (Cascade Lake/Skylake). Dual Socket P (LGA 3647) supported, CPU TDP support 205W, 3 UPI up to 10.4 GT/s
Key Applications	<ul style="list-style-type: none"> HPC cluster computer nodes 	<ul style="list-style-type: none"> HPC cluster computer nodes 	<ul style="list-style-type: none"> 2D/3D and CAD Applications 3D Rendering Astrophysics Chemistry Cloud and Virtualization needs Cloud Computing
Outstanding Features	<ul style="list-style-type: none"> 3x 3.5" SAS/SATA drive bays 512GB DDR3 SDRAM 1400W Platinum Level high-efficiency power supply IPMI 2.0 + KVM with dedicated LAN 	<ul style="list-style-type: none"> 3x 3.5" SAS/SATA drive bays 512GB DDR3 SDRAM 1400W Platinum Level high-efficiency power supply IPMI 2.0 + KVM with dedicated LAN 	<ul style="list-style-type: none"> 16 DIMM sockets 4x 2.5" hot-swap drive bays GPU health monitoring with fan speed control Up to 3 GPU cards in 1U
Serverboard	SUPER● X11SPG-TF	SUPER● X11SPG-TF	SUPER● X11DPG-SN
Chipset	Intel® C621 chipset	Intel® C621 chipset	Intel® C621 chipset
System Memory (Max.)*	Up to 1.5TB 3DS ECC RDIMM, DDR4-2933MHz; Up to 1.5TB 3DS ECC LRDIMM, DDR4-2933MHz, in 6 DIMM slots	Up to 1.5TB 3DS ECC RDIMM, DDR4-2933MHz; Up to 1.5TB 3DS ECC LRDIMM, DDR4-2933MHz, in 6 DIMM slots	Up to 4TB 3DS ECC DDR4-2933MHz RDIMM/LRDIMM in 16 DIMM slots, Up to 2TB Intel® Optane™ DC Persistent Memory (Cascade Lake only)
Expansion Slots	1 PCI-E 3.0 x16 Center Right Hand Slot, 1 PCI-E 3.0 x16 Left Riser Slot, 1 PCI-E 3.0 x16 Right Riser Slot	1 PCI-E 3.0 x16 Center Right Hand Slot, 1 PCI-E 3.0 x16 Left Riser Slot, 1 PCI-E 3.0 x16 Right Riser Slot	4 PCI-E 3.0 x16; 1 PCI-E 3.0 x8 (in x16) low profile slot
Onboard Storage Controller	Intel® C621 controller for 6 SATA3 (6 Gbps) ports; RAID 0,1,5,10;	Intel® C621 controller for 6 SATA3 (6 Gbps) ports; RAID 0,1,5,10;	Intel® C621 controller for 10 SATA3 (6 Gbps) ports; RAID 0,1,5,10;
Connectivity	2x 10GBase-T ports; Intel® X540 10GBase-T	2x 10GBase-T ports; Intel® X540 10GBase-T	N/A
VGA/Audio	Aspeed AST2500 BMC	Aspeed AST2500 BMC	Aspeed AST2500 BMC
Management	Intel® Node Manager, IPMI2.0, KVM with dedicated LAN, NMI, SPM, SUM, SuperDoctor® 5, Watchdog	Intel® Node Manager, IPMI2.0, KVM with dedicated LAN, NMI, SPM, SUM, SuperDoctor® 5, Watchdog	Intel® Node Manager, IPMI2.0, KVM with dedicated LAN, SPM, SSM, SUM, SuperDoctor® 5, Watchdog
Drive Bays	6x 2.5" hot-swap SAS/SATA drive bay	3x 3.5" hot-swap SAS/SATA	2x 2.5" hot-swap NVMe/SAS/SATA drive bays; 2x 2.5" hot-swap SAS/SATA drive bays
Peripheral Bays	1x slim DVD-ROM drive bay 1x USB + COM port tray	N/A	N/A
Power Supply	1400W Platinum Level high-efficiency power supplies with I ² C & PMBus	1400W Platinum Level high-efficiency power supplies with I ² C & PMBus	1600W Platinum level efficiency redundant power supplies
Cooling System	8x 4cm high-performance counter-rotating PWM fans with optimal fan speed control;	8x 4cm high-performance counter-rotating PWM fans with optimal fan speed control;	10x 4cm heavy duty counter-rotating fans with air shroud & optimal fan speed control
Form Factor	1U 17.2" (437mm) x 1.7" (43mm) x 28.5" (724mm)	1U 17.2" (437mm) x 1.7" (43mm) x 28.2" (716mm)	1U 17.2" (437mm) x 1.7" (43 mm) x 30.6" (777 mm)

* Please check with your Supermicro sales representative and website for compatibility and configuration details



X11 GPU
2U



X11 GPU
8 V100 GPUs in 4U



X11 GPU
8 Tesla P100 GPUs in 4U



MODEL	SYS-2029GP-TR	SYS-4029GP-TVRT	SYS-4029GP-TXRT
Processor Support	2nd Generation Intel® Xeon® Scalable Processors (Cascade Lake-SP), Intel® Xeon® Scalable Processors. Dual Socket P (LGA 3647) supported, CPU TDP support 205W, 3 UPI up to 10.4 GT/s	2nd Generation Intel® Xeon® Scalable Processors (Cascade Lake-SP), Intel® Xeon® Scalable Processors. Dual Socket P (LGA 3647) supported, CPU TDP support 205W, 3 UPI up to 10.4 GT/s	2nd Generation Intel® Xeon® Scalable Processors (Cascade Lake-SP), Intel® Xeon® Scalable Processors. Dual Socket P (LGA 3647) supported, CPU TDP support 205W, 3 UPI up to 10.4 GT/s
Key Applications	<ul style="list-style-type: none"> • 2D/3D and CAD Applications • 3D Rendering • Astrophysics • Chemistry • Cloud and Virtualization needs • Cloud Computing 	<ul style="list-style-type: none"> • Artificial Intelligence • Big Data Analytics • High-performance computing • Research lab/National Lab • Astrophysics • Business Intelligence 	<ul style="list-style-type: none"> • Artificial Intelligence • Big Data Analytics • High-performance computing • Research lab/National Lab • Astrophysics • Business Intelligence
Outstanding Features	<ul style="list-style-type: none"> • 10x 2.5" hot-swap drive bays • 16 DIMM sockets • GPU health monitoring with fan speed control • High-density, Enterprise Performance, Cost-effective 	<ul style="list-style-type: none"> • Support 8 Tesla V100 with 300GB/s NVLINK • Support GPUdirect RDMA • Support 8 NVMe SSD • Support up to 205W CPU • Optimized cooling with no GPU pre-heat • 2200W Redundant Titanium Level high-efficiency power supplies 	<ul style="list-style-type: none"> • Support 8 Tesla P100 with 160GB/s NVLINK • Support up to 205W CPU • Support GPUdirect RDMA • 2000W (2+2) Redundant Titanium Level Power Supplies with PMBus • Support 8 NVMe SSD
Serverboard	SUPER● X11DPG-SN	SUPER● X11DGO-T	SUPER● X11DGO-T
Chipset	Intel® C621 chipset	Intel® C621 chipset	Intel® C621 chipset
System Memory (Max.)*	Up to 4TB 3DS ECC RDIMM, DDR4-2933MHz; Up to 4TB 3DS ECC LRDIMM, DDR4-2933MHz, in 16 DIMM slots; Up to 2TB Intel® Optane™ DC Persistent Memory in memory mode (Cascade Lake only)	Up to 6TB 3DS ECC RDIMM, DDR4-2933MHz; Up to 6TB 3DS ECC LRDIMM, DDR4-2933MHz, in 24 DIMM slots (2933MHz in two DIMMs per channel supported on Rev 1.10 MB only) ; Up to 6TB Intel® Optane™ DC Persistent Memory in memory mode (Cascade Lake only)	Up to 6TB 3DS ECC RDIMM, DDR4-2933MHz; Up to 6TB 3DS ECC LRDIMM, DDR4-2933MHz, in 24 DIMM slots (2933MHz in two DIMMs per channel supported on Rev 1.10 MB only) ; Up to 6TB Intel® Optane™ DC Persistent Memory in memory mode (Cascade Lake only)
Expansion Slots	6 PCI-E x16 slots; 1 PCI-E x8 (in x16) low profile slot	4 PCI-E Gen3 x16 (GPU tray for GPUdirect RDMA); 2 PCI-E Gen3 x16 (CPU tray)	4 PCI-E Gen3 x16 (GPU tray for GPUdirect RDMA); 2 PCI-E Gen3 x16 (CPU tray)
Onboard Storage Controller	Intel® C621 controller for 10 SATA3 (6 Gbps) ports; RAID 0,1,5,10;	Intel® C621 controller for 8 SATA3 (6 Gbps) ports; RAID 0,1,5,10;	Intel® C621 controller for 8 SATA3 (6 Gbps) ports; RAID 0,1,5,10;
Connectivity	N/A	2x 10GBase-T ports; Intel® X540 10GBase-T	N/A
VGA/Audio	Aspeed AST2500 BMC	Aspeed AST2500 BMC	Aspeed AST2500 BMC
Management	Intel® Node Manager, IPMI2.0, KVM with dedicated LAN, SPM, SSM, SUM, SuperDoctor® 5, Watchdog	IPMI2.0; SPM; SUM; SuperDoctor® 5;	IPMI2.0; SPM; SUM; SuperDoctor® 5;
Drive Bays	8x 2.5" hot-swap SAS/SATA drive bays; 2x 2.5" hot-swap NVMe/SAS/SATA drive bays	16x 2.5" Hot-wap SATA/SAS drives; Supports 8 NVMe Drives	16x 2.5" Hot-wap SATA/SAS drives; Supports 8 NVMe Drives
Peripheral Bays	N/A	N.A	N.A
Power Supply	2000W Platinum level (94%) efficiency redundant power supplies	2200W(2+2) Redundant Power Supplies Titanium Level (96%+)	2000W(2+2) Redundant Power Supplies Titanium Level (96%+)
Cooling System	5x 8cm heavy duty fans with optimal fan speed control	8x 92mm Cooling Fans	8x 92mm Cooling Fans
Form Factor	2U 17.2" (437mm) x 3.5" (89 mm) x 31" (787 mm)	447 x 178 x 805mm (17.6" x 7.0" x 31.7")	447 x 178 x 805mm (17.6" x 7.0" x 31.7")

* Please check with your Supermicro sales representative and website for compatibility and configuration details



4U X11 GPU Optimized
4U 8/10 GPUs



4U X11 GPU Optimized
4U 8/10 GPUs



4U X11 GPU
4U 8GPU under single root system
(Cascade mode)



MODEL	SYS-4029GP-TRT	SYS-4029GP-TRT2	SYS-4029GP-TRT3
Processor Support	2nd Generation Intel® Xeon® Scalable Processors (Cascade Lake-SP), Intel® Xeon® Scalable Processors. Dual Socket P (LGA 3647) supported, CPU TDP support 205W, 3 UPI up to 10.4 GT/s	2nd Generation Intel® Xeon® Scalable Processors (Cascade Lake-SP), Intel® Xeon® Scalable Processors. Dual Socket P (LGA 3647) supported, CPU TDP support 205W, 3 UPI up to 10.4 GT/s	2nd Generation Intel® Xeon® Scalable Processors (Cascade Lake-SP), Intel® Xeon® Scalable Processors. Dual Socket P (LGA 3647) supported, CPU TDP support 205W, 3 UPI up to 10.4 GT/s
Key Applications	<ul style="list-style-type: none"> • 3D Rendering • Astrophysics • Chemistry • Cloud and Virtualization needs • Cloud Computing • Compute Intensive Application 	<ul style="list-style-type: none"> • 3D Rendering • Astrophysics • Chemistry • Cloud and Virtualization needs • Cloud Computing • Compute Intensive Application 	<ul style="list-style-type: none"> • Artificial Intelligence • Deep Learning Training
Outstanding Features	<ul style="list-style-type: none"> • 24 DIMM sockets • 24x 2.5" SATA drives • Support up to 8 GPUs • • Optimized cooling with no GPU pre-heat 	<ul style="list-style-type: none"> • 24 DIMM sockets • 24x 2.5" SATA drives • Support up to 8 GPUs • • Optimized cooling with no GPU pre-heat 	<ul style="list-style-type: none"> • Support up to 8 GPUs • 24x 2.5" hot-swap drive bays • 24 DIMM sockets • Optimized cooling with no GPU pre-heat
Serverboard	SUPER● X11DPG-OT-CPU	SUPER● X11DPG-OT-CPU	SUPER● X11DPG-OT-CPU
Chipset	Intel® C622 chipset	Intel® C622 chipset	Intel® C622 chipset
System Memory (Max.)*	Up to 6TB 3DS ECC RDIMM, DDR4-2933MHz; Up to 6TB 3DS ECC LRDIMM, DDR4-2933MHz, in 24 DIMM slots(2933MHz in two DIMMs per channel supported on Rev 1.10 MB only) ; Up to 6TB Intel® Optane™ DC Persistent Memory in memory mode (Cascade Lake only);	Up to 6TB 3DS ECC RDIMM, DDR4-2933MHz; Up to 6TB 3DS ECC LRDIMM, DDR4-2933MHz, in 24 DIMM slots(2933MHz in two DIMMs per channel supported on Rev 1.10 MB only) ; Up to 6TB Intel® Optane™ DC Persistent Memory in memory mode (Cascade Lake only);	Up to 6TB 3DS ECC RDIMM, DDR4-2933MHz; Up to 6TB 3DS ECC LRDIMM, DDR4-2933MHz, in 24 DIMM slots(2933MHz in two DIMMs per channel supported on Rev 1.10 MB only) ; Up to 6TB Intel® Optane™ DC Persistent Memory in memory mode (Cascade Lake only);
Expansion Slots	8 PCI-E Gen.3 x16 support up to 8 double width GPU 2 PCI-E Gen.3 x8 1 PCI-E Gen.2 x4	11 PCI-E 3.0 x16 (FH, FL); 1 PCI-E 3.0 x8 (FH, FL, in x16 slot);	10 PCI-E 3.0 x16 (FH, FL); 1 PCI-E 3.0 x8 (FH, FL, in x16 slot);
Onboard Storage Controller	Intel® C622 controller for 8 SATA3 (6 Gbps) ports; RAID 0,1,5,10;	Intel® C622 controller for 8 SATA3 (6 Gbps) ports; RAID 0,1,5,10;	Intel® C622 controller for 8 SATA3 (6 Gbps) ports; RAID 0,1,5,10;
Connectivity	2x 10GBase-T ports; Intel® X540 10GBase-T	2x 10GBase-T ports; Intel® X540 10GBase-T	2x 10GBase-T ports; Intel® X540 10GBase-T
VGA/Audio	1x VGA, Aspeed AST2500 BMC	1x VGA, Aspeed AST2500 BMC	1 VGA, 1 Aspeed AST2500 BMC
Management	Intel® Node Manager, IPMI (Intelligent Platform Management Interface) v2.0 with KVM support, IPMI2.0, SPM, SSM, SUM, SuperDoctor® 5, Watchdog	Intel® Node Manager, IPMI (Intelligent Platform Management Interface) v2.0 with KVM support, IPMI2.0, SPM, SSM, SUM, SuperDoctor® 5, Watchdog	Intel® Node Manager, IPMI (Intelligent Platform Management Interface) v2.0 with KVM support, IPMI2.0, SPM, SSM, SUM, SuperDoctor® 5, Watchdog
Drive Bays	24x 2.5" Hot-swap SATA/SAS drives	24x 2.5" Hot-swap SATA/SAS drives	22x 2.5" SATA/SAS drive bays; 2x 2.5" NVMe/SATA/SAS drive bays
Peripheral Bays	N.A	N.A	N/A
Power Supply	4x 2000W Redundant Titanium Level high-efficiency power supplies with I ² C & PMBus	4x 2000W Redundant Titanium Level high-efficiency power supplies with I ² C & PMBus	4x 2000W Redundant (2+2) Titanium Level high-efficiency power supplies
Cooling System	8x 92mm heavy duty counter-rotating fans with air shroud & optimal fan speed control	8x 92mm heavy duty counter-rotating fans with air shroud & optimal fan speed control	8x 92mm heavy duty counter-rotating fans with air shroud & optimal fan speed control
Form Factor	437 x 178 x 737mm (17.2" x 7.0" x 29")	437 x 178 x 737mm (17.2" x 7.0" x 29")	4U

* Please check with your Supermicro sales representative and website for compatibility and configuration details

4U X11 GPU
20 Single Width GPUs

Workstation
4U GPU

Workstation
4U GPU



MODEL	SYS-6049GP-TRT	SYS-7049GP-TR	SYS-7049GP-TRT
Processor Support	2nd Generation Intel® Xeon® Scalable Processors (Cascade Lake-SP), Intel® Xeon® Scalable Processors. Dual Socket P (LGA 3647) supported, CPU TDP support 205W, 3 UPI up to 10.4 GT/s	2nd Generation Intel® Xeon® Scalable Processors (Cascade Lake-SP), Intel® Xeon® Scalable Processors. Dual Socket P (LGA 3647) supported, CPU TDP support 205W, 3 UPI up to 10.4 GT/s	Intel Xeon Scalable Processors with UPI up to 10.4 GT/s
Key Applications	<ul style="list-style-type: none"> Artificial Intelligence Deep Learning Inference Video Transcoding 	<ul style="list-style-type: none"> HPC cluster computer nodes Simulation and Creation Design Imaging and Computer Vision 	<ul style="list-style-type: none"> Scientific Virtualization High Performance Computing High-End GPU workstation Bio-Informatics Machine Learning Computer Aided Design
Outstanding Features	<ul style="list-style-type: none"> Support up to 20 GPUs 24x 3.5" Hot-swap drive bays 24 DIMM sockets Optimized cooling with no GPU pre-heat 	<ul style="list-style-type: none"> 16 DIMM support 1620W Redundant Platinum Level high-efficiency power supplies 512GB DDR3 SDRAM 8 Hot-Swap 3.5" SATA/SAS drive bays IPMI 2.0 + KVM with dedicated LAN 7.1 HD Audio 	<ul style="list-style-type: none"> 2200W Redundant Titanium Level high-efficiency power supplies 16 DIMM slots 8 Hot-Swap 3.5" SATA/SAS Drives 7.1 HD Audio Header
Serverboard	SUPER● X11DPG-OT-CPU	SUPER● X11DPG-QT	SUPER● X11DPG-QT
Chipset	Intel® C622 chipset	Intel® C621 chipset	Intel® C621 chipset
System Memory (Max.)*	Up to 6TB 3DS ECC RDIMM, DDR4-2933MHz; Up to 6TB 3DS ECC LRDIMM, DDR4-2933MHz, in 24 DIMM slots(2933MHz in two DIMMs per channel supported on Rev 1.10 MB only) ; Up to 6TB Intel® Optane™ DC Persistent Memory in memory mode (Cascade Lake only);	Up to 4TB 3DS ECC RDIMM, DDR4-2933MHz; Up to 4TB 3DS ECC LRDIMM, DDR4-2933MHz, in 16 DIMM slots; Up to 2TB Intel® Optane™ DC Persistent Memory in memory mode (Cascade Lake only).	Up to 4TB 3DS ECC RDIMM, DDR4-2933MHz; Up to 4TB 3DS ECC LRDIMM, DDR4-2933MHz, in 16 DIMM slots; Up to 2TB Intel® Optane™ DC Persistent Memory in memory mode (Cascade Lake only).
Expansion Slots	20 PCI-E 3.0 x16 support up to 20 single width GPU; 1 PCI-E 3.0 x8 (FH, FL in x16 slot)	4 PCI-E 3.0 x16 (double-width), 2 PCI-E 3.0 x8 (1 in x16 slot), 1 PCI-E 2.0 x4 (in x8)	6 PCI-E 3.0 x16 Slots; 1 PCI-E x4(in x8 slot)
Onboard Storage Controller	Intel® C622 controller for 8 SATA3 (6 Gbps) ports; RAID 0,1,5,10;	Intel® C621 controller for 10 SATA3 (6 Gbps) ports; RAID 0,1,5,10;	Intel® C621 controller for 10 SATA3 (6 Gbps) ports; RAID 0,1,5,10;
Connectivity	2x 10GBase-T ports; Intel® X540 10GBase-T	Dual LAN with Intel I350 Gigabit Ethernet controller; Matrox G200ew graphics	2x 10GBase-T ports; Intel® X550 10GBase-T
VGA/Audio	1x VGA, Aspeed AST2500 BMC	Aspeed AST2500 BMC	Aspeed AST2500
Management	Intel® Node Manager, IPMI (Intelligent Platform Management Interface) v2.0 with KVM support, IPMI2.0, SPM, SSM, SUM, SuperDoctor® 5, Watchdog	Intel® Node Manager, IPMI2.0, KVM with dedicated LAN, NMI, SPM, SSM, SUM, SuperDoctor® 5, Watchdog	Intel® Node Manager; Redfish API; IPMI2.0; KVM with dedicated LAN; NMI; SPM; SSM; SUM; SuperDoctor® 5;
Drive Bays	24x 3.5" Hot-swap drives	8 Hot-swap 3.5" SAS/SATA Drives	8 Hot-swap 3.5" Drive Bays; (2x SATA3 ports default)
Peripheral Bays	N.A	3x 5.25" drive bays in storage module - rotates 90° for Rackmount, 1x 3.5" fixed drive bay	N/A
Power Supply	2000W(2+2) Redundant Power Supplies Titanium Level (96%+)	1620W Redundant Platinum Level high-efficiency power supplies with I ² C & PMBus	2200W Titanium Level efficiency redundant power supplies
Cooling System	8x 92mm RPM Hot-Swappable Cooling Fans	4x 92x38mm 4-pin PWM Middle Cooling Fans, 4x 80x38mm 4-pin PWM Rear Exhaust Fans	4 heavy duty fans, 4 exhaust fans, and 2 active heat sink w/ Optimal Fan Speed Control
Form Factor	437 x 178 x 737mm (17.2" x 7.0" x 29")	4U	4U Rackmount/Workstation 462 x 178 x 673mm (18.2" x 7.0" x 26.5")

* Please check with your Supermicro sales representative and website for compatibility and configuration details

10U X11 GPU
10U System with 16 GPUs using
NVLink and NVSwitch

1U X10 GPU

1U X10 GPU



MODEL	SYS-9029GP-TNVRT	SYS-1018GR-T	SYS-5018GR-T
Processor Support	2nd Generation Intel® Xeon® Scalable Processors (Cascade Lake-SP), Intel® Xeon® Scalable Processors. Dual Socket P (LGA 3647) supported, CPU TDP support 205W, 3 UPI up to 10.4 GT/s	Intel® Xeon® Processor E5-1600 v3 Intel® Xeon® processor E5-2600 v3	Intel® Xeon® Processor E5-1600 v3 Intel® Xeon® processor E5-2600 v3
Key Applications	<ul style="list-style-type: none"> Artificial Intelligence Deep Learning Training High Performance Computing Autonomous Vehicle Technology 	<ul style="list-style-type: none"> HPC cluster computer nodes 	<ul style="list-style-type: none"> HPC cluster computer nodes
Outstanding Features	<ul style="list-style-type: none"> Support up to 16 GPUs Supports NVLink and NVSwitch technologies 16 NVMe 2.5" hot-swap drive bays 16 PCIe Gen 3.0 x16 LP slots for RDMA via EDR 	<ul style="list-style-type: none"> 3x 3.5" SAS/SATA drive bays 512GB DDR3 SDRAM 1400W Platinum Level high-efficiency power supply IPMI 2.0 + KVM with dedicated LAN UID LED 	<ul style="list-style-type: none"> 3x 3.5" SAS/SATA drive bays 512GB DDR3 SDRAM 1400W Platinum Level high-efficiency power supply IPMI 2.0 + KVM with dedicated LAN UID LED
Serverboard	SUPER● X11DPG-HGX2X11DPG-HGX2	SUPER● X10SRG-F	SUPER● X10SRG-F
Chipset	Intel® C621 chipset	Intel® C612 chipset	Intel® C612 chipset
System Memory (Max.)*	Up to 6TB 3DS ECC RDIMM, DDR4-2933MHz; Up to 6TB 3DS ECC LRDIMM, DDR4-2933MHz, in 24 DIMM slots; Up to 6TB Intel® Optane™ DC Persistent Memory in memory mode (Cascade Lake only)	512GB Registered ECC, DDR4-2133MHz in 8 DIMM slots	512GB Registered ECC, DDR4-2133MHz in 8 DIMM slots
Expansion Slots	16 PCI-E 3.0 x16 for RDMA via IB EDR; 2 PCI-E 3.0 x16 on MB	2 PCI-E 3.0 x16; 1 PCI-E 3.0 x8;	2 PCI-E 3.0 x16; 1 PCI-E 3.0 x8;
Onboard Storage Controller	Intel® C621 controller for 6 SATA3 (6 Gbps) ports; RAID 0,1,5,10;	Intel® C612 controller for 10 SATA3 (6 Gbps) ports; RAID 0,1,5,10;	Intel® C612 controller for 10 SATA3 (6 Gbps) ports; RAID 0,1,5,10;
Connectivity	Dual LAN with 10GBase-T with Intel® X540 10GbE Controller	N/A	N/A
VGA/Audio	1x VGA, Aspeed AST2500 BMC	1 VGA	1 VGA
Management	Intel® Node Manager, IPMI (Intelligent Platform Management Interface) v2.0 with KVM support, SPM, SSM, SUM, SuperDoctor® 5, Watchdog	Intel® Node Manager; IPMI2.0; NMI; SMCBU and SMM; SuperDoctor III; Watchdog;	Intel® Node Manager; IPMI2.0; NMI; SMCBU and SMM; SuperDoctor III; Watchdog;
Drive Bays	16 hot-swap NVMe 2.5" drive bays; 6 hot-swap SATA 2.5" drive bays	3x 3.5" hot-swap SAS/SATA	3x 3.5" hot-swap SAS/SATA
Peripheral Bays	N/A	1x slim DVD-ROM drive bay 1x USB + COM port tray	1x slim DVD-ROM drive bay 1x USB + COM port tray
Power Supply	6x 3000W Redundant (5+1) Titanium Level Power Supplies	1400W Redundant Platinum Level high-efficiency power supplies with i ² C & PMBus	1400W Redundant Platinum Level high-efficiency power supplies with i ² C & PMBus
Cooling System	6x 80mm Hot-swap PWM Fans; 8x 92mm hot-swap fan;	8x 4cm high-performance counter-rotating PWM fans with optimal fan speed control;	8x 4cm high-performance counter-rotating PWM fans with optimal fan speed control;
Form Factor	10U Rackmount 437 x 452 x 705mm(17.2" x 17.8" x 27.75")	1U 17.2" (437mm) x 1.7" (43mm) x 28.2" (716mm)	1U 17.2" (437mm) x 1.7" (43mm) x 28.2" (716mm)

* Please check with your Supermicro sales representative and website for compatibility and configuration details

1U 4-GPU

1U 4 Pascal GPUs

1U 4-GPU



MODEL	SYS-1028GQ-TR SYS-1028GQ-TRT	SYS-1028GQ-TXR SYS-1028GQ-TXRT	SYS-1028GQ-TVRT
Processor Support	Dual Intel® Xeon® Processor E5-2600 v4/v3 product families supported; QPI up to 9.6GT/s	Dual Intel® Xeon® Processor E5-2600 v4 product family with QPI up to 9.6 GT/s	Dual Intel® Xeon® Processor E5-2600 v4 (Broadwell) product family with QPI up to 9.6 GT/s
Key Applications	<ul style="list-style-type: none"> HPC cluster computer nodes 2D/3D and CAD Applications High-performance computing Oil & Gas Cloud and Virtualization needs Astrophysics 	<ul style="list-style-type: none"> Artificial Intelligence Big Data Analytics High-performance computing Research lab/National Lab Astrophysics Business Intelligence 	<ul style="list-style-type: none"> Artificial Intelligence Big Data Analytics High-performance computing Research lab/National Lab Astrophysics Business Intelligence
Outstanding Features	<ul style="list-style-type: none"> Up to 4 double width GPU cards in 1U Supports 16 DIMM DDR4-2133MHz 2000W Redundant Platinum Level high-efficiency power supplies 4x 2.5" SATA drives IPMI 2.0 + KVM with dedicated LAN GPU health monitoring with fan speed control 	<ul style="list-style-type: none"> Supports up to 4 Pascal GPUs with 80GB/s NVLink Optimized for GPUDirect RDMA 145W CPU support 16 DIMM support (96%) Power Supplies 2x 2.5" Hot-Swap HDD and internal 2x 2.5" HDD IPMI 2.0 + KVM with dedicated LAN GPU health monitoring with fan speed control 	<ul style="list-style-type: none"> Optimized for GPUDirect RDMA Supports 2000W Redundant Titanium Power Supplies IPMI 2.0 + KVM with dedicated LAN GPU health monitoring with fan speed control
Serverboard	SUPER● X10DGQ	SUPER● X10DGQ	SUPER● X10DGQ
Chipset	Intel® C612 Chipset	Intel® C612 Chipset	Intel® C612 chipset
System Memory (Max.)*	Up to 2TB ECC 3DS LRDIMM or RDIMM DDR4-2400MHz in 16 DIMM slots	Up to 2TB ECC 3DS LRDIMM or RDIMM DDR4-2400MHz in 16 DIMM slots	Up to 2TB ECC LRDIMM/RDIMM DDR4-2400MHz in 16 DIMM slots
Expansion Slots	4 PCI-E 3.0 x16 slots (4x GPU/Coprocessor opt.) 2 PCI-E 3.0 x8 (in x16) low profile slot	3 PCI-E by 16 slots 1 PCI-E by 8 low profile slot	3 PCI-E by 16 slots; 1 PCI-E by 8 low profile slots
Onboard Storage Controller	Intel® C612 controller for 4 SATA3 (6Gbps) Ports; RAID 0,1,5,10	Intel® C612 controller for 4 SATA3 (6Gbps) Ports; RAID 0,1,5,10	Intel® C612 controller for 6 SATA3 (6 Gbps) ports; RAID 0,1,5,10;
Connectivity	-TR: Dual LAN with Intel® i350 Gigabit Ethernet controller -TRT: Dual 10Gb Ethernet LAN with Intel® X540 and 10GBase-T Connector	-TXR: Dual LAN with Intel® i350 Gigabit Ethernet controller -TXRT: Dual 10Gb Ethernet LAN with Intel® X540 and 10GBase-T Connector	Dual LAN with Intel X540 Gigabit Ethernet controller; Matrox G200ew graphics
VGA/Audio	AST2400 VGA	AST2400 VGA	1 VGA, 1 Aspeed AST2400 BMC
Management	IPMI 2.0 + KVM with dedicated LAN, Intel® Node Manager, SUM, SPM, SSM, SuperDoctor® 5, Watchdog	IPMI 2.0 + KVM with dedicated LAN, Intel® Node Manager, SUM, SPM, SSM, SuperDoctor® 5, Watchdog	Intel® Node Manager; IPMI2.0; NMI; SPM; SUM; SuperDoctor® 5; Watchdog;
Drive Bays	2x 2.5" hot-swap SATA drive bays; 2x 2.5" internal HDDs	2x 2.5" hot-swap SATA drive bays; 2x 2.5" internal HDDs	2x 2.5" hot-swap SAS/SATA drive bay; 2x 2.5" internal HDDs
Peripheral Bays	N/A	N/A	N/A
Power Supply	Redundant 2000W Platinum Level high-efficiency power supplies	Redundant 2000W Titanium Level high-efficiency power supplies	2000W Redundant Titanium level efficiency redundant power supplies
Cooling System	9x 4cm heavy duty counter-rotating PWM fans with air shroud with optimal fan speed control	9x 4cm heavy duty counter-rotating PWM fans with air shroud with optimal fan speed control	8x 4cm heavy duty counter-rotating fans with air shroud & optimal fan speed control
Form Factor	1U Rackmount 437 x 43 x 894mm (17.2" x 1.7" x 35.2")	1U Rackmount 437 x 43 x 894mm (17.2" x 1.7" x 35.2")	437 x 43 x 894mm (17.2" x 1.7" x 35.2")

* Please check with your Supermicro sales representative and website for compatibility and configuration details

1U 3-GPU

2U GPU
Tesla® Kepler Ready!

2U GPU
Tesla® Kepler Ready!



MODEL	SYS-1028GR-TR SYS-1028GR-TRT	SYS-2028GR-TR SYS-2028GR-TRT	SYS-2028GR-TRH SYS-2028GR-TRHT
Processor Support	Dual Intel® Xeon® Processor E5-2600 v4/v3 product families supported; QPI up to 9.6GT/s	Dual Intel® Xeon® Processor E5-2600 v4/v3 product families supported; QPI up to 9.6GT/s	Dual Intel® Xeon® Processor E5-2600 v4/v3 product families supported; QPI up to 9.6GT/s
Key Applications	<ul style="list-style-type: none"> • 2D/3D and CAD Applications • 3D Rendering • Astrophysics • Chemistry • Cloud and Virtualization needs • Cloud Computing • Financial Analysis • High-performance computing • Oil & Gas 	<ul style="list-style-type: none"> • 2D/3D and CAD Applications • 3D Rendering • Astrophysics • Chemistry • Cloud and Virtualization needs • Cloud Computing • Financial Analysis • High-performance computing • Oil & Gas 	<ul style="list-style-type: none"> • 2D/3D and CAD Applications • 3D Rendering • Astrophysics • Chemistry • Cloud and Virtualization needs • Cloud Computing • Financial Analysis • High-performance computing • Oil & Gas
Outstanding Features	<ul style="list-style-type: none"> • Supports 16 DIMM DDR4-2133MHz • 4x 2.5" SATA drives • GPU health monitoring with fan speed control • Up to 3 GPUs cards in 1U 	<ul style="list-style-type: none"> • Up to 6 PCI-E 3.0 x16 slots support 6 double-width GPU cards • 10x 2.5" SAS/SATA drive bays • 16 DIMM slots • GPU health monitoring with fan speed control • High-density, Enterprise Performance, Cost-effective 	<ul style="list-style-type: none"> • Up to 6 PCI-E 3.0 x16 slots support 6 double-width GPU cards • 10x 2.5" SAS/SATA drive bays • 16 DIMM slots • GPU health monitoring with fan speed control • High-density, Enterprise Performance, Cost-effective
Serverboard	-TR: SUPER● X10DRG-H -TRT: SUPER● X10DRG-HT	-TR: SUPER● X10DRG-H -TRT: SUPER● X10DRG-HT	-TRH: SUPER● X10DRG-H -TRHT: SUPER● X10DRG-HT
Chipset	Intel® C612 Chipset	Intel® C612 Chipset	Intel® C612 Chipset
System Memory (Max.)*	Up to 2TB ECC 3DS LRDIMM or RDIMM DDR4-2400MHz in 16 DIMM slots	Up to 2TB ECC 3DS LRDIMM or RDIMM DDR4-2400MHz in 16 DIMM slots	Up to 2TB ECC 3DS LRDIMM or RDIMM DDR4-2400MHz in 16 DIMM slots
Expansion Slots	3 PCI-E 3.0 x16 slots (3x GPUs/Coprocessor opt.) 1 PCI-E 3.0 x8 (in x16) low profile slot	4x PCI-E 3.0 x16 slots (GPU/Coprocessor opt.); 1 x PCI-E 3.0 x8 (in x16) low profile slot;	6x PCI-E 3.0 x16 slots (GPU/Coprocessor opt.); 1x PCI-E 3.0 x8 (in x16) low profile slot
Onboard Storage Controller	Intel® C612 controller for 4 SATA3 (6Gbps) Ports; RAID 0,1,5,10	Intel® C612 controller for 10 SATA3 (6Gbps) ports; RAID 0,1,5,10	Intel® C612 controller for 10 SATA3 (6Gbps) ports; RAID 0,1,5,10
Connectivity	-TR: Dual LAN with Intel® i350 Gigabit Ethernet controller -TRT: Dual 10Gb Ethernet LAN with Intel® X540 and 10GBase-T Connector	-TR: Dual LAN with Intel® i350 Gigabit Ethernet controller -TRT: Dual 10Gb Ethernet LAN with Intel® X540 and 10GBase-T Connector	-TRH: Dual LAN with Intel® i350 Gigabit Ethernet controller -TRHT: Dual 10Gb Ethernet LAN with Intel® X540 and 10GBase-T Connector
VGA/Audio	AST2400 VGA	AST2400 VGA	AST2400 VGA
Management	IPMI 2.0 + KVM with dedicated LAN, Intel® Node Manager, SUM, SPM, SSM, SuperDoctor® 5, Watchdog	IPMI 2.0 + KVM with dedicated LAN, Intel® Node Manager, SUM, SPM, SSM, SuperDoctor® 5, Watchdog	IPMI 2.0 + KVM with dedicated LAN, Intel® Node Manager, SUM, SPM, SSM, SuperDoctor® 5, Watchdog
Drive Bays	4x 2.5" hot-swap SAS/SATA drive bays	10 x 2.5" hot-swap SAS/SATA drive bay	10 x 2.5" hot-swap SAS/SATA drive bay
Peripheral Bays	N/A	N/A	N/A
Power Supply	Redundant 1600W Platinum Level high-efficiency power supplies	Redundant 2000W Platinum Level high-efficiency power supplies	Redundant 2000W Platinum Level high-efficiency power supplies
Cooling System	10x 4cm heavy duty counter-rotating PWM fans with air shroud with optimal fan speed control	5x 8cm heavy duty fans with optimal fan speed control	5x 8cm heavy duty fans with optimal fan speed control
Form Factor	1U Rackmount 437 x 43 x 777mm (17.2" x 1.7" x 30.6")	2U Rackmount 437 x 89 x 787mm (17.2" x 3.5" x 31")	2U Rackmount 437 x 89 x 787mm (17.2" x 3.5" x 31")

* Please check with your Supermicro sales representative and website for compatibility and configuration details



GPU
TwinPro/TwinPro²



4U 8-GPU



4U 8-GPU



MODEL	SYS-5028TK-HTR	SYS-4028GP-TRT2	SYS-4028GR-TR SYS-4028GR-TRT
Processor Support	Quad set of Coprocessor (codename Knights Landing); optional integrated Intel® Omni-Path fabric	2nd Generation Intel® Xeon® Scalable Processors (Cascade Lake-SP), Intel® Xeon® Scalable Processors. Dual Socket P (LGA 3647) supported, CPU TDP support 205W, 3 UPI up to 10.4 GT/s	Dual Intel® Xeon® Processor E5-2600 v4/v3 product families supported; QPI up to 9.6GT/s
Key Applications	<ul style="list-style-type: none"> HPC/Cluster Financial Analysis Oil and Gas Simulation 	<ul style="list-style-type: none"> Artificial Intelligence Big Data Analytics High-performance computing Research lab/National Lab Astrophysics Business Intelligence 	<ul style="list-style-type: none"> 3D Rendering Astrophysics Chemistry Cloud and Virtualization needs Cloud Computing Compute Intensive Application Up to 8 GPUs/Coprocessor in 4U 24 DIMM slots 24x 2.5" SATA drives GPU health monitoring with fan speed control 4x 1600W Redundant Platinum Level power supplies
Outstanding Features	<ul style="list-style-type: none"> 2 low-profile PCI-E x16 slots Intel® Omni-Path fabric support 4 hot swappable nodes in 2U IPMI 2.0 + KVM with dedicated LAN 	<ul style="list-style-type: none"> 24x 2.5" SATA drives IPMI 2.0 + KVM with dedicated LAN 24 DIMM sockets Supports 8 GPU under one CPU Root Optimized for GPUDirect RDMA 	<ul style="list-style-type: none"> 4x 1600W Redundant Platinum Level power supplies
Serverboard	SUPER● K1SPI	SUPER● X11DPG-OT-CPU	-TR: SUPER● X10DRG-O+-CPU, X10DRG-O-PCI-E -TRT: SUPER● X10DRG-OT+-CPU, X10DRG-O-PCI-E
Chipset	Intel® C612 Chipset	Intel® C612 chipset	Intel® C612 chipset
System Memory (Max.)*	Quad set of up to 384GB ECC LRDIMM, 192GB ECC RDIMM, DDR4-2400MHz in 6 DIMM slots	Up to 6TB 3DS ECC RDIMM, DDR4-2933MHz; Up to 6TB 3DS ECC LRDIMM, DDR4-2933MHz, in 24 DIMM slots(2933MHz in two DIMMs per channel supported on Rev 1.10 MB only) ; Up to 6TB Intel® Optane™ DC Persistent Memory in memory mode (Cascade Lake only);	Up to 3TB ECC 3DS LRDIMM or RDIMM DDR4-2400MHz in 24 DIMM slots
Expansion Slots	Quad set of 2 PCI-E x16 (LP)	11 PCI-E 3.0 x16(FH, FL); 1 PCI-E 3.0 x8(FH, FL, in x16 slot);	8x PCI-E 3.0 x16 (support up to 8 double width GPUs) 2x PCI-E 3.0 x8 1x PCI-E 2.0 x4
Onboard Storage Controller	Quad set of Intel® C612 controller for 10 SATA3 (6 Gbps) ports; RAID 0,1,5,10	Intel® C622 controller for 8 SATA3 (6 Gbps) ports; RAID 0,1,5,10;	Intel® C612 controller for 10 SATA3 (6 Gbps) ports; RAID 0,1,5,10
Connectivity	Quad set of Dual LAN with Intel® i350 Gigabit Ethernet controller	Dual LAN with 10GBase-T with Intel® X540 10GbE Controller and 1x Dedicated IPMI portDual LAN with 10GBase-T with Intel® X540 10GbE Controller; Matrox G200ew graphics	-TR: Dual LAN with Intel® i350 Gigabit Ethernet Controller; -TRT: Dual IAN with Intel® X540 10GBase-T Ethernet Controller
VGA/Audio	AST2400 VGA	Aspeed AST2500 BMC	AST2400 VGA
Management	Quad set of IPMI 2.0 + KVM with dedicated LAN	Intel® Node Manager, IPMI (Intelligent Platform Management Interface) v2.0 with KVM support, IPMI2.0, SPM, SSM, SUM, SuperDoctor® 5, Watchdog	IPMI 2.0 + KVM with dedicated LAN, Intel® Node Manager, SUM, SPM, SSM, SuperDoctor® 5, Watchdog
Drive Bays	Quad set of 3x 3.5" hot-swap SATA drive bays	24x 2.5" HDD drives	24x hot-swap 2.5" SAS/SATA drives
Peripheral Bays	1x slim DVD-ROM drive bay 2x USB 2.0 ports (option)	N/A	N/A
Power Supply	Redundant 2000W Platinum Level high-efficiency Power Supplies with I ² C & PMBus	4x 2000W Redundant Titanium Level high-efficiency power supplies with I ² C & PMBus	Four 1600W (2+2) Redundant Platinum Level high-efficiency power supplies with I ² C & PMBus
Cooling System	4x 8cm heavy duty PWM fans with air shroud and optimal fan speed control	8x 92mm heavy duty counter-rotating fans with air shroud & optimal fan speed control	8x 92mm RPM Hot-Swappable Cooling Fans
Form Factor	2U Rackmount 438 x 88 x 762mm (17.25" x 3.47" x 30")	4U	4U Rackmount 437 x 178 x 737mm (17.2" x 7" x 29")

* Please check with your Supermicro sales representative and website for compatibility and configuration details



4U 10-GPU
Under single CPU root



4U 10-GPU
Under single CPU root



4U 8-GPU



MODEL	SYS-4028GR-TR2	SYS-4028GR-TRT2	SYS-4028GR-TXR
Processor Support	Intel® Xeon® processor E5-2600 v4 with UPI up to 9.6GT/s	Intel® Xeon® processor E5-2600 v4 with UPI up to 9.6GT/s	Dual Intel® Xeon® Processor E5-2600 v4 (Broadwell) product family with UPI up to 9.6 GT/s
Key Applications	<ul style="list-style-type: none"> Artificial Intelligence Big Data Analytics High-performance computing Research lab/National Lab Astrophysics Business Intelligence 	<ul style="list-style-type: none"> Artificial Intelligence Big Data Analytics High-performance computing Research lab/National Lab Astrophysics Business Intelligence 	<ul style="list-style-type: none"> Artificial Intelligence Big Data Analytics High-performance computing Research lab/National Lab Astrophysics Business Intelligence
Outstanding Features	<ul style="list-style-type: none"> 24x 2.5" SATA drives IPMI 2.0 + KVM with dedicated LAN 24 DIMM sockets Supports 8 GPU under one CPU Root Optimized for GPUDirect RDMA 	<ul style="list-style-type: none"> Supports 8 GPU under one CPU Root Optimized for GPUDirect RDMA 24x 2.5" SATA drives IPMI 2.0 + KVM with dedicated LAN 24 DIMM sockets 	<ul style="list-style-type: none"> Support 8 Tesla P100 with 80GB/s NVLINK Support GPUDirect RDMA Support 8 NVMe SSD Support up to 160W CPU Optimized cooling with no GPU pre-heat 2000W (2+2) Redundant Titanium Level Power Supplies with PMBus
Serverboard	SUPER® X10DRG-OT+-CPU	SUPER® X10DRG-OT+-CPU	SUPER® X10DRG-O+-CPU
Chipset	Intel® C612 chipset	Intel® C612 chipset	Intel® C612 chipset
System Memory (Max.)*	Up to 3TB DDR4-2400MHz in 24 DIMM slots	Up to 3TB DDR4-2400MHz in 24 DIMM slots	Up to 3TB ECC 3DS LRDIMM, 2TB ECC RDIMM
Expansion Slots	11 PCI-E 3.0 x16(FH, FL); 1 PCI-E 3.0 x8(FH, FL, in x16 slot);	11 PCI-E 3.0 x16(FH, FL); 1 PCI-E 3.0 x8(FH, FL, in x16 slot);	4 PCI-E 3.0 x16, 2 PCI-E 3.0 x8
Onboard Storage Controller	Intel® C612 chipset supports SATA3 (6Gbps) with RAID 0, 1, 5, 10	Intel® C612 chipset supports SATA3 (6Gbps) with RAID 0, 1, 5, 10	Intel® C612 chipset SATA3 (6Gbps)
Connectivity	Dual 1GbE LAN ports and 1x Dedicated IPMI portDual LAN with Intel I350 Gigabit Ethernet controller; Matrox G200ew graphics	Dual LAN with 10GBase-T with Intel® X540 10GbE Controller and 1x Dedicated IPMI portDual LAN with 10GBase-T with Intel® X540 10GbE Controller; Matrox G200ew graphics	Dual LAN with Intel® i350 GbE LAN Controller
VGA/Audio	Aspeed AST2400 BMC	Aspeed AST2400 BMC	Aspeed AST2400 BMC
Management	IPMI2.0, SPM, SUM, SuperDoctor® 5	IPMI2.0, SPM, SUM, SuperDoctor® 5	IPMI2.0; SPM; SUM; SuperDoctor® 5;
Drive Bays	24x 2.5" HDD drives	24x 2.5" HDD drives	16x 2.5" Hot-wap SATA/SAS drives; Supports 8 NVMe Drives
Peripheral Bays	N/A	N/A	N/A
Power Supply	4x 2000W Redundant Titanium Level high-efficiency power supplies with iPC & PMBus	4x 2000W Redundant Titanium Level high-efficiency power supplies with iPC & PMBus	2000W(2+2) Redundant Power Supplies Titanium Level (96%+)
Cooling System	8x 92mm heavy duty counter-rotating fans with air shroud & optimal fan speed control	8x 92mm heavy duty counter-rotating fans with air shroud & optimal fan speed control	8x 92mm Cooling Fans
Form Factor	4U	4U	447 x 178 x 805mm (17.6" x 7.0" x 31.7")

* Please check with your Supermicro sales representative and website for compatibility and configuration details



4U 8-GPU



4U X10 GPU



MODEL	SYS-4028GR-TXRT	SYS-4028GR-TVRT
Processor Support	Intel® Xeon® processor E5-2600 v4 product family with QPI up to 9.6GT/s	Dual Intel® Xeon® Processor E5-2600 v4 (Broadwell) product family with UPI up to 9.6 GT/s
Key Applications	<ul style="list-style-type: none"> Artificial Intelligence Big Data Analytics High-performance computing Research lab/National Lab Astrophysics Business Intelligence 	<ul style="list-style-type: none"> Artificial Intelligence Big Data Analytics High-performance computing Research lab/National Lab Astrophysics Business Intelligence
Outstanding Features	<ul style="list-style-type: none"> Support 8 Tesla P100 with 80GB/s NVLINK Support GPU Direct RDMA Support 8 NVMe SSD Support up to 160W CPU Optimized cooling with no GPU pre-heat 2000W (2+2) Redundant Titanium Level Power Supplies with PMBus 	<ul style="list-style-type: none"> Support 8 Tesla V100 GPUs with 300GB/s NVLink Support GPU Direct RDMA Support 8 NVMe SSD Support up to 160W CPU Optimized cooling with no GPU pre-heat 2000W (2+2) Redundant Titanium Level Power Supplies with PMBus
Serverboard	SUPER● X10DRG-OT+-CPU	SUPER●
Chipset	Intel® C612 Chipset	Intel® C612 chipset
System Memory (Max.)*	Up to 3TB DDR4-2400MHz in 24 DIMM slots	Up to 3TB ECC 3DS LRDIMM, 2TB ECC RDIMM
Expansion Slots	4 x PCI-E 3.0 x16 2 x PCI-E 3.0 x8	4 PCI-E 3.0 x16, 2 PCI-E 3.0 x8
Onboard Storage Controller	Intel® C612 controller for 4 SATA3 (6Gbps) Ports; RAID 0,1,5,10	Intel® C612 chipset SATA3 (6Gbps)
Connectivity	Dual LAN with 10GBase-T with Intel® X540 10GbE Controller; Dual LAN with Intel® I350 Gigabit Ethernet controller	N/A
VGA/Audio	Matrox G200ew graphics	Dual LAN with Intel® x540 Ethernet Controller;
Management	IPMI 2.0 + KVM with dedicated LAN, Intel® Node Manager, SUM, SPM, SSM, SuperDoctor® 5, Watchdog	IPMI2.0; SPM; SUM; SuperDoctor® 5;
Drive Bays	24 x 2.5" HDD drive bays	16x 2.5" Hot-wap SATA/SAS drives; Supports 8 NVMe Drives
Peripheral Bays	N/A	N/A
Power Supply	4x 2000W Redundant Titanium Level (96%+) high-efficiency power supplies with i²C & PMBus	2000W(2+2) Redundant Power Supplies Titanium Level (96%+)
Cooling System	8x 92mm heavy duty counter-rotating fans with air shroud & optimal fan speed control	8x 92mm Cooling Fans
Form Factor	4U Rackmount 447 x 178 x 805mm (17.6" x 7.0" x 31.7")	447 x 178 x 805mm (17.6" x 7.0" x 31.7")

* Please check with your Supermicro sales representative and website for compatibility and configuration details



GPU Workstation Code Optimization



SuperWorkstation Thunderbolt Support Supports 4 GPUs



MODEL	SYS-5038K-i	SYS-7048GR-TR
Processor Support	Single Intel® Xeon® Phi™ x200 processor (LGA 3647) supported (non-fabric)	Dual Intel® Xeon® Processor E5-2600 v4/v3 product families supported; QPI up to 9.6GT/s
Key Applications	<ul style="list-style-type: none"> • HPC/Cluster • Financial Analysis • Oil and Gas Simulation • Code Optimization 	<ul style="list-style-type: none"> • HPC cluster computer nodes • Simulation and Creation Design • Imaging and Computer Vision
Outstanding Features	<ul style="list-style-type: none"> • Quiet Operation (31 dBA for 215 W CPUs) • Single Intel® Xeon® Phi™ x200 Processor • IPMI 2.0 + KVM with dedicated LAN • Mid Tower ATX Chassis 	<ul style="list-style-type: none"> • 16 DIMM slots • 2000W Redundant Titanium Level high-efficiency power supplies • 16 DIMM slots • 8 Hot-swap 3.5" SATA/SAS drive bays • IPMI 2.0 + KVM with dedicated LAN • 7.1 HD Audio Header • 4 x PCI-E 3.0 x16 slots, 2 x PCI-E 3.0 x8 (1 in x16), 1 x PCI-E 2.0 x4 (in x8)
Serverboard	SUPER● K1SPE	SUPER● X10DRG-Q
Chipset	Intel® C612 chipset	Intel® C612 chipset
System Memory (Max.)*	Up to 384GB ECC LRDIMM, 192GB ECC RDIMM, DDR4-2400MHz in 6 DIMM slots	Up to 2TB ECC 3DS LRDIMM or RDIMM DDR4-2400MHz in 16 DIMM slots
Expansion Slots	2 PCI-E 3.0 x16; 1 PCI-E 3.0 x4	4 PCI-E 3.0 x16 (double-width), 2 PCI-E 3.0 x8 (1 in x16 slot), 1 PCI-E 2.0 x4 (in x8), Support Thunderbolt 2.0 AOC
Onboard Storage Controller	Intel® C612 controller with SATA3 (6 Gbps) ports supporting RAID 0,1,5	Intel® C612 AHCI controller for 8 SATA3 (6 Gbps) ports; RAID 0,1,5,10;
Connectivity	Dual LAN with Intel® i350 Gigabit Ethernet controller	Dual LAN with Intel® i350 Gigabit Ethernet Controllers
VGA/Audio	Aspeed AST2400 BMC	AST2400 VGA
Management	IPMI 2.0 + KVM with dedicated LAN	IPMI 2.0 + KVM with dedicated LAN, Intel® Node Manager, SUM, SPM, SSM, SuperDoctor® 5, Watchdog
Drive Bays	6x 3.5" tool-less HDD trays; 4x 2.5" tool-less HDD trays	8x hot-swap 3.5" SAS/SATA drive bays
Peripheral Bays	2x 5.25" bays	3x 5.25" drive bays in storage module - rotates 90° for Rackmount, 1x 3.5" fixed drive bay
Power Supply	750W Multi-output 80Plus Gold power supply	2000W Redundant Titanium Level high-efficiency power supplies with I ² C & PMBus
Cooling System	Dual cooling zones; 2x 120 mm front chassis fans, 1x 80 mm mid chassis fan, 1x 120 mm rear chassis fan, 2x 120 mm radiator exhaust fans, and a closed loop liquid cooling unit	4x 92x38mm 4-pin PWM Middle Cooling Fans, 2x 80x38mm 4-pin PWM Rear Exhaust Fans
Form Factor	Mid-Tower ATX 201 x 460 x 493mm (7.9" x 18.1" x 19.4")	4U Tower 462 x 178 x 673mm (18.2" x 7" x 26.5")

* Please check with your Supermicro sales representative and website for compatibility and configuration details

X11 BigTwin™ / TwinPro™ / Twin

Intel® Xeon® Scalable Processors Supported (Cascade Lake/Skylake)



- **A Full Range of Processors** Up to the highest performing 205 watt TDP CPUs
- **Maximum Memory** 6TB in 24 DIMMs per node
- **All-Flash NVMe** 24 NVMe or Hybrid NVMe/SAS3 drives
- **Double the I/O Capacity** Three PCI-E 3.0 x16 options per node

3 UPI BigTwin™

Features:

- 1 SIOM flexible networking slot
- 2 Low Profile PCI-E 3.0 x16 expansion Slots
- Up to 56 cores with Dual Intel® Xeon® Scalable Processors
- Up to 6TB DDR4-2933 in 24 DIMM Slots
- 4 counter rotating fans support N+1 cooling redundancy
- 2 NVMe/SATA hybrid M.2 w/ optional adapter
- 1 SATA DOM



Rear View

SYS-2029BZ-HNR

4 Hot-swappable Nodes in 2U
6 Hot-swappable NVMe Drives per Node

BigTwin™




SYS-6029BT-HNCOR

**SYS-2029BT-HTR/HNR/HNCOR/HNC1R/HNTR
SYS-2029BT-DNCOR**

Features:


- 4/2 hot swappable nodes in 2U
- 24 DIMMs per node
- 24 NVMe Support (-HNR)
- 1 SIOM slot per node
- 2 low-profile PCI-E x16 slots per node
- Quad set of IPMI 2.0 + KVM with dedicated LAN

TwinPro²™ /SIOM



SYS-2029TP-HTR/HC1R/HCOR

4 DP Nodes in 2U,
24x 2.5" SAS3/SATA3 drives



6028TP-H Series

4 DP Nodes in 2U,
12x 3.5" SAS3/SATA3 drives



(Rear View)



X11 FatTwin™

- **A Full Range of Processors** Up to 165 watt TDP CPUs
- **High Density** 8/4 hot-plug node 4U SuperServer®
- **Power Efficient** Redundant 2200W Titanium Level (96%) Power Supplies
- **Twin Innovation** Based on proven Supermicro Twin Technology



**SYS-F619P2-FT
SYS-F619P3-FT**

8 DP Nodes, 2x 3.5" or 2.5" drives per node, 12 DIMMs, FIO



Front View

**SYS-F619P2-FT
SYS-F619P3-FT**



Rear View

Twin/TwinPro/BigTwin Naming Guide

SYS-2029BT-HNC0R

1st 2nd 3rd 4th 5th 6th 7th 9th

2.5" Hard Drives

Character	Representation	Options
1st	Form Factor	<ul style="list-style-type: none"> • 1 = 1U • 2 = 2U
2nd	Reserved	<ul style="list-style-type: none"> • 0 = Reserved
3rd	Generation	<ul style="list-style-type: none"> • 2 = Dual processor
4th	System Generation	<ul style="list-style-type: none"> • 9 = X11 Series • 8 = X10 Series • 7 = X9 Series
5th	Chipset	<ul style="list-style-type: none"> • BT = BigTwin • TP = TwinPro (X10, X11) • PR = TwinPro (X9) • TK = TwinPro (Xeon® Phi) • TR = Twin
6th	HDD Interface	<ul style="list-style-type: none"> • 70 = Broadcom 2008 • 71 = Broadcom 2108 • 72 = Broadcom 2208 • 73 = Broadcom 2308 • C0 = SAS3 IT Mode, Broadcom 3008 • C1 = SAS3 HW RAID, Broadcom 3108 • N = NVMe • T = SATA
7th	Power Redundancy	<ul style="list-style-type: none"> • F: IB FDR / 40G Ethernet • Q: QDR • T: 10GBase-T
8th	Connectivity	<ul style="list-style-type: none"> • R = Redundant Power Supplies • + = 24 DIMM (X10) / 16 DIMM (older X9) • F = Onboard BMC (older X9) • -SIOM = SIOM slot (X10)
9th	Power Type	
10th	Others	

SYS-6029TP-HC1R

1st 2nd 3rd 4th 5th 6th 7th 9th

3.5" Hard Drives

Character	Representation	Options
1st	CPU	<ul style="list-style-type: none"> • 6 = Dual processor • 0 = Reserved
2nd	Reserved	
3rd	Form Factor	<ul style="list-style-type: none"> • 1 = 1U • 2 = 2U
4th	Generation	<ul style="list-style-type: none"> • 9 = X11 Series • 8 = X10 Series • 7 = X9 Series
5th	Chipset / System Platform	<ul style="list-style-type: none"> • BT = BigTwin • TP = TwinPro (X10, X11) • PR = TwinPro (X9) • TK = TwinPro (Xeon® Phi) • TR = Twin
6th	# of Nodes	<ul style="list-style-type: none"> • D: 2 nodes • H: 4 nodes
7th	Interface / Other	<ul style="list-style-type: none"> • 70 = Broadcom 2008 • 71 = Broadcom 2108 • 72 = Broadcom 2208 • 73 = Broadcom 2308 • C0 = SAS3 IT Mode, Broadcom 3008 • C1 = SAS3 HW RAID, Broadcom 3108 • N = NVMe • T = SATA
8th	Connectivity	<ul style="list-style-type: none"> • F: IB FDR / 40G Ethernet • Q: QDR • T: 10GBase-T
9th	Power Type	<ul style="list-style-type: none"> • R = Redundant Power Supplies • + = 24 DIMM (X10) / 16 DIMM (older X9) • F = Onboard BMC (older X9) • -SIOM = SIOM slot (X10)
10th	Others	

FatTwin Naming Guide

SYS-F618R2-RC0+

1st 2nd 3rd 4th 5th 6th 7th 8th 9th

FatTwin Servers with 2.5" Hard Drives

Character	Representation	Options
1st	Product Series	<ul style="list-style-type: none"> • F = FatTwin
2nd	Number of processor(s)	<ul style="list-style-type: none"> • 5 = UP • 6 = DP • 8 = QP
3rd	Tray Height / Form Factor	<ul style="list-style-type: none"> • 1 = 1U • 2 = 2U • 4 = 4U
4th	System Generation	<ul style="list-style-type: none"> • 9 = X11 Series • 8 = X10 Series • 7 = X9 Series
5th	Chipset / Socket / Platform	<ul style="list-style-type: none"> • P = Socket P • R = Socket R • B = Socket B2 • G = GPU node • H = Hadoop node
6th	HDD/Tray Form Factor	<ul style="list-style-type: none"> • 2: Half width tray with 2.5" drives • 4: Full width tray with 2.5" drives
7th	I/O Direction	<ul style="list-style-type: none"> • F = Front I/O • R = Rear I/O
8th	Controller Interface	<ul style="list-style-type: none"> • 72: Broadcom 2208 controller • 73: Broadcom 2308 controller • T: Intel® SATA • C0: Broadcom 3008 controller • C1: Broadcom 3108 controller
9th and 10th	Additional	<ul style="list-style-type: none"> • B = Rear HDDs • PT = 10G LAN • + = 16 DIMMs (X9, X10) • L = Cost effective • N = NVMe drives • F = Infiniband 56Gbps

SYS-F629P3-RC0B

1st 2nd 3rd 4th 5th 6th 7th 8th 9th

FatTwin Servers with 3.5" Hard Drives

Character	Representation	Options
1st	Product Series	<ul style="list-style-type: none"> • F = FatTwin
2nd	Number of processor(s)	<ul style="list-style-type: none"> • 5 = UP • 6 = DP • 8 = QP
3rd	Tray Height / Form Factor	<ul style="list-style-type: none"> • 1 = 1U • 2 = 2U • 4 = 4U
4th	System Generation	<ul style="list-style-type: none"> • 9 = X11 Series • 8 = X10 Series • 7 = X9 Series
5th	Chipset / Socket / Platform	<ul style="list-style-type: none"> • P = Socket P • R = Socket R • B = Socket B2 • G = GPU node • H = Hadoop node
6th	HDD/Tray Form Factor	<ul style="list-style-type: none"> • 3: Half width tray with 3.5" drives • 6: Full width tray with 3.5" drives
7th	I/O Direction	<ul style="list-style-type: none"> • F = Front I/O • R = Rear I/O
8th	Controller Interface	<ul style="list-style-type: none"> • 72: Broadcom 2208 controller • 73: Broadcom 2308 controller • T: Intel® SATA • C0: Broadcom 3008 controller • C1: Broadcom 3108 controller
9th and 10th	Additional	<ul style="list-style-type: none"> • B = Rear HDDs • PT = 10G LAN • + = 16 DIMMs (X9, X10) • L = Cost effective • N = NVMe drives • F = Infiniband 56Gbps



X11 BigTwin
Dual DP Nodes,
24 Hybrid SAS3/NVMe Drive Bays



X11 BigTwin
Dual DP Nodes,
24 Hybrid NVMe/SAS3 Drive Bays



X11 BigTwin
Quad DP Nodes,
24 Hybrid NVMe/SAS3 Drive Bays



MODEL	SYS-2029BT-DNC0R	SYS-2029BT-DNR	SYS-2029BT-HNC0R
Processor Support	2nd Generation Intel® Xeon® Scalable Processors (Cascade Lake-SP), Intel® Xeon® Scalable Processors. Dual Socket P (LGA 3647) supported, CPU TDP support 205W, 2 UPI up to 10.4 GT/s	2nd Generation Intel® Xeon® Scalable Processors (Cascade Lake-SP), Intel® Xeon® Scalable Processors. Dual Socket P (LGA 3647) supported, CPU TDP support 205W, 2 UPI up to 10.4 GT/s	2nd Generation Intel® Xeon® Scalable Processors (Cascade Lake-SP), Intel® Xeon® Scalable Processors. Dual Socket P (LGA 3647) supported, CPU TDP support 205W, 2 UPI up to 10.4 GT/s
Key Applications	<ul style="list-style-type: none"> • Hyperscale and Hyperconverged Solutions • Compute Intensive Application • Enterprise Server • Data Center • HPC 	<ul style="list-style-type: none"> • Hyperscale and Hyperconverged Solutions • Compute Intensive Application • Enterprise Server • Data Center • HPC 	<ul style="list-style-type: none"> • Hyperscale and Hyperconverged Solutions • Compute Intensive Application • Enterprise Server • Data Center • HPC
Outstanding Features	<ul style="list-style-type: none"> • 2 Nodes in 2U • 24 DIMMs per node • NVMe Support • 2 M.2 SATA3 or NVMe support • 3 PCI-E Add-on cards • 1 SIOM card support 	<ul style="list-style-type: none"> • 2 Nodes in 2U • 24 DIMMs per node • NVMe Support • 2 M.2 SATA3 or NVMe support • 3 PCI-E Add-on cards • 1 SIOM card support 	<ul style="list-style-type: none"> • 4 Nodes in 2U • 24 DIMMs per node • NVMe Support • 2 M.2 SATA3 or NVMe support • 2 Low -profile PCI-E X16 slot • 1 SIOM card support
Serverboard	SUPER● X11DPT-B	SUPER● X11DPT-B	SUPER● X11DPT-B
Chipset	Intel® C621 chipset	Intel® C621 chipset	Intel® C621 chipset
System Memory (Max.)*	Up to 6TB 3DS ECC RDIMM, DDR4-2933MHz; Up to 6TB 3DS ECC LRDIMM, DDR4-2933MHz, in 24 DIMM slots; Up to 6TB Intel® Optane™ DC Persistent Memory in memory mode (Cascade Lake only);	Up to 6TB 3DS ECC RDIMM, DDR4-2933MHz; Up to 6TB 3DS ECC LRDIMM, DDR4-2933MHz, in 24 DIMM slots; Up to 6TB Intel® Optane™ DC Persistent Memory in memory mode (Cascade Lake only);	Up to 6TB 3DS ECC RDIMM, DDR4-2933MHz; Up to 6TB 3DS ECC LRDIMM, DDR4-2933MHz, in 24 DIMM slots; Up to 6TB Intel® Optane™ DC Persistent Memory in memory mode (Cascade Lake only);
Expansion Slots	2 PCI-E 3.0 x8; 1 PCI-E 3.0 x16; 1 SIOM card support Note: Must bundle with Network Card	2 PCI-E 3.0 x8; 1 PCI-E 3.0 x16; 1 SIOM card support Note: Must bundle with Network Card	2 PCI-E 3.0 X16(LP), 1 SIOM card support Note: Must bundle with Network Card
Onboard Storage Controller	Broadcom 3216 SAS3 (12 Gbps) controller; IT mode	NVMe	Broadcom 3008 SAS3 (12Gbps) controller; IT mode
Connectivity	SIOM Networking Card For Flexible Networking Options	SIOM Networking Card For Flexible Networking Options	SIOM Networking Card For Flexible Networking Options
VGA/Audio	Aspeed AST2500 BMC	Aspeed AST2500 BMC	Aspeed AST2500 BMC
Management	Intel® Node Manager; IPMI2.0; KVM with dedicated LAN; SPM; SSM; SUM; SuperDoctor® 5; Watchdog	Intel® Node Manager; IPMI2.0; KVM with dedicated LAN; SPM; SSM; SUM; SuperDoctor® 5; Watchdog	Intel® Node Manager; IPMI2.0; KVM with dedicated LAN; SPM; SSM; SUM; SuperDoctor® 5; Watchdog
Drive Bays	4 Hot-swap 2.5" NVMe/SAS drive bays + 8 Hot-swap 2.5" SAS drive bays per node	12 Hot-swap 2.5" NVMe drive bays per node	4 Hot-swap 2.5" NVMe/SAS drive bays + 2 Hot-swap 2.5" SAS drive bays per node
Peripheral Bays	N/A	N/A	N/A
Power Supply	Redundant 2200W Titanium Level high-efficiency power supplies with I ² C&PMbus	Redundant 2200W Titanium Level high-efficiency power supplies with I ² C&PMbus	Redundant 2200W Titanium Level high-efficiency power supplies with I ² C&PMbus
Cooling System	4x 8cm heavy duty PWM fans with air shroud	4x 8cm heavy duty PWM fans with air shroud	4x 8cm heavy duty PWM fans with air shroud
Form Factor	432 x 88 x 711mm (17.6" x 3.47" x 28.75")	447 x 76 x 730mm (17.6" x 3.47" x 28.75")	447 x 88 x 730mm (17.6" x 3.47" x 28.75")

* Please check with your Supermicro sales representative and website for compatibility and configuration details

Twin



X11 BigTwin
Quad DP Nodes,
24 Hybrid NVMe/SAS3 HW RAID Drive Bays



X11 BigTwin
Quad DP Nodes,
24 NVMe Drive Bays



X11 BigTwin
Quad DP Nodes,
24 Hybrid NVMe/SATA3 Drive Bays



MODEL	SYS-2029BT-HNC1R	SYS-2029BT-HNR	SYS-2029BT-HNTR
Processor Support	2nd Generation Intel® Xeon® Scalable Processors (Cascade Lake-SP), Intel® Xeon® Scalable Processors. Dual Socket P (LGA 3647) supported, CPU TDP support 205W, 2 UPI up to 10.4 GT/s	2nd Generation Intel® Xeon® Scalable Processors (Cascade Lake-SP), Intel® Xeon® Scalable Processors. Dual Socket P (LGA 3647) supported, CPU TDP support 205W, 2 UPI up to 10.4 GT/s	2nd Generation Intel® Xeon® Scalable Processors (Cascade Lake-SP), Intel® Xeon® Scalable Processors. Dual Socket P (LGA 3647) supported, CPU TDP support 205W, 2 UPI up to 10.4 GT/s
Key Applications	<ul style="list-style-type: none"> Hyperscale and Hyperconverged Solutions Compute Intensive Application Enterprise Server Data Center HPC 	<ul style="list-style-type: none"> Hyperscale and Hyperconverged Solutions Compute Intensive Application Enterprise Server Data Center HPC 	<ul style="list-style-type: none"> Hyperscale and Hyperconverged Solutions Compute Intensive Application Enterprise Server Data Center HPC
Outstanding Features	<ul style="list-style-type: none"> 4 Nodes in 2U 24 DIMMs per node 12Gb/s SAS HW RAID & NVMe 2 M.2 SATA3 or NVMe support 1 Low Profile PCI-E x16 slot 1 SIOM card support 	<ul style="list-style-type: none"> 4 Nodes in 2U 24 DIMMs per node NVMe Support 2 M.2 SATA3 or NVMe support 2 Low -profile PCI-E X16 slot 1 SIOM card support 	<ul style="list-style-type: none"> 4 Nodes in 2U 24 DIMMs per node NVMe Support 1 M.2 SATA3 or NVMe support 2 Low -profile PCI-E X16 slot 1 SIOM card support
Serverboard	SUPER® X11DPT-B	SUPER® X11DPT-B	SUPER® X11DPT-B
Chipset	Intel® C621 chipset	Intel® C621 chipset	Intel® C621 chipset
System Memory (Max.)*	Up to 6TB 3DS ECC RDIMM, DDR4-2933MHz; Up to 6TB 3DS ECC LRDIMM, DDR4-2933MHz, in 24 DIMM slots; Up to 6TB Intel® Optane™ DC Persistent Memory in memory mode (Cascade Lake only);	Up to 6TB 3DS ECC RDIMM, DDR4-2933MHz; Up to 6TB 3DS ECC LRDIMM, DDR4-2933MHz, in 24 DIMM slots; Up to 6TB Intel® Optane™ DC Persistent Memory in memory mode (Cascade Lake only);	Up to 6TB 3DS ECC RDIMM, DDR4-2933MHz; Up to 6TB 3DS ECC LRDIMM, DDR4-2933MHz, in 24 DIMM slots; Up to 6TB Intel® Optane™ DC Persistent Memory in memory mode (Cascade Lake only);
Expansion Slots	1 PCI-E 3.0 X16(LP), 1 SIOM card support Note: Must bundle with Network Card	2 PCI-E 3.0 X16(LP), 1 SIOM card support Note: Must bundle with Network Card	2 PCI-E 3.0 X16(LP), 1 SIOM card support Note: Must bundle with Network Card
Onboard Storage Controller	Broadcom 3108 SAS3 (12Gbps) RAID controller; RAID 0, 1, 5, 6, 10, 50, 60	NVMe	Intel® C621 controller for SATA3 (6 Gbps) ports; RAID 0,1,5,10;
Connectivity	SIOM Networking Card For Flexible Networking Options	SIOM Networking Card For Flexible Networking Options	SIOM Networking Card For Flexible Networking Options
VGA/Audio	Aspeed AST2500 BMC	Aspeed AST2500 BMC	Aspeed AST2500 BMC
Management	Intel® Node Manager; IPMI2.0; KVM with dedicated LAN; SPM; SSM; SUM; SuperDoctor® 5; Watchdog	Intel® Node Manager; IPMI2.0; KVM with dedicated LAN; SPM; SSM; SUM; SuperDoctor® 5; Watchdog	Intel® Node Manager; IPMI2.0; KVM with dedicated LAN; SPM; SSM; SUM; SuperDoctor® 5; Watchdog
Drive Bays	4 Hot-swap 2.5" NVMe/SAS drive bays + 2 Hot-swap 2.5" SAS drive bays per node	6 Hot-swap 2.5" NVMe drive bays per node	4 Hot-swap 2.5" NVMe/SATA3 drive bays + 2 Hot-swap 2.5" SATA3 drive bays per node
Peripheral Bays	N/A	N/A	N/A
Power Supply	Redundant 2200W Titanium Level high-efficiency power supplies with I ² C&PMbus	Redundant 2200W Titanium Level high-efficiency power supplies with I ² C&PMbus	Redundant 2200W Titanium Level high-efficiency power supplies with I ² C&PMbus
Cooling System	4x 8cm heavy duty PWM fans with air shroud	4x 8cm heavy duty PWM fans with air shroud	4x 8cm heavy duty PWM fans with air shroud
Form Factor	447 x 88 x 730mm (17.6" x 3.47" x 28.75")	447 x 88 x 730mm (17.6" x 3.47" x 28.75")	447 x 88 x 730mm (17.6" x 3.47" x 28.75")

* Please check with your Supermicro sales representative and website for compatibility and configuration details

X11 BigTwin
Quad DP Nodes, 24 SATA Drive Bays

X11 BigTwin 3 UPI
Quad DP Nodes, 24 NVMe Drive Bays



MODEL	SYS-2029BT-HTR	SYS-2029BZ-HNR
Processor Support	2nd Generation Intel® Xeon® Scalable Processors (Cascade Lake-SP), Intel® Xeon® Scalable Processors. Dual Socket P (LGA 3647) supported, CPU TDP support 205W, 2 UPI up to 10.4 GT/s	2nd Generation Intel® Xeon® Scalable Processors (Cascade Lake-SP), Intel® Xeon® Scalable Processors. Dual Socket P (LGA 3647) supported, CPU TDP support 205W, 3 UPI up to 10.4 GT/s
Key Applications	<ul style="list-style-type: none"> • Hyperscale and Hyperconverged Solutions • Compute Intensive Application • Enterprise Server • Data Center • HPC 	<ul style="list-style-type: none"> • Hyperscale and Hyperconverged Solutions • Compute Intensive Application • Enterprise Server • Data Center • HPC
Outstanding Features	<ul style="list-style-type: none"> • 4 Nodes in 2U • 24 DIMMs per node • SATA 3.0 (6Gbps) support • 2 Low-profile PCI-E slots • 1 SIOM card support 	<ul style="list-style-type: none"> • 4 Nodes in 2U • 24 DIMMs per node • NVMe Support • 2 M.2 SATA3 or NVMe support • 2 Low-profile PCI-E X16 slot • 1 SIOM card support
Serverboard	SUPER● X11DPT-B	SUPER● X11DPT-BH
Chipset	Intel® C621 chipset	Intel® C621 chipset
System Memory (Max.)*	Up to 6TB 3DS ECC RDIMM, DDR4-2933MHz; Up to 6TB 3DS ECC LRDIMM, DDR4-2933MHz, in 24 DIMM slots; Up to 6TB Intel® Optane™ DC Persistent Memory in memory mode (Cascade Lake only);	Up to 6TB 3DS ECC RDIMM, DDR4-2933MHz; Up to 6TB 3DS ECC LRDIMM, DDR4-2933MHz, in 24 DIMM slots; Up to 6TB Intel® Optane™ DC Persistent Memory in memory mode (Cascade Lake only);
Expansion Slots	2 PCI-E 3.0 X16(LP) 1 SIOM card support Note: Must bundle with Network Card	2 PCI-E 3.0 X16(LP), 1 SIOM card support Note: Must bundle with Network Card
Onboard Storage Controller	Intel C621 SATA (6 Gbps) controller; RAID 0,1,5,10	NVMe
Connectivity	SIOM Networking Card For Flexible Networking Options	SIOM Networking Card For Flexible Networking Options
VGA/Audio	Aspeed AST2500 BMC	Aspeed AST2500 BMC
Management	Intel® Node Manager; IPMI2.0; KVM with dedicated LAN; SPM; SSM; SUM; SuperDoctor® 5; Watchdog	Intel® Node Manager; IPMI2.0; KVM with dedicated LAN; SPM; SSM; SUM; SuperDoctor® 5; Watchdog
Drive Bays	6 Hot-swap 2.5" SATA drive bays per node	6 Hot-swap 2.5" NVMe drive bays per node
Peripheral Bays	N/A	N/A
Power Supply	Redundant 2200W Titanium Level high-efficiency power supplies with i²C&PMBus	Redundant 2600W Titanium Level high-efficiency power supplies with i²C&PMBus
Cooling System	4x 8cm heavy duty PWM fans with air shroud	4x 40x56mm heavy duty PWM fans per node with air shroud
Form Factor	447 x 88 x 730mm (17.6" x 3.47" x 28.75")	447 x 88 x 730mm (17.6" x 3.47" x 28.75")

Twin

* Please check with your Supermicro sales representative and website for compatibility and configuration details



X11 BigTwin
Dual DP Nodes,
12 Hybrid SAS3/NVMe Drive Bays



X11 BigTwin
Quad DP Nodes,
12 Hybrid SAS3/NVMe Drive Bays



MODEL	SYS-6029BT-DNC0R	SYS-6029BT-HNC0R
Processor Support	2nd Generation Intel® Xeon® Scalable Processors (Cascade Lake-SP), Intel® Xeon® Scalable Processors. Dual Socket P (LGA 3647) supported, CPU TDP support 205W, 2 UPI up to 10.4 GT/s	2nd Generation Intel® Xeon® Scalable Processors (Cascade Lake-SP), Intel® Xeon® Scalable Processors. Dual Socket P (LGA 3647) supported, CPU TDP support 205W, 2 UPI up to 10.4 GT/s
Key Applications	<ul style="list-style-type: none"> • Hyperscale and Hyperconverged Solutions • Compute Intensive Application • Enterprise Server • Data Center • HPC 	<ul style="list-style-type: none"> • Hyperscale and Hyperconverged Solutions • Compute Intensive Application • Enterprise Server • Data Center • HPC
Outstanding Features	<ul style="list-style-type: none"> • 2 Nodes in 2U • 24 DIMMs per node • NVMe Support • 2 M.2 SATA3 or NVMe support • 3 PCI-E Add-on cards • 1 SIOM card support 	<ul style="list-style-type: none"> • 4 Nodes in 2U • 24 DIMMs per node • NVMe Support • 2 M.2 SATA3 or NVMe support • 2 Low -profile PCI-E 3.0 x16 slot • 1 SIOM card support
Serverboard	SUPER● X11DPT-B	SUPER● X11DPT-B
Chipset	Intel® C621 chipset	Intel® C621 chipset
System Memory (Max.)*	Up to 6TB 3DS ECC RDIMM, DDR4-2933MHz; Up to 6TB 3DS ECC LRDIMM, DDR4-2933MHz, in 24 DIMM slots; Up to 6TB Intel® Optane™ DC Persistent Memory in memory mode (Cascade Lake only);	Up to 6TB 3DS ECC RDIMM, DDR4-2933MHz; Up to 6TB 3DS ECC LRDIMM, DDR4-2933MHz, in 24 DIMM slots; Up to 6TB Intel® Optane™ DC Persistent Memory in memory mode (Cascade Lake only);
Expansion Slots	2 PCI-E 3.0 x8; 1 PCI-E 3.0 x16; 1 SIOM card support Note: Must bundle with Network Card	2 PCI-E 3.0 x16(LP), 1 SIOM card support Note: Must bundle with Network Card
Onboard Storage Controller	Broadcom 3008 SAS3 (12 Gbps) controller; IT mode	Broadcom 3008 SAS3 (12Gbps) controller; IT mode
Connectivity	SIOM Networking Card For Flexible Networking Options	SIOM Networking Card For Flexible Networking Options
VGA/Audio	Aspeed AST2500 BMC	Aspeed AST2500 BMC
Management	Intel® Node Manager; IPMI2.0; KVM with dedicated LAN; SPM; SSM; SUM; SuperDoctor® 5; Watchdog	Intel® Node Manager; IPMI2.0; KVM with dedicated LAN; SPM; SSM; SUM; SuperDoctor® 5; Watchdog
Drive Bays	3 Hot-swap 3.5" & NVMe/SAS drive bays + 3 Hot-swap 3.5" & SAS drive bays per node	3 Hot-swap 3.5" & NVMe/SAS drive bays per node
Peripheral Bays	N/A	N/A
Power Supply	Redundant 2200W Titanium Level high-efficiency power supplies with i²C&PMbus	Redundant 2200W Titanium Level high-efficiency power supplies with i²C&PMbus
Cooling System	4x 8cm heavy duty PWM fans with air shroud	4x 8cm heavy duty PWM fans with air shroud
Form Factor	447 x 88 x 765mm (17.6" x 3.47" x 30.11")	447 x 88 x 765mm (17.6" x 3.47" x 30.11")

* Please check with your Supermicro sales representative and website for compatibility and configuration details

Twin



2U BigTwin™
4 hot swappable nodes in 2U,
Redundant Titanium Level power supplies



2U BigTwin™
4 hot swappable nodes in 2U,
Redundant Titanium Level power supplies



MODEL	SYS-2028BT-HNC0R+	SYS-2028BT-HNC1R+
Processor Support	Dual Intel® Xeon® Processor ES-2600 v4 product family with UPI up to 9.6 GT/s	Quad set of Dual Intel® Xeon® Processor E5-2600 v4 product family with QPI up to 9.6 GT/s
Key Applications	<ul style="list-style-type: none"> • Hyperscale and Hyperconverged Solutions • Compute Intensive Application • Enterprise Server • Data Center • HPC 	<ul style="list-style-type: none"> • Compute Intensive Application • Data Center • Enterprise Server • Financial Analysis • HPC • Mission-critical applications
Outstanding Features	<ul style="list-style-type: none"> • SAS3 and NVMe support • 24 DIMMs per node • 2 Low -profile PCI-E X16 slot • 1 SATA DOM support • 1 SIOM card support • 4 Nodes in 2U 	<ul style="list-style-type: none"> • 24x SAS3 Support (16 can be NVMe) • 4 hot swappable nodes in 2U • 2 low profile PCI-E x16 slot • 24 DIMMs per node • 1 SIOM card support • 2 low-profile PCI-E x16 slots • 2200W High Efficiency (96%) Redundant Power Supplies
Serverboard	SUPER® X10DRT-B+	Quad set SUPER® X10DRT-B+
Chipset	Intel® C612 chipset	Quad set Intel® C612 chipset
System Memory (Max.)*	Up to 3TB ECC 3DS LRDIMM, 768GB ECC RDIMM 2400MHz, in 24 DIMM slots per Node.	Quad set up to 3TB ECC 3DS LRDIMM, 768GB ECC RDIMM 2400MHz, in 24 DIMM slots per Node
Expansion Slots	2 PCI-E 3.0 X16(LP) 1SIOM card support Note: Must bundle with Network card.	Quad set 2 PCI-E 3.0 x16 (LP) 1 SIOM card support Note: Must bundle with Network Card
Onboard Storage Controller	Broadcom 3008 support RAID 0,1,10 per Node	Quad set Broadcom® 3008 SAS controller for 6 SAS3 (12 Gbps) ports per node (4 can be NVMe)
Connectivity	SIOM Networking AOC Matrix	Quad set SIOM Networking AOC Matrix
VGA/Audio	Aspeed AST2400 BMC	Quad set Aspeed AST2400 BMC
Management	Quad set of IPMI2.0+KVM with dedicated LAN, Intel Node Manger, SUM, SPM, SSM, SuperDoctor 5, Watchdog	Quad set of IPMI 2.0 + KVM with dedicated LAN, SuperDoctor® 5, Watchdog
Drive Bays	Quad set of 6x 2.5" hot-swap SAS drive bays or 4x NVMe + 2x 2.5" SAS drive bays	Quad set of 6x 2.5" hot-swap SAS3/NVMe drive bays
Peripheral Bays	N/A	N/A
Power Supply	Redundant 2200W Titanium Level high-efficiency power supplies with I ² C & PMbus	Redundant 2200W Titanium Level high-efficiency power supplies with I ² C & PMbus
Cooling System	4x 8cm heavy duty PWM fans with air shroud, N/A	4x 8cm heavy duty PWM fans with air shroud
Form Factor	2U Rackmount	2U (4-node) Rackmount

* Please check with your Supermicro sales representative and website for compatibility and configuration details

2U BigTwin™
4 hot swappable nodes in 2U

BigTwin™



MODEL	SYS-2028BT-HNR+	SYS-2028BT-HNTR+
Processor Support	Quad set of Dual Intel® Xeon® Processor E5-2600 v4 product family with QPI up to 9.6 GT/s	Dual Intel® Xeon® processor E5-2600 v4/v3 family3, Socket R3 (LGA 2011) supported; QPI up to 9.6GT/s
Key Applications	<ul style="list-style-type: none"> • Compute Intensive Application • Data Center • Enterprise Server • Financial Analysis • HPC • Mission-critical applications 	<ul style="list-style-type: none"> • Hyperscale and Hyperconverged Solutions • Compute Intensive Application • Enterprise Server • Data Center • HPC
Outstanding Features	<ul style="list-style-type: none"> • 4 hot swappable nodes in 2U • 2 low profile PCI-E x16 slot • 24 DIMMs per node • 1 SIOM card support • 2 low-profile PCI-E x16 slots • 2200W High Efficiency (96%) Redundant Power Supplies • -HNR+: 24x NVMe Support 	<ul style="list-style-type: none"> • NVMe Support • 24 DIMMs per node • 1 M.2 SATA3 or NVMe support • 2 Low -profile PCI-E 3.0 x16 slot • 1 SIOM card support • 4 Nodes in 2U
Serverboard	Quad set SUPER● X10DRT-B+	SUPER● X10DRT-B+
Chipset	Quad set Intel® C612 chipset	Intel® C612 chipset
System Memory (Max.)*	Quad set up to 3TB ECC 3DS LRDIMM, 768GB ECC RDIMM 2400MHz, in 24 DIMM slots per Node	Up to 3TB ECC 3DS RDIMM/LRDIMM, DDR4 up to 2400MHz, in 24 DIMM slots per Node
Expansion Slots	Quad set 2 PCI-E 3.0 x16 (LP) 1 SIOM card support Note: Must bundle with Network Card	2 PCI-E 3.0 X16(LP), 1 SIOM card support. Note: Must bundle with Network Card
Onboard Storage Controller	Quad set Intel® C612 controller for M.2, NVMe from CPU	Intel® C612 controller for 6 SATA3 (6 Gbps) ports; RAID 0,1,5,10;
Connectivity	Quad set SIOM Networking AOC Matrix	SIOM Networking Card For Flexible Networking Options
VGA/Audio	Quad set Aspeed AST2400 BMC	Aspeed AST2400 BMC
Management	Quad set of IPMI 2.0 + KVM with dedicated LAN, SuperDoctor® 5, Watchdog	Intel® Node Manager; IPMI2.0; KVM with dedicated LAN; SPM; SSM; SUM; SuperDoctor® 5; Watchdog
Drive Bays	Quad set of 6x 2.5" hot-swap NVMe drive bays	6 SATA3 or 4 NVMe + 2 SATA3 Hot-swap 2.5" drive bays per node
Peripheral Bays	N/A	N/A
Power Supply	Redundant 2200W Titanium Level high-efficiency power supplies with I ² C & PMbus	Redundant 2200W Titanium Level high-efficiency power supplies with I ² C & PMbus
Cooling System	4x 8cm heavy duty PWM fans with air shroud	4x 8cm heavy duty PWM fans with air shroud
Form Factor	2U (4-node) Rackmount	447 x 88 x 730mm (17.6" x 3.47" x 28.75")

* Please check with your Supermicro sales representative and website for compatibility and configuration details

Twin



2U BigTwin™
4 hot swappable nodes in 2U



2U BigTwin™
4 hot swappable nodes in 2U,
Redundant Titanium Power



MODEL	SYS-2028BT-HTR+	SYS-6028BT-HNC0R+
Processor Support	Quad set of Dual Intel® Xeon® Processor E5-2600 v4 product family with UPI up to 9.6 GT/s	Quad set of Intel® Xeon® processor E5-2600 v3 Intel® Xeon® processor E5-2600 v4 with UPI up to 9.6GT/s † BIOS version 2.0 or above is required
Key Applications	<ul style="list-style-type: none"> • Hyperscale and Hyperconverged Solutions • Compute Intensive Application • Enterprise Server • Data Center • HPC 	<ul style="list-style-type: none"> • Hyperscale and Hyperconverged Solutions • Compute Intensive Application • Enterprise Server • Data Center • HPC
Outstanding Features	<ul style="list-style-type: none"> • 4 hot swappable nodes in 2U • 24 DIMMs per node • 1 SIOM card support • 2 low-profile PCI-E x16 slots • 2000w High Efficiency (96%) Redundant Power Supplies 	<ul style="list-style-type: none"> • SAS3 and NVMe support • 24 DIMMs per node • 2 PCI-E 3.0 x16 Low Profile slots • 1 SIOM card support • 1 SATA DOM support • 4 Nodes in 2U
Serverboard	Quad set of SUPER● X10DRT-B+	Quad set of SUPER● X10DRT-B+
Chipset	Quad set of Intel® C612 chipset	Quad set of Intel® C612 chipset
System Memory (Max.)*	Quad set of Up to 3TB ECC 3DS LRDIMM, 768GB ECC RDIMM 2400MHz, in 24 DIMM slots per Node.	Quad set of Up to 3TB ECC 3DS LRDIMM, 768GB ECC RDIMM 2400MHz, in 24 DIMM slots per Node.
Expansion Slots	Quad set of 2 PCI-E 3.0 X16(LP) 1 SIOM card support Note: Must bundle with Network Card	Quad set of 2 PCI-E 3.0 (X16) Low Profile slots 1 SIOM card support Note: Must bundle with Network card.
Onboard Storage Controller	Quad set of Intel C612 controller for 6 SATA3(6 Gbps) ports;RAID 0,1,5,10	Quad set of SAS3 support via Broadcom 3008 ; IT mode
Connectivity	Quad set of SIOM Networking AOC Matrix	Quad set of SIOM Networking AOC Matrix
VGA/Audio	Aspeed AST2400 BMC	Aspeed AST2400 BMC
Management	Quad set of IPMI 2.0+KVM with dedicated LAN,Intel Node Manger,SUM,SPM,SSM,SuperDoctor 5,Watchdog	Quad set of SIOM Networking AOC Matrix
Drive Bays	Quad set of Quad set of 6x 2.5" hot-swap SATA3 drive bays	3x 3.5" hot-swap SAS drive bays or 3x NVMe drive bays
Peripheral Bays	N/A	N/A
Power Supply	Redundant 2200W Titanium Level high-efficiency power supplies with I ² C & PMbus	Redundant 2200W Titanium Level high-efficiency power supplies with I ² C & PMbus
Cooling System	4x 8cm heavy duty PWM fans with air shroud	4x 8cm heavy duty PWM fans with air shroud, N/A
Form Factor	2U Rackmount	447 x 88 x 775mm (17.6" x 3.47" x 30.5") Package: 51 x 229 x 1143mm (24.65" x 9.76" x 45.28")

* Please check with your Supermicro sales representative and website for compatibility and configuration details

Twin



MODEL	SYS-1029TP-DC0R	SYS-1029TP-DC1R	SYS-1029TP-DTR
Processor Support	2nd Generation Intel® Xeon® Scalable Processors (Cascade Lake-SP), Intel® Xeon® Scalable Processors. Dual Socket P (LGA 3647) supported, CPU TDP support 165W TDP, 2 UPI up to 10.4 GT/s	2nd Generation Intel® Xeon® Scalable Processors (Cascade Lake-SP), Intel® Xeon® Scalable Processors. Dual Socket P (LGA 3647) supported, CPU TDP support 165W TDP, 2 UPI up to 10.4 GT/s	2nd Generation Intel® Xeon® Scalable Processors (Cascade Lake-SP), Intel® Xeon® Scalable Processors. Dual Socket P (LGA 3647) supported, CPU TDP support 165W TDP, 2 UPI up to 10.4 GT/s
Key Applications	<ul style="list-style-type: none"> Mission-critical applications High Availability Storage Appliance Platform 	<ul style="list-style-type: none"> Mission-critical applications High Availability Storage Appliance Platform 	<ul style="list-style-type: none"> Mission-critical applications High Availability Storage Appliance Platform
Outstanding Features	<ul style="list-style-type: none"> 2 hot swappable nodes in 1U 1 SIOM card support 2x PCI-E 3.0 x16 Low-profile slot and 2 x M.2 slot Dual set of 4 hot-swap 2.5" SATA/SAS drive bays IPMI 2.0 + KVM with dedicated LAN 1000W Titanium Level High-Efficiency Redundant Power Supplies 	<ul style="list-style-type: none"> 2 hot swappable nodes in 1U 1 SIOM card support 2x PCI-E 3.0 x16 Low-profile slot and 2 x M.2 slot Dual set of 4 hot-swap 2.5" SATA/SAS drive bays IPMI 2.0 + KVM with dedicated LAN 1000W Titanium Level High-Efficiency Redundant Power Supplies 	<ul style="list-style-type: none"> 2 hot swappable nodes in 1U 1 SIOM card support 2x PCI-E 3.0 x16 Low-profile slot and 2 x M.2 slot Dual set of 4 hot-swap 2.5" SATA drive bays IPMI 2.0 + KVM with dedicated LAN 1000W Titanium Level High-Efficiency Redundant Power Supplies
Serverboard	SUPER● X11DPT-PS	SUPER● X11DPT-PS	SUPER● X11DPT-PS
Chipset	Intel® C621 chipset	Intel® C621 chipset	Intel® C621 chipset
System Memory (Max.)*	Up to 4TB 3DS ECC RDIMM, DDR4-2933MHz; Up to 4TB 3DS ECC LRDIMM, DDR4-2933MHz, in 16 DIMM slots; Up to 2TB Intel® Optane™ DC Persistent Memory in memory mode (Cascade Lake only);	Up to 4TB 3DS ECC RDIMM, DDR4-2933MHz; Up to 4TB 3DS ECC LRDIMM, DDR4-2933MHz, in 16 DIMM slots; Up to 2TB Intel® Optane™ DC Persistent Memory in memory mode (Cascade Lake only);	Up to 4TB 3DS ECC RDIMM, DDR4-2933MHz; Up to 4TB 3DS ECC LRDIMM, DDR4-2933MHz, in 16 DIMM slots; Up to 2TB Intel® Optane™ DC Persistent Memory in memory mode (Cascade Lake only);
Expansion Slots	Dual set of: 2 PCI-E 3.0 LP x16; 1x SIOM card support	Dual set of: 2 PCI-E 3.0 LP x16; 1x SIOM card support	Dual set of: 2 PCI-E 3.0 LP x16; 1x SIOM card support
Onboard Storage Controller	Dual set of Broadcom 3008 HW RAID 12Gbps SAS 3.0 controller for RAID 0,1,5,6,10,50 w/ optional SuperCap	Dual set of Broadcom 3108 HW RAID 12Gbps SAS 3.0 controller for RAID 0,1,5,6,10,50	Dual set of Intel® C621 controller for 4 SATA3 (6 Gbps) ports; RAID 0,1,5,10
Connectivity	Dual set of single IPMI 2.0 + KVM with dedicated LAN only. Need to bundle with network card	Dual set of single IPMI 2.0 + KVM with dedicated LAN only. Need to bundle with network card	Dual set of single IPMI 2.0 + KVM with dedicated LAN only. Need to bundle with network card
VGA/Audio	1 VGA, 1 Aspeed AST2500 BMC;	1 VGA, 1 Aspeed AST2500 BMC;	1 VGA, 1 Aspeed AST2500 BMC;
Management	Dual set of IPMI 2.0 + KVM with dedicated LAN, SuperDoctor®, Watch Dog	Dual set of IPMI 2.0 + KVM with dedicated LAN, SuperDoctor®, Watch Dog	Dual set of IPMI 2.0 + KVM with dedicated LAN, SuperDoctor®, Watch Dog
Drive Bays	Dual set of 4x 2.5" hot-swap SATA/SAS drive bays	Dual set of 4x 2.5" hot-swap SATA/SAS drive bays	Dual set of 4x 2.5" hot-swap SATA drive bays
Peripheral Bays	N/A	N/A	N/A
Power Supply	1000W Redundant Titanium Level high-efficiency Power Supplies with iPC & PMBus	1000W Redundant Titanium Level high-efficiency Power Supplies with iPC & PMBus	1000W Redundant Titanium Level high-efficiency Power Supplies with iPC & PMBus
Cooling System	Dual set of 3x heavy duty counter rotating fans with air shroud and optimal fan speed control	Dual set of 3x heavy duty counter rotating fans with air shroud and optimal fan speed control	Dual set of 3x heavy duty counter rotating fans with air shroud and optimal fan speed control
Form Factor	437 x 43 x 718mm (17.2" x 1.7" x 28.25")	437 x 43 x 718mm (17.2" x 1.7" x 28.25")	437 x 43 x 718mm (17.2" x 1.7" x 28.25")

* Please check with your Supermicro sales representative and website for compatibility and configuration details

Twin

X11 TwinPro^{2™}
Quad DP Nodes, 24x 2.5" Drive Bays

X11 TwinPro^{2™}
Quad DP Nodes, 24x 2.5" Drive Bays

X11 TwinPro^{2™}
Quad DP Nodes, 24x 2.5" Drive Bays



MODEL	SYS-2029TP-HC0R	SYS-2029TP-HC1R	SYS-2029TP-HTR
Processor Support	2nd Generation Intel® Xeon® Scalable Processors (Cascade Lake-SP), Intel® Xeon® Scalable Processors. Dual Socket P (LGA 3647) supported, CPU TDP support 165W TDP, 2 UPI up to 10.4 GT/s	2nd Generation Intel® Xeon® Scalable Processors (Cascade Lake-SP), Intel® Xeon® Scalable Processors. Dual Socket P (LGA 3647) supported, CPU TDP support 165W TDP, 2 UPI up to 10.4 GT/s	2nd Generation Intel® Xeon® Scalable Processors (Cascade Lake-SP), Intel® Xeon® Scalable Processors. Dual Socket P (LGA 3647) supported, CPU TDP support 165W TDP, 2 UPI up to 10.4 GT/s
Key Applications	Compute Intensive Application Data Center Enterprise Server Financial Analysis HPC Mission-Critical	Compute Intensive Application Data Center Enterprise Server Financial Analysis HPC Mission-Critical	Compute Intensive Application Data Center Enterprise Server Financial Analysis HPC Mission-Critical
Outstanding Features	2 Low-profile PCI-E 3.0 x16 slots 1 PCI-E 3.0 x16 SIOM LAN Networking slot IPMI 2.0 + KVM with dedicated LAN QUAD set of 6 hot-swap 2.5" SATA/SAS drive bays	2 Low-profile PCI-E 3.0 x16 slots 1 PCI-E 3.0 x16 SIOM LAN Networking slot IPMI 2.0 + KVM with dedicated LAN QUAD set of 6 hot-swap 2.5" SATA/SAS drive bays	2 Low-profile PCI-E 3.0 x16 slots 1 PCI-E 3.0 x16 SIOM LAN Networking slot IPMI 2.0 + KVM with dedicated LAN QUAD set of 6 hot-swap 2.5" SATA/SAS drive bays
Serverboard	SUPER● X11DPT-PS	SUPER● X11DPT-PS	SUPER● X11DPT-PS
Chipset	Intel® C621 chipset	Intel® C621 chipset	Intel® C621 chipset
System Memory (Max.)*	Up to 4TB 3DS ECC RDIMM, DDR4-2933MHz; Up to 4TB 3DS ECC LRDIMM, DDR4-2933MHz, in 16 DIMM slots; Up to 2TB Intel® Optane™ DC Persistent Memory in memory mode (Cascade Lake only);	Up to 4TB 3DS ECC RDIMM, DDR4-2933MHz; Up to 4TB 3DS ECC LRDIMM, DDR4-2933MHz, in 16 DIMM slots; Up to 2TB Intel® Optane™ DC Persistent Memory in memory mode (Cascade Lake only);	Up to 4TB 3DS ECC RDIMM, DDR4-2933MHz; Up to 4TB 3DS ECC LRDIMM, DDR4-2933MHz, in 16 DIMM slots; Up to 2TB Intel® Optane™ DC Persistent Memory in memory mode (Cascade Lake only);
Expansion Slots	Quad set of: 2 PCI-E 3.0 LP x16; 1x SIOM LAN Networking card support	Quad set of: 2 PCI-E 3.0 LP x16; 1x SIOM LAN Networking card support	Quad set of: 2 PCI-E 3.0 LP x16; 1x SIOM LAN Networking card support
Onboard Storage Controller	Quad set of Broadcom 3008 HW RAID 12Gbps SAS 3.0 controller for RAID 0,1,10	Quad set of Broadcom 3108 HW RAID 12Gbps SAS 3.0 controller for RAID 0,1,5,6,10,50,60 w/ optional SuperCap	Quad set of Intel® C620 controller for 6 SATA3 (6 Gbps) ports; RAID 0,1,5,10
Connectivity	Quad set of single IPMI 2.0 + KVM with dedicated LAN only. Need one network card installed per node	Quad set of single IPMI 2.0 + KVM with dedicated LAN only. Need to bundle with network card	Quad set of single IPMI 2.0 + KVM with dedicated LAN only. Need one network card installed per node
VGA/Audio	1 VGA, 1 Aspeed AST2500 BMC	1 VGA, 1 Aspeed AST2500 BMC	1 VGA, 1 Aspeed AST2500 BMC
Management	Quad set of IPMI 2.0 + KVM with dedicated LAN, SuperDoctor®, Watch Dog	Quad set of IPMI 2.0 + KVM with dedicated LAN, SuperDoctor®, Watch Dog	Quad set of IPMI 2.0 + KVM with dedicated LAN, SuperDoctor®, Watch Dog
Drive Bays	Quad set of 6x 2.5" hot-swap SAS/SATA drive bays	Quad set of 6x 2.5" hot-swap SATA drive bays	Quad set of 6x 2.5" hot-swap SATA drive bays
Peripheral Bays	N/A	N/A	N/A
Power Supply	2200W Redundant Titanium Level high-efficiency Power Supplies with I ² C & PMBus	2200W Redundant Titanium Level high-efficiency Power Supplies with I ² C & PMBus	2200W Redundant Titanium Level high-efficiency Power Supplies with I ² C & PMBus
Cooling System	4x 8cm heavy duty PWM fans with air shroud and optimal fan speed control	4x 8cm heavy duty PWM fans with air shroud and optimal fan speed control	4x 8cm heavy duty PWM fans with air shroud and optimal fan speed control
Form Factor	438 x 88 x 724mm (17.25" x 3.47" x 28.5")	438 x 88 x 724mm (17.25" x 3.47" x 28.5")	438 x 88 x 724mm (17.25" x 3.47" x 28.5")

* Please check with your Supermicro sales representative and website for compatibility and configuration details

Twin

X11 TwinPro^{2™}
Dual DP Nodes, 12x 3.5" Drive Bays

X11 TwinPro^{2™}
Dual DP Nodes, 12x 3.5" Drive Bays



MODEL	SYS-6029TP-HC0R	SYS-6029TP-HC1R
Processor Support	2nd Generation Intel® Xeon® Scalable Processors (Cascade Lake-SP), Intel® Xeon® Scalable Processors. Dual Socket P (LGA 3647) supported, CPU TDP support 165W TDP, 2 UPI up to 10.4 GT/s	2nd Generation Intel® Xeon® Scalable Processors (Cascade Lake-SP), Intel® Xeon® Scalable Processors. Dual Socket P (LGA 3647) supported, CPU TDP support 165W TDP, 2 UPI up to 10.4 GT/s
Key Applications	<ul style="list-style-type: none"> • Compute Intensive Application • Data Center • Enterprise Server • Financial Analysis • HPC • Mission-Critical 	<ul style="list-style-type: none"> • Compute Intensive Application • Data Center • Enterprise Server • Financial Analysis • HPC • Mission-Critical
Outstanding Features	<ul style="list-style-type: none"> • 2 Low-profile PCI-E 3.0 x16 slots • 1 PCI-E 3.0 x16 SIOM LAN Networking slot • IPMI 2.0 + KVM with dedicated LAN 	<ul style="list-style-type: none"> • 2 Low-profile PCI-E 3.0 x16 slots • 1 PCI-E 3.0 x16 SIOM LAN Networking slot • IPMI 2.0 + KVM with dedicated LAN
Serverboard	SUPER● X11DPT-PS	SUPER● X11DPT-PS
Chipset	Intel® C621 chipset	Intel® C621 chipset
System Memory (Max.)*	Up to 4TB 3DS ECC RDIMM, DDR4-2933MHz; Up to 4TB 3DS ECC LRDIMM, DDR4-2933MHz, in 16 DIMM slots; Up to 2TB Intel® Optane™ DC Persistent Memory in memory mode (Cascade Lake only);	Up to 4TB 3DS ECC RDIMM, DDR4-2933MHz; Up to 4TB 3DS ECC LRDIMM, DDR4-2933MHz, in 16 DIMM slots; Up to 2TB Intel® Optane™ DC Persistent Memory in memory mode (Cascade Lake only);
Expansion Slots	Quad set of: 2 PCI-E 3.0 LP x16; 1x SIOM card support	Quad set of: 2 PCI-E 3.0 LP x16; 1x SIOM LAN Networking card support
Onboard Storage Controller	Quad set of Broadcom 3008 SAS3 controller for 3 SATA3(6 Gbps)/ SAS3(12Gbps) ports; RAID 0,1,10	Quad set of Broadcom 3108 SAS3 controller for 3 SATA3 (6 Gbps) ports; RAID 0,1,5,6 w/optional SuperCap
Connectivity	Quad set of single IPMI 2.0 + KVM with dedicated LAN only. Need one network card installed per node	Quad set of single IPMI 2.0 + KVM with dedicated LAN only. Need one network card installed per node
VGA/Audio	1 VGA, 1 Aspeed AST2500 BMC	1 VGA, 1 Aspeed AST2500 BMC
Management	Quad set of IPMI 2.0 + KVM with dedicated LAN, SuperDoctor®, Watch Dog	Quad set of IPMI 2.0 + KVM with dedicated LAN, SuperDoctor®, Watch Dog
Drive Bays	Quad set of 3x 3.5" hot-swap SATA drive bays	Quad set of 3x 3.5" hot-swap SAS/SATA drive bays
Peripheral Bays	N/A	N/A
Power Supply	2200W Redundant Titanium Level high-efficiency Power Supplies with I ² C & PMBus	2200W Redundant Titanium Level high-efficiency Power Supplies with I ² C & PMBus
Cooling System	4x 8cm heavy duty PWM fans with air shroud and optimal fan speed control	4x 8cm heavy duty PWM fans with air shroud and optimal fan speed control
Form Factor	438 x 88 x 775mm (17.25" x 3.47" x 30.5")	438 x 88 x 775mm (17.25" x 3.47" x 30.5")

* Please check with your Supermicro sales representative and website for compatibility and configuration details

1U TwinPro™

2 hot swappable nodes in 1U, Redundant Titanium Level power supplies




MODEL	SYS-1028TP-DTFR SYS-1028TP-DC0FR SYS-1028TP-DC1FR	SYS-1028TP-DTR SYS-1028TP-DC0R SYS-1028TP-DC1R	SYS-1028TP-DTTR SYS-1028TP-DC0TR SYS-1028TP-DC1TR
Processor Support	Dual sets of Intel® Xeon® processor E5-2600 v3 Socket R3 (LGA 2011) supported; UPI up to 9.6GT/s; CPU TDP support Up to 145W	Dual set of Dual Intel® Xeon® Processor E5-2600 v4/v3 product families supported; QPI up to 9.6GT/s, CPU support up to 145W TDP	Dual set of Dual Intel® Xeon® Processor E5-2600 v4/v3 product families supported; QPI up to 9.6GT/s, CPU support up to 145W TDP
Key Applications	<ul style="list-style-type: none"> • Mission-critical applications • High Availability Storage Appliance Platform 	<ul style="list-style-type: none"> • Mission-critical applications • High Availability Storage Appliance Platform 	<ul style="list-style-type: none"> • Mission-critical applications • High Availability Storage Appliance Platform
Outstanding Features	<ul style="list-style-type: none"> • 2 hot swappable nodes in 1U • 1x PCI-E 3.0 x16 Low-profile slot and 1 x "0" slot • Single port FDR (56Gbps) IB w/ QSFP connector • Intel® i350-AM2 Dual port GbE LAN • 900W Redundant Power Supplies 	<ul style="list-style-type: none"> • 2 hot swappable nodes in 1U • Broadcom® 3108 SAS3 controller (DC1R) • Broadcom® 3008 SAS3 controller (DC0R) • 1x PCI-E 3.0 x16 Low-profile slot and 1x "0" slot • Intel® i350-AM2 Dual port GbE LAN • 1000W Redundant Power Supplies 	<ul style="list-style-type: none"> • 2 hot swappable nodes in 1U • Broadcom® 3108 SAS3 controller (DC1TR) • Broadcom® 3008 SAS3 controller (DC0TR) • 1x PCI-E 3.0 x16 Low-profile slot and 1x "0" slot • Intel® X540 Dual port 10GBase-T LAN • 1000W Redundant Power Supplies
Serverboard	SUPER● X10DRT-PIBF	SUPER● X10DRT-P	SUPER● X10DRT-PT
Chipset	Intel® C612 chipset	Intel® C612 chipset	Intel® C612 chipset
System Memory (Max.)*	Dual set of up to 1TB ECC LRDIMM, 512GB ECC RDIMM, DDR4-2133MHz in 16 DIMM slots.	Dual set of up to 2TB ECC 3DS LRDIMM or RDIMM DDR4-2400MHz in 16 DIMM slots	Dual set of up to 2TB ECC 3DS LRDIMM or RDIMM DDR4-2400MHz in 16 DIMM slots
Expansion Slots	Dual set of low-profile PCI-E x16; 1 x "0" slot	Dual set of Low-profile PCI-E x16 slot 1x "0" slot (-DC0R)	Dual set of Low-profile PCI-E x16 slot 1x "0" slot (-DC0TR)
Onboard Storage Controller	<p>-DTFR: Dual set of Intel® C612 controller for 4 SATA3 (6 Gbps) ports; RAID 0,1,5,10</p> <p>-DC0FR: Dual set of Broadcom 3008 controller for 4 SAS3(12 Gbps) ports; RAID 0,1,10</p> <p>-DC1FR: Dual set of Broadcom 3108 controller for 4 SAS3(12 Gbps) ports; RAID 0,1,5,6,10</p>	<p>-DTR: Dual set of Intel® C612 controller for 4 SATA3 (6 Gbps) ports; RAID 0,1,5,10 ;</p> <p>-DC0R: Dual set of Broadcom® 3008 SW RAID for 4 SAS3 (12 Gbps) ports; RAID 0,1,10;</p> <p>-DC1R: Dual set of Broadcom® 3108 HW RAID for 4 SAS3 (12 Gbps) ports; RAID 0,1,5,6,10</p>	<p>-DTTR: Dual set of Intel® C612 controller for 4 SATA3 (6 Gbps) ports; RAID 0,1,5,10;</p> <p>-DC0TR: Dual set of Broadcom® 3008 SW RAID for 4 SAS3 (12 Gbps) ports; RAID 0,1,10;</p> <p>-DC1TR: Dual set of Broadcom® 3108 HW RAID for 4 SAS3 (12 Gbps) ports; RAID 0,1,5,6,10</p>
Connectivity	Dual set of Dual LAN with Intel® i350 Gigabit Ethernet controller Dual set of Single FDR infiniband with Mellanox Connect-X3	Dual set of Dual 1GbE ports with Intel® i350 Ethernet controller	Dual set of Dual 10GBase-T ports with Intel®X540 Ethernet controller
VGA/Audio	1 VGA, 1 Aspeed AST2400 BMC;	Dual set of Aspeed AST2400 BMC	Dual set of Aspeed AST2400 BMC
Management	Dual set of IPMI 2.0 + KVM with dedicated LAN, SuperDoctor®, Watch Dog	Dual set of IPMI 2.0 + KVM with dedicated LAN, SuperDoctor® 5, Watchdog	Dual set of IPMI 2.0 + KVM with dedicated LAN, SuperDoctor® 5, Watchdog
Drive Bays	Dual set of 4x 2.5" hot-swap SATA drive bays	Dual set of 4x 2.5" hot-swap SAS3/SATA3 drive bays	Dual set of 4x 2.5" hot-swap SAS3/SATA3 drive bays
Peripheral Bays	N/A	N/A	N/A
Power Supply	900W Redundant Titanium Level high-efficiency Power Supplies with I ² C & PMBus	1000W Redundant Titanium Level high-efficiency power supplies with I ² C & PMBus	1000W Redundant Titanium Level high-efficiency power supplies with I ² C & PMBus
Cooling System	Dual set of 3x heavy duty counter rotating fans with air shroud and optimal fan speed control	Dual set of 3x heavy duty counter rotating fans with air shroud and optimal fan speed control	Dual set of 3x heavy duty counter rotating fans with air shroud and optimal fan speed control
Form Factor	1U Rackmount	1U Rackmount	1U Rackmount

* Please check with your Supermicro sales representative and website for compatibility and configuration details

Twin

2U TwinPro2™

4 hot-swap nodes in 2U w/ 2.5" or 3.5" HDDs, Intel® Xeon® Processor E5-2600 v4 product family support



SYS-2028TP-H Series

4 DP Nodes in 2U, 24x 2.5" SAS/SATA drives


MODEL	SYS-2028TP-HC0R	SYS-2028TP-HC0FR	SYS-2028TP-HC0TR
Processor Support	Quad set of Dual Intel® Xeon® Processor E5-2600 v4/v3 product families supported; QPI up to 9.6GT/s; CPU TDP support Up to 145W	Quad set of Dual Intel® Xeon® Processor E5-2600 v4/v3 product families supported; QPI up to 9.6GT/s; CPU TDP support Up to 145W	Quad set of Dual Intel® Xeon® Processor E5-2600 v4/v3 product families supported; QPI up to 9.6GT/s; CPU TDP support Up to 145W
Key Applications	<ul style="list-style-type: none"> • Compute Intensive Application • Data Center • Enterprise Server • Financial Analysis • HPC • Mission-Critical 	<ul style="list-style-type: none"> • Compute Intensive Application • Data Center • Enterprise Server • Financial Analysis • HPC • Mission-Critical 	<ul style="list-style-type: none"> • Compute Intensive Application • Data Center • Enterprise Server • Financial Analysis • HPC • Mission-Critical
Outstanding Features	<ul style="list-style-type: none"> • 1 Low-profile PCI-E 3.0 x16 slot + 0 slot • 4 hot swappable nodes in 2U • IPMI 2.0 + KVM with dedicated LAN • Quad set of 6 hot-swap 2.5" SATA/SAS drive bays • SAS 3.0, 40G Ethernet, FDR IB 	<ul style="list-style-type: none"> • 1 Low-profile PCI-E 3.0 x16 slot + 0 slot • 4 hot swappable nodes in 2U • IPMI 2.0 + KVM with dedicated LAN • Quad set of 6 hot-swap 2.5" SATA/SAS drive bays • SAS 3.0, 40G Ethernet, FDR IB 	<ul style="list-style-type: none"> • 1 Low-profile PCI-E 3.0 x16 slot + 0 slot • 4 hot swappable nodes in 2U • IPMI 2.0 + KVM with dedicated LAN • Quad set of 6 hot-swap 2.5" SATA/SAS drive bays • SAS 3.0, 40G Ethernet, FDR IB
Serverboard	-HC0R: SUPER● X10DRT-P	SUPER● X10DRT-PIBF	SUPER● X10DRT-PT
Chipset	Intel® C612 Chipset	Intel® C612 Chipset	Intel® C612 Chipset
System Memory (Max.)*	Quad set of up to 2TB ECC 3DS LRDIMM or RDIMM DDR4-2400MHz in 16 DIMM slots	Quad set of up to 2TB ECC 3DS LRDIMM or RDIMM DDR4-2400MHz in 16 DIMM slots	Quad set of up to 2TB ECC 3DS LRDIMM or RDIMM DDR4-2400MHz in 16 DIMM slots
Expansion Slots	Quad set of low-profile PCI-E 3.0 x16; 1 x16 "0 slot"	Quad set of low-profile PCI-E 3.0 x16; 1 x16 "0 slot"	Quad set of low-profile PCI-E 3.0 x16; 1 x16 "0 slot"
Onboard Storage Controller	Quad set of Broadcom® 3008 SW RAID 12Gbps SAS 3.0 controller; RAID 0,1,10	Quad set of Broadcom® 3008 SW RAID 12Gbps SAS 3.0 controller; RAID 0,1,10	Quad set of Broadcom® 3008 SW RAID 12Gbps SAS 3.0 controller; RAID 0,1,10
Connectivity	Quad set of Dual LAN with Intel® i350 Gigabit Ethernet controller	Quad set of FDR (Connect-X3) InfiniBand / 40G Ethernet	Quad set of Dual 10Gb Ethernet LAN with Intel® X540 and 10GBase-T Connector
VGA/Audio	Quad set of AST2400 VGA	Quad set of AST2400 VGA	Quad set of AST2400 VGA
Management	Quad set of IPMI 2.0 + KVM with dedicated LAN, Intel® Node Manager, SUM, SPM, SSM, SuperDoctor® 5, Watchdog	Quad set of IPMI 2.0 + KVM with dedicated LAN, Intel® Node Manager, SUM, SPM, SSM, SuperDoctor® 5, Watchdog	Quad set of IPMI 2.0 + KVM with dedicated LAN, Intel® Node Manager, SUM, SPM, SSM, SuperDoctor® 5, Watchdog
Drive Bays	Quad set of 6x 2.5" hot-swap SAS/SATA drive bays	Quad set of 6x 2.5" hot-swap SAS/SATA drive bays	Quad set of 6x 2.5" hot-swap SAS/SATA drive bays
Peripheral Bays	N/A	N/A	N/A
Power Supply	Redundant 2000W Titanium Level high-efficiency power supplies with I ² C & PMBus	Redundant 2000W Titanium Level high-efficiency power supplies with I ² C & PMBus	Redundant 2000W Titanium Level high-efficiency power supplies with I ² C & PMBus
Cooling System	4x 8cm heavy duty PWM fans with air shroud with optimal fan speed control	4x 8cm heavy duty PWM fans with air shroud with optimal fan speed control	4x 8cm heavy duty PWM fans with air shroud with optimal fan speed control
Form Factor	2U Rackmount 438 x 88 x 724mm (17.25" x 3.47" x 28.5")	2U Rackmount 438 x 88 x 724mm (17.25" x 3.47" x 28.5")	2U Rackmount 438 x 88 x 724mm (17.25" x 3.47" x 28.5")

* Please check with your Supermicro sales representative and website for compatibility and configuration details

Twin

2U TwinPro2™

4 hot-swappable nodes in 2U w/ 2.5" or 3.5" HDDs, Intel® Xeon® Processor E5-2600 v4 product family support



SYS-2028TP-H Series

4 DP Nodes in 2U, 24x 2.5" SAS3/SATA drives


MODEL	SYS-2028TP-HTFR	SYS-2028TP-HTR	SYS-2028TP-HTTR
Processor Support	Quad set of Dual Intel® Xeon® Processor E5-2600 v4/v3 product families supported; QPI up to 9.6GT/s; CPU TDP support Up to 145W	Quad set of Dual Intel® Xeon® Processor E5-2600 v4/v3 product families supported; QPI up to 9.6GT/s; CPU TDP support Up to 145W	Quad set of Dual Intel® Xeon® Processor E5-2600 v4/v3 product families supported; QPI up to 9.6GT/s; CPU TDP support Up to 145W
Key Applications	<ul style="list-style-type: none"> • Compute Intensive Application • Data Center • Enterprise Server • Financial Analysis • HPC • Mission-Critical 	<ul style="list-style-type: none"> • Compute Intensive Application • Data Center • Enterprise Server • Financial Analysis • HPC • Mission-Critical 	<ul style="list-style-type: none"> • Compute Intensive Application • Data Center • Enterprise Server • Financial Analysis • HPC • Mission-Critical
Outstanding Features	<ul style="list-style-type: none"> • 1 Low-profile PCI-E 3.0 x16 slot + 0 slot • 4 hot swappable nodes in 2U • IPMI 2.0 + KVM with dedicated LAN • Quad set of 6 hot-swappable 2.5" SATA/SAS drive bays • SAS 3.0, 40G Ethernet, FDR IB 	<ul style="list-style-type: none"> • 1 Low-profile PCI-E 3.0 x16 slot + 0 slot • 4 hot swappable nodes in 2U • IPMI 2.0 + KVM with dedicated LAN • Quad set of 6 hot-swappable 2.5" SATA/SAS drive bays • SAS 3.0, 40G Ethernet, FDR IB 	<ul style="list-style-type: none"> • 1 Low-profile PCI-E 3.0 x16 slot + 0 slot • 4 hot swappable nodes in 2U • IPMI 2.0 + KVM with dedicated LAN • Quad set of 6 hot-swappable 2.5" SATA/SAS drive bays • SAS 3.0, 40G Ethernet, FDR IB
Serverboard	SUPER® X10DRT-PIBF	SUPER® X10DRT-P	SUPER® X10DRT-PT
Chipset	Intel® C612 Chipset	Intel® C612 Chipset	Intel® C612 Chipset
System Memory (Max.)*	Quad set of up to 2TB ECC 3DS LRDIMM or RDIMM DDR4-2400MHz in 16 DIMM slots	Quad set of up to 2TB ECC 3DS LRDIMM or RDIMM DDR4-2400MHz in 16 DIMM slots	Quad set of up to 2TB ECC 3DS LRDIMM or RDIMM DDR4-2400MHz in 16 DIMM slots
Expansion Slots	Quad set of low-profile PCI-E 3.0 x16; 1 x16 "0 slot"	Quad set of low-profile PCI-E 3.0 x16; 1 x16 "0 slot"	Quad set of low-profile PCI-E 3.0 x16; 1 x16 "0 slot"
Onboard Storage Controller	Quad set of Intel® C612 AHCI controller for 6 SATA3 (6Gbps); RAID 0,1,5,10	Quad set of Intel® C612 AHCI controller for 6 SATA3 (6Gbps); RAID 0,1,5,10	Quad set of Intel® C612 AHCI controller for 6 SATA3 (6Gbps); RAID 0,1,5,10
Connectivity	Quad set of FDR (Connect-X3) InfiniBand / 40G Ethernet	Quad set of Dual LAN with Intel® i350 Gigabit Ethernet controller	Quad set of Dual 10Gb Ethernet LAN with Intel® X540 and 10GBase-T Connector
VGA/Audio	Quad set of AST2400 VGA	Quad set of AST2400 VGA	Quad set of AST2400 VGA
Management	Quad set of IPMI 2.0 + KVM with dedicated LAN, Intel® Node Manager, SUM, SPM, SSM, SuperDoctor® 5, Watchdog	Quad set of IPMI 2.0 + KVM with dedicated LAN, Intel® Node Manager, SUM, SPM, SSM, SuperDoctor® 5, Watchdog	Quad set of IPMI 2.0 + KVM with dedicated LAN, Intel® Node Manager, SUM, SPM, SSM, SuperDoctor® 5, Watchdog
Drive Bays	Quad set of 6x 2.5" hot-swappable SATA drive bays	Quad set of 6x 2.5" hot-swappable SATA drive bays	Quad set of 6x 2.5" hot-swappable SATA drive bays
Peripheral Bays	N/A	N/A	N/A
Power Supply	Redundant 2000W Titanium Level high-efficiency power supplies with I ² C & PMBus	Redundant 2000W Titanium Level high-efficiency power supplies with I ² C & PMBus	Redundant 2000W Titanium Level high-efficiency power supplies with I ² C & PMBus
Cooling System	4x 8cm heavy duty PWM fans with air shroud with optimal fan speed control	4x 8cm heavy duty PWM fans with air shroud with optimal fan speed control	4x 8cm heavy duty PWM fans with air shroud with optimal fan speed control
Form Factor	2U Rackmount 438 x 88 x 724mm (17.25" x 3.47" x 28.5")	2U Rackmount 438 x 88 x 724mm (17.25" x 3.47" x 28.5")	2U Rackmount 438 x 88 x 724mm (17.25" x 3.47" x 28.5")

* Please check with your Supermicro sales representative and website for compatibility and configuration details

Twin

2U TwinPro™

2 hot-swap nodes in 2U w/ 2.5" HDDs, New! Intel® Xeon® Processor E5-2600 v4 product family support



SYS-2028TP-DEC(F)(T)R

Expander to support 12x SAS 3.0 HDDs provided



SYS-2028TP-D Series


2 DP Nodes in 2U, 24x 2.5" SAS3/SATA3 drives

MODEL	SYS-2028TP-DC0R SYS-2028TP-DC1R SYS-2028TP-DCR SYS-2028TP-DTR	SYS-2028TP-DC0FR SYS-2028TP-DCFR	SYS-2028TP-DC0TR SYS-2028TP-DC1TR SYS-2028TP-DTTR
Processor Support	Quad sets of Intel® Xeon® processor E5-2600 v3 Socket R3 (LGA 2011) supported; UPI up to 9.6GT/s; CPU TDP support Up to 145W	Quad sets of Intel® Xeon® processor E5-2600 v3 Socket R3 (LGA 2011) supported; UPI up to 9.6GT/s; CPU TDP support Up to 145W	Quad sets of Intel® Xeon® processor E5-2600 v3 Socket R3 (LGA 2011) supported; UPI up to 9.6GT/s; CPU TDP support Up to 145W
Key Applications	<ul style="list-style-type: none"> • Compute Intensive Application • Data Center • Enterprise Server • Financial Analysis • HPC • Mission-Critical 	<ul style="list-style-type: none"> • Compute Intensive Application • Data Center • Enterprise Server • Financial Analysis • HPC • Mission-Critical 	<ul style="list-style-type: none"> • Compute Intensive Application • Data Center • Enterprise Server • Financial Analysis • HPC • Mission-Critical
Outstanding Features	<ul style="list-style-type: none"> • 2 hot swappable nodes in 2U • IPMI 2.0 + KVM with dedicated LAN • SAS3.0 (12Gbps) support • 1280W Platinum Level redundant high-efficiency power supplies 	<ul style="list-style-type: none"> • 2 hot swappable nodes in 2U • IPMI 2.0 + KVM with dedicated LAN • SAS3.0 (12Gbps) support • (full size) mSATA support • 12 hot-swap 2.5" SAS/SATA drive bays per node 	<ul style="list-style-type: none"> • 2 hot swappable nodes in 2U • IPMI 2.0 + KVM with dedicated LAN • SAS3.0 (12Gbps) support • (full size) mSATA support • Up to 2 Low Profile Add-On-Cards • 1280W Platinum Level redundant high-efficiency power supplies
Serverboard	SUPER® X10DRT-P	SUPER® X10DRT-PIBF	SUPER® X10DRT-PT
Chipset	Intel® C612 chipset	Intel® C612 Chipset	Intel® C612 chipset
System Memory (Max.)*	Twin set of up to 1TB ECC LRDIMM, 512GB ECC RDIMM, DDR4-2133MHz in 16 DIMM slots.	Twin set of up to 1TB ECC LRDIMM, 512GB ECC RDIMM, DDR4-2133MHz in 16 DIMM slots.	Twin set of up to 1TB ECC LRDIMM, 512GB ECC RDIMM, DDR4-2133MHz in 16 DIMM slots.
Expansion Slots	<p>-DC0R/DCR: Twin set of 1 PCI-E 3.0 x16, 1 PCI-E 3.0 x8 and 1 "0 slot"</p> <p>-DC1R: Twin set of 1 PCI-E 3.0 x16, 1 PCI-E 3.0 x8 and One GPU/Xeon Phi or internal X16 slot.</p> <p>-DTR: Twin set of 1 PCI-E 3.0 x16, 1 PCI-E 3.0 x8 and 1 PCI-E 3.0 x16 for GPU support (with GPU kit)</p>	Twin set of 1 PCI-E 3.0 x16, 1 PCI-E 3.0 x8 and 1 "0 slot"	<p>-DC0TR: Twin set of 1 PCI-E 3.0 x16, 1 PCI-E 3.0 x8 and 1 "0 slot"</p> <p>-DC1TR/DTTR: Twin set of 1 PCI-E 3.0 x16, 1 PCI-E 3.0 x8 and 1 PCI-E 3.0 x16 for GPU support (with GPU kit)</p>
Onboard Storage Controller	<p>-DC0R/DCR: Twin set of Broadcom® 3008 SAS3 (12Gbps); RAID 0,1,10</p> <p>-DC1R: Twin set of Broadcom® 3108 SAS3 (12Gbps); RAID 0,1,5,6,10,50,60</p> <p>-DTR: Twin set of Intel® C612 PCH controller for 8 SATA3 ports; RAID 0,1,5,10,50</p>	<p>-DC0FR: Twin set of Broadcom® 3008 SAS3 (12Gbps); RAID 0,1,10</p> <p>-DCFR: Twin set of FDR (Connect-X3) / 40G Ethernet</p>	<p>-DC0TR: Twin set of Broadcom® 3008 SAS3 (12Gbps); RAID 0,1,10</p> <p>-DC1TR: Twin set of Broadcom® 3108 SAS3 (12Gbps); RAID 0,1,5,6,10,50,60</p> <p>-DTTR: Twin set of Intel® C612 PCH controller for 8 SATA3 ports; RAID 0,1,5,10,50</p>
Connectivity	Twin set of Dual LAN with Intel® i350 Gigabit Ethernet controller	Twin set of FDR (Connect-X3) / 40G Ethernet	Twin set of Dual 10Gb Ethernet LAN with Intel® X540 and 10GBase-T Connector
VGA/Audio	1 VGA, 1 Aspeed AST2400 BMC	1 VGA, 1 Aspeed AST2400 BMC	1 VGA, 1 Aspeed AST2400 BMC
Management	Twin set of IPMI 2.0 + KVM with dedicated LAN, SuperDoctor®, Watch Dog	Twin set of IPMI 2.0 + KVM with dedicated LAN, SuperDoctor®, Watch Dog	Twin set of IPMI 2.0 + KVM with dedicated LAN, SuperDoctor®, Watch Dog
Drive Bays	Twin set of 12x 2.5" hot-swap SAS(8)+SATA(4) drive bays	Twin set of 12x 2.5" hot-swap SAS(8)+SATA(4) drive bays	Twin set of 12x 2.5" hot-swap SAS(8)+SATA(4) drive bays
Peripheral Bays	N/A	N/A	N/A
Power Supply	1280W Redundant Platinum Level Digital high-efficiency power supplies with i°C & PMBus	1280W Redundant Platinum Level Digital high-efficiency power supplies with i°C & PMBus	1280W Redundant Platinum Level Digital high-efficiency power supplies with i°C & PMBus
Cooling System	4x 8cm heavy duty PWM fans with air shroud and optimal fan speed control	4x 8cm heavy duty PWM fans with air shroud and optimal fan speed control	4x 8cm heavy duty PWM fans with air shroud and optimal fan speed control
Form Factor	2U Rackmount 438 x 88 x 724mm (17.25" x 3.47" x 28.5")	2U Rackmount 438 x 88 x 724mm (17.25" x 3.47" x 28.5")	2U Rackmount 438 x 88 x 724mm (17.25" x 3.47" x 28.5")

* Please check with your Supermicro sales representative and website for compatibility and configuration details

2U TwinPro2™

4 hot-swap nodes in 2U w/ 2.5" or 3.5" HDDs, Intel® Xeon® Processor E5-2600 v4 product family support




SYS-2028TP-H Series

4 DP Nodes in 2U, 24x 2.5" SAS/SATA drives


MODEL	SYS-2028TP-HC0R SYS-2028TP-HC1R SYS-2028TP-HTR	SYS-2028TP-HC0TR SYS-2028TP-HC1TR SYS-2028TP-HTTR	SYS-2028TP-HC0FR SYS-2028TP-HC1FR SYS-2028TP-HTFR
Processor Support	Quad sets of Intel® Xeon® processor E5-2600 v3 Socket R3 (LGA 2011) supported; UPI up to 9.6GT/s; CPU TDP support Up to 145W	Quad sets of Intel® Xeon® processor E5-2600 v3 Socket R3 (LGA 2011) supported; UPI up to 9.6GT/s; CPU TDP support Up to 145W	Quad sets of Intel® Xeon® processor E5-2600 v3 Socket R3 (LGA 2011) supported; UPI up to 9.6GT/s; CPU TDP support Up to 145W
Key Applications	<ul style="list-style-type: none"> • Compute Intensive Application • Data Center • Enterprise Server • Financial Analysis • HPC • Mission-Critical 	<ul style="list-style-type: none"> • Compute Intensive Application • Data Center • Enterprise Server • Financial Analysis • HPC • Mission-Critical 	<ul style="list-style-type: none"> • Compute Intensive Application • Data Center • Enterprise Server • Financial Analysis • HPC • Mission-Critical
Outstanding Features	<ul style="list-style-type: none"> • 1 Low-profile PCI-E x16 slot • 4 hot swappable nodes in 2U • IPMI 2.0 + KVM with dedicated LAN • QUAD set of 6 hot-swap 2.5" SATA/SAS drive bays 	<ul style="list-style-type: none"> • 1 Low-profile PCI-E x16 slot • 4 hot swappable nodes in 2U • IPMI 2.0 + KVM with dedicated LAN • QUAD set of 6 hot-swap 2.5" SATA/SAS drive bays 	<ul style="list-style-type: none"> • 1 Low-profile PCI-E x16 slot • 4 hot swappable nodes in 2U • IPMI 2.0 + KVM with dedicated LAN • QUAD set of 6 hot-swap 2.5" SATA/SAS drive bays
Serverboard	SUPER● X10DRT-P	SUPER● X10DRT-PT	SUPER● X10DRT-PIBF
Chipset	Intel® C612 chipset	Intel® C612 chipset	Intel® C612 chipset
System Memory (Max.)*	Quad set of up to 1TB ECC LRDIMM, 512GB ECC RDIMM, DDR4-2133MHz in 16 DIMM slots.	Quad set of up to 1TB ECC LRDIMM, 512GB ECC RDIMM, DDR4-2133MHz in 16 DIMM slots.	Quad set of up to 1TB ECC LRDIMM, 512GB ECC RDIMM, DDR4-2133MHz in 16 DIMM slots.
Expansion Slots	Quad set of low-profile PCI-E 3.0 x16; 1 x16 "0 slot"	Quad set of low-profile PCI-E 3.0 x16; 1 x16 "0 slot"	Quad set of low-profile PCI-E 3.0 x16; 1 x16 "0 slot"
Onboard Storage Controller	<p>-HC0R: Quad set of Broadcom® 3008 SAS3 (12Gbps); RAID 0,1,10</p> <p>-HC1R: Quad set of Broadcom® 3108 SAS3 (12Gbps); RAID 0,1,5,6,10,50</p> <p>Quad set of Intel® C612 controller for 8 SATA3 (6 Gbps) ports; RAID 0,1,5,10</p>	<p>-HC0TR: Quad set of Broadcom® 3008 SAS3 (12Gbps); RAID 0,1,10</p> <p>-HC1TR: Quad set of Broadcom® 3108 SAS3 (12Gbps); RAID 0,1,5,6,10,50</p> <p>-HTTR: Quad set of Intel® C612 controller for 10 SATA3 (6 Gbps) ports; RAID 0,1,5,10</p>	<p>-HC0FR: Quad set of Broadcom® 3008 SAS3 (12Gbps); RAID 0,1,10</p> <p>-HC1FR: Quad set of Broadcom® 3108 SAS3 (12Gbps); RAID 0,1,5,6,10,50</p> <p>-HTFR: Quad set of Intel® C612 controller for 8 SATA3 (6 Gbps) ports; RAID 0,1,5,10</p>
Connectivity	Quad set of Dual LAN with Intel® i350 Gigabit Ethernet controller	Quad set of Dual 10Gb Ethernet LAN with Intel® X540 and 10GBase-T Connector	Quad set of FDR (Connect-X3) / 40G Ethernet
VGA/Audio	1 VGA, 1 Aspeed AST2400 BMC	1 VGA, 1 Aspeed AST2400 BMC	1 VGA, 1 Aspeed AST2400 BMC
Management	Quad set of IPMI 2.0 + KVM with dedicated LAN, SuperDoctor®, Watch Dog	Quad set of IPMI 2.0 + KVM with dedicated LAN, SuperDoctor®, Watch Dog	Quad set of IPMI 2.0 + KVM with dedicated LAN, SuperDoctor®, Watch Dog
Drive Bays	Quad set of 6x 2.5" hot-swap SATA drive bays	Quad set of 6x 2.5" hot-swap SATA drive bays	Quad set of 6x 2.5" hot-swap SATA drive bays
Peripheral Bays	N/A	N/A	N/A
Power Supply	2000W Redundant Platinum Level high-efficiency Power Supplies with I ² C & PMBus	2000W Redundant Platinum Level high-efficiency Power Supplies with I ² C & PMBus	2000W Redundant Platinum Level high-efficiency Power Supplies with I ² C & PMBus
Cooling System	4x 8cm heavy duty PWM fans with air shroud and optimal fan speed control	4x 8cm heavy duty PWM fans with air shroud and optimal fan speed control	4x 8cm heavy duty PWM fans with air shroud and optimal fan speed control
Form Factor	2U Rackmount 438 x 88 x 724mm (17.25" x 3.47" x 28.5")	2U Rackmount 438 x 88 x 724mm (17.25" x 3.47" x 28.5")	2U Rackmount 438 x 88 x 724mm (17.25" x 3.47" x 28.5")

* Please check with your Supermicro sales representative and website for compatibility and configuration details

Twin




2U TwinPro™
2 hot-swap nodes in 2U w/ up to 4 NVMe per node



SYS-2028TP-DNC/(T)(F)R

Up to 4x NVMe + 8x SAS 3.0 drives (per node)



SYS-6028TP-DNC/(T)(F)R

Up to 4x NVMe + 2x SAS 3.0 drives (per node), or
Up to 6x SAS 3.0 support (per node)

MODEL	SYS-2028TP-DNCR	SYS-2028TP-DNCFR	SYS-2028TP-DNCTR
Processor Support	Twin sets of Intel® Xeon® processor E5-2600 v3 Socket R3 (LGA 2011) supported; UPI up to 9.6GT/s; CPU TDP support Up to 145W	Twin sets of Intel® Xeon® processor E5-2600 v3 Socket R3 (LGA 2011) supported; UPI up to 9.6GT/s; CPU TDP support Up to 145W	Twin sets of Intel® Xeon® processor E5-2600 V3 Socket R3 (LGA 2011) supported; UPI up to 9.6GT/s; CPU TDP support Up to 145W
Key Applications	<ul style="list-style-type: none"> • Compute Intensive Application • Data Center • Enterprise Server • Financial Analysis • HPC • Mission-Critical 	<ul style="list-style-type: none"> • Compute Intensive Application • Data Center • Enterprise Server • Financial Analysis • HPC • Mission-Critical 	<ul style="list-style-type: none"> • Compute Intensive Application • Data Center • Enterprise Server • Financial Analysis • HPC • Mission-Critical
Outstanding Features	<ul style="list-style-type: none"> • 2 hot swappable nodes in 2U • IPMI 2.0 + KVM with dedicated LAN • SAS3.0 (12Gbps) support • NVMe Support • Up to 2 Low Profile Add-On-Cards • 1280W Platinum Level redundant high-efficiency power supplies 	<ul style="list-style-type: none"> • 2 hot swappable nodes in 2U • IPMI 2.0 + KVM with dedicated LAN • SAS3.0 (12Gbps) support • NVMe Support • Up to 2 Low Profile Add-On-Cards • 1280W Platinum Level redundant high-efficiency power supplies 	<ul style="list-style-type: none"> • NVMe support • Up to 2 Low Profile Add-On-Cards • 1280W Platinum Level redundant high-efficiency power supplies • 2 hot swappable nodes in 2U • IPMI 2.0 + KVM with dedicated LAN • SAS3.0 (12Gbps) support
Serverboard	SUPER● X10DRT-P	SUPER● X10DRT-PIBF	SUPER● X10DRT-PT
Chipset	Intel® C612 chipset	Intel® C612 chipset	Intel® C612 chipset
System Memory (Max.)*	Twin set of up to 1TB ECC LRDIMM, 512GB ECC RDIMM, DDR4-2133MHz in 16 DIMM slots.	Twin set of up to 1TB ECC LRDIMM, 512GB ECC RDIMM, DDR4-2133MHz in 16 DIMM slots.	Twin set of up to 1TB ECC LRDIMM, 512GB ECC RDIMM, DDR4-2133MHz in 16 DIMM slots.
Expansion Slots	Twin set of 1 PCI-E 3.0 x16, 1 PCI-E 3.0 x8.	Twin set of 1 PCI-E 3.0 x16, 1 PCI-E 3.0 x8.	Twin set of 1 PCI-E 3.0 x16, 1 PCI-E 3.0 x8.
Onboard Storage Controller	Twin set of Broadcom® 3008 SAS3 (12Gbps); RAID 0,1,10	Twin set of Broadcom® 3008 SAS3 (12Gbps); RAID 0,1,10	Twin set of Broadcom® 3008 SAS3 (12Gbps); RAID 0,1,10
Connectivity	Twin set of Dual LAN with Intel® i350 Gigabit Ethernet controller	Twin set of FDR (Connect-X3) / 40G Ethernet	Twin set of Dual 10Gb Ethernet LAN with Intel® X540 and 10GBase-T Connector
VGA/Audio	1 VGA, 1 Aspeed AST2400 BMC (per node)	1 VGA, 1 Aspeed AST2400 BMC (per node)	1 VGA, 1 Aspeed AST2400 BMC (per node)
Management	Twin set of IPMI 2.0 + KVM with dedicated LAN, SuperDoctor®, Watch Dog	Twin set of IPMI 2.0 + KVM with dedicated LAN, SuperDoctor®, Watch Dog	Twin set of IPMI 2.0 + KVM with dedicated LAN, SuperDoctor®, Watch Dog
Drive Bays	Twin set of 4x NVMe and 8x 2.5" hot-swap SAS drives.	Twin set of 4x NVMe and 8x 2.5" hot-swap SAS drives.	Twin set of 4x NVMe and 8x 2.5" hot-swap SAS drives.
Peripheral Bays	N/A	N/A	N/A
Power Supply	1280W Redundant Platinum Level Digital high-efficiency power supplies with I ² C & PMBus	1280W Redundant Platinum Level Digital high-efficiency power supplies with I ² C & PMBus	1280W Redundant Platinum Level Digital high-efficiency power supplies with I ² C & PMBus
Cooling System	4x 8cm heavy duty PWM fans with air shroud and optimal fan speed control	4x 8cm heavy duty PWM fans with air shroud and optimal fan speed control	4x 8cm heavy duty PWM fans with air shroud and optimal fan speed control
Form Factor	2U Rackmount 438 x 88 x 724mm (17.25" x 3.47" x 28.5")	2U Rackmount 438 x 88 x 724mm (17.25" x 3.47" x 28.5")	2U Rackmount 438 x 88 x 724mm (17.25" x 3.47" x 28.5")

* Please check with your Supermicro sales representative and website for compatibility and configuration details


Twin

SIOM Support on 2U TwinPro2™

4 hot-swap nodes in 2U w/ 2.5" HDDs; Up to 2 Low Profile PCI-E Cards + 1 SIOM Card



(Rear View)



SYS-2028TP-H Series

4 DP Nodes in 2U, 24x 2.5" SAS3/SATA3 drives

MODEL	SYS-2028TP-HC0R-SIOM SYS-2028TP-HC1R-SIOM SYS-2028TP-HTTR-SIOM	SYS-6028TP-HC0R SYS-6028TP-HC1R SYS-6028TP-HTR	SYS-6028TP-HC0FR SYS-6028TP-HTFR
Processor Support	Quad sets of Intel® Xeon® processor E5-2600 v3/v4 Socket R4 (LGA 2011) supported; UPI up to 9.6GT/s; CPU TDP support Up to 145W	Quad sets of Intel® Xeon® processor E5-2600 v3 Socket R3 (LGA 2011) supported; UPI up to 9.6GT/s; CPU TDP support Up to 145W	Quad sets of Intel® Xeon® processor E5-2600 v3 Socket R3 (LGA 2011) supported; UPI up to 9.6GT/s; CPU TDP support Up to 145W
Key Applications	<ul style="list-style-type: none"> • Compute Intensive Application • Data Center • Enterprise Server • Financial Analysis • HPC • Mission-Critical 	<ul style="list-style-type: none"> • Compute Intensive Application • Data Center • Enterprise Server • Financial Analysis • HPC • Mission-Critical 	<ul style="list-style-type: none"> • Compute Intensive Application • Data Center • Enterprise Server • Financial Analysis • HPC • Mission-Critical
Outstanding Features	<ul style="list-style-type: none"> • 2 Low-profile PCI-E slots • 1 SIOM card support • IPMI 2.0 + KVM with dedicated LAN • QUAD set of 6 hot-swap 2.5" SATA/SAS drive bays 	<ul style="list-style-type: none"> • 1 Low-profile PCI-E x16 slot • 4 hot swappable nodes in 2U • IPMI 2.0 + KVM with dedicated LAN • QUAD set of 3 hot-swap 3.5" SATA/SAS drive bays 	<ul style="list-style-type: none"> • 1 Low-profile PCI-E x16 slot • 4 hot swappable nodes in 2U • IPMI 2.0 + KVM with dedicated LAN • QUAD set of 3 hot-swap 3.5" SATA/SAS drive bays
Serverboard	SUPER● X10DRT-PS	SUPER● X10DRT-P	SUPER● X10DRT-PIBF
Chipset	Intel® C612 chipset	Intel® C612 chipset	Intel® C612 chipset
System Memory (Max.)*	Quad set of up to 2TB ECC LRDIMM, 512GB ECC RDIMM, DDR4-2400MHz in 16 DIMM slots.	Quad set of up to 1TB ECC LRDIMM, 512GB ECC RDIMM, DDR4-2133MHz in 16 DIMM slots.	Quad set of up to 1TB ECC LRDIMM, 512GB ECC RDIMM, DDR4-2133MHz in 16 DIMM slots.
Expansion Slots	Quad set of: 1 PCI-E 3.0 x16 LP; 1 PCI-E 3.0 x8 LP; 1x SIOM card support	Quad set of low-profile PCI-E 3.0 x16; 1 x16 "0 slot"	Quad set of low-profile PCI-E 3.0 x16; 1 x16 "0 slot"
Onboard Storage Controller	<p>-HC0R-SIOM: Quad set of Broadcom 3008 SW RAID 12Gbps SAS 3.0 controller for RAID 0,1,10</p> <p>-HC1R-SIOM: Quad set of Broadcom 3108 HW RAID 12Gbps SAS 3.0 controller for RAID 0,1,5,6,10,50 w/optional SuperCap</p> <p>-HTTR-SIOM: Quad set of Intel® C612 controller for 10 SATA3 (6 Gbps) ports; RAID 0,1,5,10</p>	<p>-HC0R: Quad set of Broadcom® 3008 SAS3 (12Gbps); RAID 0,1,10</p> <p>-HC1R: Quad set of Broadcom® 3108 SAS3 (12Gbps); RAID 0,1,5,10</p> <p>-HTR: Quad set of Intel® C612 controller for 10 SATA3 (6 Gbps) ports; RAID 0,1,5,10</p>	<p>-HC0FR: Quad set of Broadcom® 3008 SAS3 (12Gbps); RAID 0,1,10</p> <p>-HTFR: Quad set of Intel® C612 controller for 8 SATA3 (6 Gbps) ports; RAID 0,1,5,10</p>
Connectivity	Quad set of single IPMI 2.0 + KVM with dedicated LAN only. Need to bundle with network card	Quad set of Dual LAN with Intel® i350 Gigabit Ethernet controller	<p>-HC0FR: Quad set of FDR (Connect-X3) / 40G Ethernet</p> <p>-HTFR: Quad set of 3x 3.5" hot-swap SATA drive bays</p>
VGA/Audio	1 VGA, 1 Aspeed AST2400 BMC	1 VGA, 1 Aspeed AST2400 BMC	1 VGA, 1 Aspeed AST2400 BMC
Management	Quad set of IPMI 2.0 + KVM with dedicated LAN, SuperDoctor®, Watch Dog	Quad set of IPMI 2.0 + KVM with dedicated LAN, SuperDoctor®, Watch Dog	Quad set of IPMI 2.0 + KVM with dedicated LAN, SuperDoctor®, Watch Dog
Drive Bays	Quad set of 6x 2.5" hot-swap SAS/SATA drive bays	Quad set of 3x 3.5" hot-swap SATA drive bays	Quad set of 3x 3.5" hot-swap SATA drive bays
Peripheral Bays	N/A	N/A	N/A
Power Supply	2000W Redundant Platinum Level high-efficiency Power Supplies with I ² C & PMBus	2000W Redundant Platinum Level high-efficiency Power Supplies with I ² C & PMBus	2000W Redundant Platinum Level high-efficiency Power Supplies with I ² C & PMBus
Cooling System	4x 8cm heavy duty PWM fans with air shroud and optimal fan speed control	4x 8cm heavy duty PWM fans with air shroud and optimal fan speed control	4x 8cm heavy duty PWM fans with air shroud and optimal fan speed control
Form Factor	438 x 88 x 724mm (17.25" x 3.47" x 28.5")	2U Rackmount 438 x 88 x 762mm (17.25" x 3.47" x 30")	2U Rackmount 438 x 88 x 762mm (17.25" x 3.47" x 30")

* Please check with your Supermicro sales representative and website for compatibility and configuration details

Twin

2U TwinPro™
4 hot-swap nodes in 2U w/ 2.5" or 3.5" HDDs



2U TwinPro™
2 hot-swap nodes in 2U w/ up to 4 NVMe per Node



MODEL	SYS-6028TP-HCOTR SYS-6028TP-HC1TR SYS-6028TP-HTTR	SYS-6028TP-DNCR SYS-6028TP-DNCFR
Processor Support	Quad sets of Intel® Xeon® processor E5-2600 v3 Socket R3 (LGA 2011) supported; UPI up to 9.6GT/s; CPU TDP support Up to 145W	Twin sets of Intel® Xeon® processor E5-2600 v3 Socket R3 (LGA 2011) supported; UPI up to 9.6GT/s; CPU TDP support Up to 145W
Key Applications	<ul style="list-style-type: none"> • Compute Intensive Application • Data Center • Enterprise Server • Financial Analysis • HPC • Mission-Critical 	<ul style="list-style-type: none"> • Compute Intensive Application • Data Center • Enterprise Server • Financial Analysis • HPC • Mission-Critical
Outstanding Features	<ul style="list-style-type: none"> • 1 Low-profile PCI-E x16 slot • 4 hot swappable nodes in 2U • IPMI 2.0 + KVM with dedicated LAN • QUAD set of 3 hot-swap 3.5" SATA/SAS drive bays 	<ul style="list-style-type: none"> • 2 hot swappable nodes in 2U • IPMI 2.0 + KVM with dedicated LAN • SAS3.0 (12Gbps) support • NVMe Support • Up to 2 Low Profile Add-On-Cards • 1280W Platinum Level redundant high-efficiency power supplies
Serverboard	SUPER® X10DRT-PT	SUPER® X10DRT-P
Chipset	Intel® C612 chipset	Intel® C612 chipset
System Memory (Max.)*	Quad set of up to 1TB ECC LRDIMM, 512GB ECC RDIMM, DDR4-2133MHz in 16 DIMM slots.	Twin set of up to 1TB ECC LRDIMM, 512GB ECC RDIMM, DDR4-2133MHz in 16 DIMM slots.
Expansion Slots	Quad set of low-profile PCI-E 3.0 x16; 1 x16 "0 slot"	Twin set of 1 PCI-E 3.0 x16, 1 PCI-E 3.0 x8.
Onboard Storage Controller	<p>-HCOTR: Quad set of Broadcom® 3008 SAS3 (12Gbps); RAID 0,1,10</p> <p>-HC1TR: Quad set of Broadcom® 3108 SAS3 (12Gbps); RAID 0,1,5,10</p> <p>-HTTR: Quad set of Intel® C612 controller for 10 SATA3 (6 Gbps) ports; RAID 0,1,5,10</p>	Twin set of Broadcom® 3008 SAS3 (12Gbps); RAID 0,1,10
Connectivity	<p>-HCOTR: Quad set of Dual 10Gb Ethernet LAN with Intel® X540 and 10GBase-T Connector</p> <p>-HC1TR: Quad set of Dual LAN with Intel® i350 Gigabit Ethernet controller</p> <p>-HTTR: Quad set of Dual LAN with Intel® X540 10GBase-T Ethernet Controller</p>	<p>-DNCR: Twin set of Dual LAN with Intel® i350 Gigabit Ethernet controller</p> <p>-DNCFR: Twin set of FDR (Connect-X3) / 40G Ethernet</p>
VGA/Audio	1 VGA, 1 Aspeed AST2400 BMC	1 VGA, 1 Aspeed AST2400 BMC (per node)
Management	Quad set of IPMI 2.0 + KVM with dedicated LAN, SuperDoctor®, Watch Dog	Twin set of IPMI 2.0 + KVM with dedicated LAN, SuperDoctor®, Watch Dog
Drive Bays	Quad set of 3x 3.5" hot-swap SATA drive bays	Twin set of 6x 3.5" hot-swap drive bays. (Max) Up to 4x NVMe + 2x SAS3 drives (per node), or, (Max) Up to 6x SAS3 support (per node)
Peripheral Bays	N/A	N/A
Power Supply	2000W Redundant Platinum Level high-efficiency Power Supplies with I ² C & PMBus	1280W Redundant Platinum Level Digital high-efficiency power supplies with I ² C & PMBus
Cooling System	4x 8cm heavy duty PWM fans with air shroud and optimal fan speed control	4x 8cm heavy duty PWM fans with air shroud and optimal fan speed control
Form Factor	2U Rackmount 438 x 88 x 762mm (17.25" x 3.47" x 30")	2U Rackmount 438 x 88 x 762mm (17.25" x 3.47" x 30")

* Please check with your Supermicro sales representative and website for compatibility and configuration details

Twin



2U TwinPro™
2 hot-swap nodes in 2U w/ up to 4 NVMe per Node



SIOM Support on 2U TwinPro™
4 hot-swap nodes in 2U w/ 2.5" HDDs,
Up to 2 Low Profile PCI-E Cards + 1 SIOM Card



MODEL	SYS-6028TP-DNCTR	SYS-6028TP-HC0R-SIOM SYS-6028TP-HC1R-SIOM SYS-6028TP-HTR-SIOM
Processor Support	Twin sets of Intel® Xeon® processor E5-2600 v3 Socket R3 (LGA 2011) supported; UPI up to 9.6GT/s; CPU TDP support Up to 145W	Quad sets of Intel® Xeon® processor E5-2600 v3/v4 Socket R4 (LGA 2011) supported; UPI up to 9.6GT/s; CPU TDP support Up to 145W
Key Applications	Compute Intensive Application Data Center Enterprise Server Financial Analysis HPC Mission-Critical	Compute Intensive Application Data Center Enterprise Server Financial Analysis HPC Mission-Critical
Outstanding Features	2 hot swappable nodes in 2U IPMI 2.0 + KVM with dedicated LAN SAS3.0 (12Gbps) support NVMe Support Up to 2 Low Profile Add-On-Cards 1280W Platinum Level redundant high-efficiency power supplies	2 Low-profile PCI-E slots 1 SIOM card support IPMI 2.0 + KVM with dedicated LAN QUAD set of 3 hot-swap 3.5" SATA/SAS drive bays
Serverboard	SUPER● X10DRT-PT	SUPER● X10DRT-PS
Chipset	Intel® C612 chipset	Intel® C612 chipset
System Memory (Max.)*	Twin set of up to 1TB ECC LRDIMM, 512GB ECC RDIMM, DDR4-2133MHz in 16 DIMM slots.	Quad set of up to 2TB ECC LRDIMM, 512GB ECC RDIMM, DDR4-2400MHz in 16 DIMM slots.
Expansion Slots	Twin set of 1 PCI-E 3.0 x16, 1 PCI-E 3.0 x8.	Quad set of: 1 PCI-E 3.0 LP x16; 1 PCI-E 3.0 LP x8; 1x SIOM card support
Onboard Storage Controller	Twin set of Broadcom® 3008 SAS3 (12Gbps); RAID 0,1,10	-HC0R-SIOM: Quad set of Broadcom 3008 SW RAID 12Gbps SAS 3.0 controller for RAID 0,1,10 -HC1R-SIOM: Quad set of Broadcom 3108 HW RAID 12Gbps SAS 3.0 controller for RAID 0,1,5 w/optional SuperCap -HTR-SIOM: Quad set of Intel® C612 controller for 3 SATA3 (6 Gbps) ports; RAID 0,1,5
Connectivity	Twin set of Dual 10Gb Ethernet LAN with Intel® X540 and 10GBase-T Connector	Quad set of single IPMI 2.0 + KVM with dedicated LAN only. Need to bundle with network card
VGA/Audio	1 VGA, 1 Aspeed AST2400 BMC (per node)	1 VGA, 1 Aspeed AST2400 BMC
Management	Twin set of IPMI 2.0 + KVM with dedicated LAN, SuperDoctor®, Watch Dog	Quad set of IPMI 2.0 + KVM with dedicated LAN, SuperDoctor®, Watch Dog
Drive Bays	Twin set of 6x 3.5" hot-swap drive bays. (Max) Up to 4x NVMe + 2x SAS3 drives (per node), or, (Max) Up to 6x SAS3 support (per node)	Quad set of 3x 3.5" hot-swap SAS/SATA drive bays
Peripheral Bays	N/A	N/A
Power Supply	1280W Redundant Platinum Level Digital high-efficiency power supplies with I ² C & PMBus	2000W Redundant Platinum Level high-efficiency Power Supplies with I ² C & PMBus
Cooling System	4x 8cm heavy duty PWM fans with air shroud and optimal fan speed control	4x 8cm heavy duty PWM fans with air shroud and optimal fan speed control
Form Factor	2U Rackmount 438 x 88 x 762mm (17.25" x 3.47" x 30")	438 x 88 x 775mm (17.25" x 3.47" x 30.5")

* Please check with your Supermicro sales representative and website for compatibility and configuration details

Twin



We Power the Cloud

1U Twin
Cost-Optimized, 2 nodes in 1U w/
4x 3.5" and 8x 2.5" HDDs

1U Twin
Cost-Optimized, 2 nodes in 1U w/
4x 3.5" and 8x 2.5" HDDs

2U Twin
2 hot-swap nodes in 2U



MODEL	SYS-1028TR-T	SYS-1028TR-TF	SYS-2028TR-HTR SYS-2028TR-H72R
Processor Support	Intel® Xeon® processor E5-2600 v3 with UPI up to 9.6GT/s	Intel® Xeon® processor E5-2600 v3 with UPI up to 9.6GT/s	Dual Intel® Xeon® Processor E5-2600 v4/v3 product family with UPI up to 9.6 GT/s TDP support up to 145W
Key Applications	<ul style="list-style-type: none"> HPC Data Center Front End Server 	<ul style="list-style-type: none"> HPC Data Center Front End Server 	<ul style="list-style-type: none"> HPC Virtualization Data Center Web Server
Outstanding Features	<ul style="list-style-type: none"> 1000W Titanium Level high-efficiency power supply 10x 2.5" SAS/SATA drive bays IPMI 2.0 management with dedicated LAN 	<ul style="list-style-type: none"> 1000W Titanium Level high-efficiency power supply 10x 2.5" SAS/SATA drive bays IPMI 2.0 management with dedicated LAN 56Gbps InfiniBand controller onboard 	<ul style="list-style-type: none"> IPMI 2.0 + KVM with dedicated LAN 4 hot swappable nodes in 2U 2 SATA DOM support with embedded power Redundant 1600W Titanium Level high-efficiency power supplies
Serverboard	SUPER● X10DRT-L	SUPER● X10DRT-LIBF	SUPER● X10DRT-H
Chipset	Intel® C612 chipset	Intel® C612 chipset	Intel C612
System Memory (Max.)*	512GB Registered ECC, DDR4-2133MHz in 8 DIMM slots	512GB Registered ECC, DDR4-2133MHz in 8 DIMM slots	Quad set of 512 GB ECC LRDIMM, 256 GB ECC RDIMM; DDR4-2400MHz in 8 DIMM slots
Expansion Slots	1 PCI-E 3.0 x16 (in x16 slot);	1 PCI-E 3.0 x16 (in x16 slot);	Quad set of 1 PCI-E 3.0 x16 Low-profile
Onboard Storage Controller	Intel® C612 controller for 10 SATA3 (6 Gbps) ports; RAID 0,1,5,10;	Intel® C612 controller for 10 SATA3 (6 Gbps) ports; RAID 0,1,5,10;	-HTR: Quad set of SATA3 via Intel C612; SW RAID supports 0,1,5,10, -H72R: Quad set of SAS2 (6Gbps) via Broadcom 2208; HW RAID supports 0, 1, 5, 6, 10, 50
Connectivity	2 Intel® i350 Gigabit Ethernet	2 Intel® i350 Gigabit Ethernet	Quad set of dual LAN with INTEL i350 Gigabit Ethernet controller
VGA/Audio	1 VGA, 1 Aspeed AST2400 BMC;	1 VGA, 1 Aspeed AST2400 BMC;	Quad set of Aspeed AST2400 BMC
Management	Intel® Node Manager; IPMI2.0; NMI; SuperDoctor® 5; Watchdog;	Intel® Node Manager; IPMI2.0; NMI; SuperDoctor® 5; Watchdog;	Intel® Node Manager; IPMI2.0; NMI; SMCBU and SMM; SuperDoctor III; Watchdog
Drive Bays	8x 2.5" hot-swap SAS/SATA drive bay	8x 2.5" hot-swap SAS/SATA drive bay	Quad set of 6x 2.5" hot-swap SATA drive bay
Peripheral Bays	N/A	N/A	N/A
Power Supply	1000W High-efficiency redundant (Titanium level) digital power supply	1000W High-efficiency redundant (Titanium level) digital power supply	1600W Redundant Titanium Level high-efficiency power supplies with I ² C & PMBus
Cooling System	6x 40x56mm counter-rotation PWM fan;	6x 40x56mm counter-rotation PWM fan;	4x 8cm heavy duty fans with PWM fan speed control
Form Factor	1U-Twin 17.2" (437mm) x 1.75" (44.45mm) x 27.75" (705mm)	1U-Twin 17.2" (437mm) x 1.75" (44.45mm) x 27.75" (705mm)	438 x 88 x 724mm (17.25" x 3.47" x 28.5") Package: 671 x 284 x 1011mm (26.4" x 11.2" x 39.8")

* Please check with your Supermicro sales representative and website for compatibility and configuration details

Twin



2U Twin
2 hot-swap nodes in 2U



MODEL	SYS-2028TR-H72FR SYS-2028TR-HTFR	SYS-6028TR-HTR	SYS-6028TR-HTFR
Processor Support	Quad set of Dual Intel® Xeon® Processor E5-2600 v4/v3 product families supported; QPI up to 9.6GT/s; CPU TDP support Up to 145W	Quad set of Dual Intel® Xeon® Processor E5-2600 v4/v3 product families supported; QPI up to 9.6GT/s; CPU TDP support Up to 145W	Quad set of Dual Intel® Xeon® Processor E5-2600 v4/v3 product families supported; QPI up to 9.6GT/s; CPU TDP support Up to 145W
Key Applications	<ul style="list-style-type: none"> • Data Center • Web Server • HPC • Virtualization 	<ul style="list-style-type: none"> • Data Center • Web Server • HPC • Virtualization 	<ul style="list-style-type: none"> • Data Center • Web Server • HPC • Virtualization
Outstanding Features	<ul style="list-style-type: none"> • Broadcom® 2208 • 1600W Redundant Titanium Level high-efficiency power supplies • 8 DIMM slots • IPMI 2.0 + KVM with dedicated LAN • 2x SATADOM • 4 hot-swappable nodes in 2U 	<ul style="list-style-type: none"> • 1600W Redundant Titanium Level high-efficiency power supplies • 8 DIMM slots • IPMI 2.0 + KVM with dedicated LAN • 2x SATADOM • 4 hot-swappable nodes in 2U 	<ul style="list-style-type: none"> • 1600W Redundant Titanium Level high-efficiency power supplies • 8 DIMM slots • IPMI 2.0 + KVM with dedicated LAN • 2x SATADOM • 4 hot-swappable nodes in 2U
Serverboard	SUPER® X10DRT-HIBF	SUPER® X10DRT-H	SUPER® X10DRT-HIBF
Chipset	Intel® C612 Chipset	Intel® C612 Chipset	Intel® C612 Chipset
System Memory (Max.)*	Quad set of up to 1TB ECC 3DS LRDIMM or RDIMM DDR4-2400MHz in 8 DIMM slots	Quad set of up to 1TB ECC 3DS LRDIMM or RDIMM DDR4-2400MHz in 8 DIMM slots	Quad set of up to 1TB ECC 3DS LRDIMM or RDIMM DDR4-2400MHz in 8 DIMM slots
Expansion Slots	Quad set of 1 PCI-E 3.0 x16 Low-profile	Quad set of 1 PCI-E 3.0 x16 Low-profile	Quad set of 1 PCI-E 3.0 x16 Low-profile
Onboard Storage Controller	Quad set of SAS2 (6Gbps) via Broadcom® 2208; HW RAID supports 0,1,5,6,10,50	Quad set of Intel® C612 controller for 3 SATA3 (6 Gbps) ports; RAID 0,1	Quad set of Intel® C612 controller for 3 SATA3 (6 Gbps) ports; RAID 0,1
Connectivity	-H72FR: Quad set of dual LAN with Mellanox ConnectX3 single port FDR -HTFR: Quad set of dual LAN with Mellanox ConnectX3 single port FDR	Quad set of dual LAN with Intel® i350 dual Gigabit Ethernet LAN	Quad set of dual LAN with Mellanox ConnectX3 single port FDR
VGA/Audio	Quad set of AST2400 VGA	Quad set of AST2400 VGA	Quad set of AST2400 VGA
Management	Quad set of IPMI 2.0 + KVM with dedicated LAN, Intel® Node Manager, SUM, SPM, SSM, SuperDoctor® 5, Watchdog	Quad set of IPMI 2.0 + KVM with dedicated LAN, Intel® Node Manager, SUM, SPM, SSM, SuperDoctor® 5, Watchdog	Quad set of IPMI 2.0 + KVM with dedicated LAN, Intel® Node Manager, SUM, SPM, SSM, SuperDoctor® 5, Watchdog
Drive Bays	Quad set of 6x 2.5" hot-swap SAS2 HDDs	Quad set of 3x 3.5" hot-swap SATA3 HDDs	Quad set of 3x 3.5" hot-swap SATA3 HDDs
Peripheral Bays	N/A	N/A	N/A
Power Supply	Redundant 1600W Titanium Level high-efficiency power supplies with I ² C & PMBus	Redundant 1600W Titanium Level high-efficiency power supplies with I ² C & PMBus	Redundant 1600W Titanium Level high-efficiency power supplies with I ² C & PMBus
Cooling System	4x 80mm heavy duty fans with PWM fan speed control	4x 80mm heavy duty fans with PWM fan speed control	4x 80mm heavy duty fans with PWM fan speed control
Form Factor	2U Rackmount 438 x 88 x 679mm (17.25" x 3.47" x 26.75")	2U Rackmount 438 x 88 x 724mm (17.25" x 3.47" x 28.5")	2U Rackmount 438 x 88 x 724mm (17.25" x 3.47" x 28.5")

* Please check with your Supermicro sales representative and website for compatibility and configuration details

Twin

X11 FatTwin™
Xeon® SP CPU with 12x 3.5" HDD

X11 FatTwin™
DP Intel® Xeon® Scalable Processors
with 2x 2.5" SSD/HDD per node

X11 FatTwin™
4U 8-Node, Rear I/O
6x 2.5" Drive Bays per Node



MODEL	SYS-F619H6-FT	SYS-F619P2-FT	SYS-F619P2-RCO SYS-F619P2-RTN
Processor Support	2nd Generation Intel® Xeon® Scalable Processors (Cascade Lake-SP), Intel® Xeon® Scalable Processors. Dual Socket P (LGA 3647) supported, CPU TDP support 165W, 2 UPI up to 10.4 GT/s	2nd Generation Intel® Xeon® Scalable Processors (Cascade Lake-SP), Intel® Xeon® Scalable Processors. Dual Socket P (LGA 3647) supported, CPU TDP support 165W, 2 UPI up to 10.4 GT/s	Octal set of 2nd Generation Intel® Xeon® Scalable Processors (Cascade Lake-SP), Intel® Xeon® Scalable Processors. Dual Socket P (LGA 3647) supported, CPU TDP support 165W, 2 UPI up to 10.4 GT/s
Key Applications	<ul style="list-style-type: none"> • Hyperscale and Hyperconverged Solutions • Cloud Computing • Cluster Node • Data Center • HPC cluster computer nodes • Hadoop & Ceph storage solutions 	<ul style="list-style-type: none"> • Hyperscale and Hyperconverged Solutions • Cloud Computing • Cluster Node • Data Center • HPC cluster computer nodes 	<ul style="list-style-type: none"> • Hyperscale and Hyperconverged Solutions • Cloud Computing • Cluster Node • Data Center • HPC cluster computer nodes
Outstanding Features	<ul style="list-style-type: none"> • 145W CPU support • support up to 28 cores • 1 Low Profile PCI-E x16 slot • 1 SIOM PCI-E x16 slot • support up to 12x 3.5" HDD • 1200W Redundant Titanium Level high-efficiency power supplies 	<ul style="list-style-type: none"> • support up to 28 cores • 2x 2.5" SATA drives • 1 SIOM PCI-E x16 slot • 1 Low-profile PCI-E x16 slot • 1 Low-profile PCI-E x8 slot • 2200W Redundant Titanium Level high-efficiency power supplies 	<ul style="list-style-type: none"> • 1 Low-profile PCI-E x16 slot • support up to 28 cores • 6x SATA or 4x SATA & 2 NVMe • 1 SIOM PCI-E x16 slot • 2200W Redundant Titanium Level high-efficiency power supplies
Serverboard	Octal set of SUPER● X11DPFF-SN	Octal set of SUPER● X11DPFF-SN	Octal set of SUPER● X11DPFR-SN
Chipset	Octal set of Intel® C621 chipset	Octal set of Intel® C621 chipset	Octal set of Intel® C621 chipset
System Memory (Max.)*	Octal set of Up to 3TB 3DS ECC RDIMM, DDR4-2933MHz; Up to 3TB 3DS ECC LRDIMM, DDR4-2933MHz, in 12 DIMM slots; Up to 2TB Intel® Optane™ DC Persistent Memory in memory mode (Cascade Lake only);	Up to 3TB 3DS ECC RDIMM, DDR4-2933MHz; Up to 3TB 3DS ECC LRDIMM, DDR4-2933MHz, in 12 DIMM slots; Up to 2TB Intel® Optane™ DC Persistent Memory in memory mode (Cascade Lake only);	Octal set of Up to 3TB 3DS ECC RDIMM, DDR4-2933MHz; Up to 3TB 3DS ECC LRDIMM, DDR4-2933MHz, in 12 DIMM slots; Up to 2TB Intel® Optane™ DC Persistent Memory in memory mode (Cascade Lake only);
Expansion Slots	Octal set of 1 PCI-E 3.0 x16(LP); 1 PCI-E 3.0 x16(SIOM)	Octal set of 1 PCI-E 3.0 x16(SIOM); 1 PCI-E 3.0 x16(LP); 1 PCI-E 3.0 x8(LP)	1 PCI-E 3.0 x16(LP); 1 PCI-E 3.0 x16(SIOM)
Onboard Storage Controller	Octal set of intel C621 controller with 14 SATA3 ports & Onboard NVMe	Octal set of Intel C620 controller with 12 SATA3 ports	-RCO: Octal set of Broadcom 3008 12Gb/s SAS Controller -RTN: Octal set of intel C621 controller with 14 SATA3 ports
Connectivity	N/A	Octal set of 1GbE Ethernet Connectivity	Must bundle with at least one SIOM network card
VGA/Audio	Octal set of 1 VGA, Aspeed AST2500 BMC	Octal set of 1 VGA, Aspeed AST2500 BMC	1 VGA, Aspeed AST2500 BMC
Management	Octal set of Intel Node Manager, IPMI2.0, SuperDoctor, Watchdog, Rear UID LED.	Octal set of Intel Node Manager, IPMI2.0, SuperDoctor, Watchdog, Rear UID LED.	Octal set of Intel Node Manager, IPMI2.0, SuperDoctor, Watchdog, Rear UID LED.
Drive Bays	Octal set of 12x 3.5" internal HDD SATA3	Octal set of Octal set of 2x 2.5" SATA3/NVMe	Octal set of 6x 2.5" Hot Swap SAS 3 or 4x 2.5" Hot Swap SAS 3 & 2 Hot Swap NVMe U.2
Peripheral Bays	N/A	N/A	N/A
Power Supply	1200W high-efficiency Titanium Level redundant power supply w/ PMBus	Four (4x) 2200W high-efficiency Titanium Level redundant power supply w/ PMBus	2200W high-efficiency Titanium Level redundant power supply w/ PMBus
Cooling System	8x 8cm rear fans per chassis	Eight (8x) 8cm 13.5k RPM rear fans per enclosure	3x 4cm 20k RPM middle fans per node
Form Factor	448 x 177 x 737mm (17.63" x 6.96" x 29")	448 x 177 x 737mm (17.63" x 6.96" x 29")	448 x 177 x 737mm (17.63" x 6.96" x 29")

* Please check with your Supermicro sales representative and website for compatibility and configuration details

Twin

X11 FatTwin™
4U 8-Node, Rear I/O
6x 2.5" Drive Bays per Node

X11 FatTwin™
4U 8-Node, Rear I/O
6x 2.5" Drive Bays per Node

X11 FatTwin™
DP Intel® Xeon® Scalable Processors,
2x 3.5" SSD/HDD per node



MODEL	SYS-F619P2-RC1	SYS-F619P2-RT	SYS-F619P3-FT
Processor Support	Octal set of 2nd Generation Intel® Xeon® Scalable Processors (Cascade Lake-SP), Intel® Xeon® Scalable Processors. Dual Socket P (LGA 3647) supported, CPU TDP support 165W, 2 UPI up to 10.4 GT/s	Octal set of 2nd Generation Intel® Xeon® Scalable Processors (Cascade Lake-SP), Intel® Xeon® Scalable Processors. Dual Socket P (LGA 3647) supported, CPU TDP support 165W, 2 UPI up to 10.4 GT/s	2nd Generation Intel® Xeon® Scalable Processors (Cascade Lake-SP), Intel® Xeon® Scalable Processors. Dual Socket P (LGA 3647) supported, CPU TDP support 165W, 2 UPI up to 10.4 GT/s
Key Applications	<ul style="list-style-type: none"> Hyperscale and Hyperconverged Solutions Cloud Computing Cluster Node Data Center HPC cluster computer nodes 	<ul style="list-style-type: none"> Hyperscale and Hyperconverged Solutions Cloud Computing Cluster Node Data Center HPC cluster computer nodes 	<ul style="list-style-type: none"> Hyperscale and Hyperconverged Solutions Cloud Computing Cluster Node Data Center HPC cluster computer nodes
Outstanding Features	<ul style="list-style-type: none"> 1 Low-profile PCI-E x16 slot support up to 28 cores 6x SATA or 4x SATA & 2 NVMe 1 SIOM PCI-E x16 slot 2200W Redundant Titanium Level high-efficiency power supplies 	<ul style="list-style-type: none"> 1 Low-profile PCI-E x16 slot support up to 28 cores 6x SATA or 4x SATA & 2 NVMe 1 SIOM PCI-E x16 slot 2200W Redundant Titanium Level high-efficiency power supplies 	<ul style="list-style-type: none"> support up to 28 cores 2x 3.5" SATA drives 1 SIOM PCI-E x16 slot 1 Low-profile PCI-E x16 slot 1 Low-profile PCI-E x8 slot 2200W Redundant Titanium Level high-efficiency power supplies
Serverboard	Octal set of SUPER● X11DPFR-SN	Octal set of SUPER● X11DPFR-S	Octal set of SUPER● X11DPFF-SN
Chipset	Intel® C621 chipset	Intel® C621 chipset	Intel® C621 chipset
System Memory (Max.)*	Octal set of Up to Up to 3TB 3DS ECC RDIMM, DDR4-2933MHz; Up to 3TB 3DS ECC LRDIMM, DDR4-2933MHz, in 12 DIMM slots; Up to 2TB Intel® Optane™ DC Persistent Memory in memory mode (Cascade Lake only);	Octal set of Up to Up to 3TB 3DS ECC RDIMM, DDR4-2933MHz; Up to 3TB 3DS ECC LRDIMM, DDR4-2933MHz, in 12 DIMM slots; Up to 2TB Intel® Optane™ DC Persistent Memory in memory mode (Cascade Lake only);	Up to 3TB 3DS ECC RDIMM, DDR4-2933MHz; Up to 3TB 3DS ECC LRDIMM, DDR4-2933MHz, in 12 DIMM slots; Up to 2TB Intel® Optane™ DC Persistent Memory in memory mode (Cascade Lake only);
Expansion Slots	1 PCI-E 3.0 x16(LP); 1 PCI-E 3.0 x16(SIOM)	1 PCI-E 3.0 x16(LP); 1 PCI-E 3.0 x16(SIOM)	Octal set of 1 PCI-E 3.0 x16(LP); 1 PCI-E 3.0 x8(LP); 1 PCI-E 3.0 x16(SIOM)
Onboard Storage Controller	Octal set of Broadcom SAS 3108 12Gb/s HW RAID	Octal set of intel C620 controller with 14 SATA3 ports	Octal set of Intel C620 controller with 12 SATA3 ports
Connectivity	Must bundle with at least one SIOM network card	Must bundle with at least one SIOM network card	Octal set of 1GbE Ethernet Connectivity
VGA/Audio	Octal set of 1 VGA, Aspeed AST2500 BMC	Octal set of 1 VGA, Aspeed AST2500 BMC	Octal set of 1 VGA, Aspeed AST2500
Management	Intel Node Manager, IPMI2.0, SuperDoctor, Watchdog, Rear UID LED.	Intel Node Manager, IPMI2.0, SuperDoctor, Watchdog, Rear UID LED.	Octal set of Intel Node Manager, IPMI2.0, SuperDoctor, Watchdog, Rear UID LED.
Drive Bays	Octal set of 6x 2.5" Hot Swap SAS 3 HW RAID or 4x 2.5" Hot Swap SAS 3 HW RAID & 2 Hot Swap NVMe U.2	Octal set of 6x 2.5" Hot Swap SATA 3	Octal set of 2x 3.5" SATA3
Peripheral Bays	N/A	N/A	N/A
Power Supply	2200W high-efficiency Titanium Level redundant power supply w/ PMBus	2200W high-efficiency Titanium Level redundant power supply w/ PMBus	Four (4x) 2200W high-efficiency Titanium Level redundant power supply w/ PMBus
Cooling System	3x 4cm 20k RPM middle fans per node	3x 4cm 20k RPM middle fans per node	Eight (8x) 8cm 13.5k RPM rear fans per enclosure
Form Factor	448 x 177 x 737mm (17.63" x 6.96" x 29")	448 x 177 x 737mm (17.63" x 6.96" x 29")	448 x 177 x 737mm (17.63" x 6.96" x 29")

* Please check with your Supernode sales representative and website for compatibility and configuration details

Twin

X11 FatTwin™
4U 4-Node, Rear I/O
8 Hot-swap 3.5" Drive Bays per Node

X11 FatTwin™
4U 4-Node, Rear I/O
8 Hot-swap 3.5" Drive Bays per Node

X11 FatTwin™
4U 4-Node, Rear I/O
8 Hot-swap 3.5" Drive Bays per Node



MODEL	SYS-F629P3-RC0B SYS-F629P3-RC1B	SYS-F629P3-RTBN	SYS-F629P3-RTB
Processor Support	Quad set of 2nd Generation Intel® Xeon® Scalable Processors (Cascade Lake-SP), Intel® Xeon® Scalable Processors. Dual Socket P (LGA 3647) supported, CPU TDP support 165W, 2 UPI up to 10.4 GT/s	Quad set of 2nd Generation Intel® Xeon® Scalable Processors (Cascade Lake-SP), Intel® Xeon® Scalable Processors. Dual Socket P (LGA 3647) supported, CPU TDP support 165W, 2 UPI up to 10.4 GT/s	Quad set of 2nd Generation Intel® Xeon® Scalable Processors (Cascade Lake-SP), Intel® Xeon® Scalable Processors. Dual Socket P (LGA 3647) supported, CPU TDP support 165W, 2 UPI up to 10.4 GT/s
Key Applications	<ul style="list-style-type: none"> • Hyperscale and Hyperconverged Solutions • Cloud Computing • Cluster Node • Data Center • HPC cluster computer nodes • Hadoop & Ceph storage solutions • 6x 3.5" SATA 3 & 2x NVMe U.2 • support up to 28 cores • 1 Low Profile PCI-E x16 slot • 1 SIOM PCI-E x16 slot • 1200W Redundant Titanium Level high-efficiency power supplies 	<ul style="list-style-type: none"> • Hyperscale and Hyperconverged Solutions • Cloud Computing • Cluster Node • Data Center • HPC cluster computer nodes • Hadoop & Ceph storage solutions • 6x 3.5" SATA 3 & 2x NVMe U.2 • support up to 28 cores • 1 Low Profile PCI-E x16 slot • 1 SIOM PCI-E x16 slot • 1200W Redundant Titanium Level high-efficiency power supplies 	<ul style="list-style-type: none"> • Hyperscale and Hyperconverged Solutions • Cloud Computing • Cluster Node • Data Center • HPC cluster computer nodes • Hadoop & Ceph storage solutions • 8x 3.5" SATA 3 • support up to 28 cores • 1200W Redundant Titanium Level high-efficiency power supplies • 1 Low Profile PCI-E x16 slot • 1 SIOM PCI-E x16 slot
Outstanding Features			
Serverboard	Quad set of SUPER● X11DPFR-SN	Quad set of SUPER● X11DPFR-SN	Quad set of SUPER● X11DPFR-S
Chipset	Quad set of Intel® C621 chipset	Quad set of Intel® C621 chipset	Quad set of Intel® C621 chipset
System Memory (Max.)*	Quad set of Up to Up to 3TB 3DS ECC RDIMM, DDR4-2933MHz; Up to 3TB 3DS ECC LRDIMM, DDR4-2933MHz, in 12 DIMM slots; Up to 2TB Intel® Optane™ DC Persistent Memory in memory mode (Cascade Lake only);	Quad set of Up to Up to 3TB 3DS ECC RDIMM, DDR4-2933MHz; Up to 3TB 3DS ECC LRDIMM, DDR4-2933MHz, in 12 DIMM slots; Up to 2TB Intel® Optane™ DC Persistent Memory in memory mode (Cascade Lake only);	Quad set of Up to Up to 3TB 3DS ECC RDIMM, DDR4-2933MHz; Up to 3TB 3DS ECC LRDIMM, DDR4-2933MHz, in 12 DIMM slots; Up to 2TB Intel® Optane™ DC Persistent Memory in memory mode (Cascade Lake only);
Expansion Slots	Quad set of 1 PCI-E 3.0 x16(LP); 1 PCI-E 3.0 x16(SIOM)	Quad set of 1 PCI-E 3.0 x16(LP); 1 PCI-E 3.0 x16(SIOM)	Quad set of 1 PCI-E 3.0 x16(LP); 1 PCI-E 3.0 x16(SIOM)
Onboard Storage Controller	-RC0B: Quad set of Broadcom 3008 12Gb/s SAS Controller -RC1B: Quad set of Broadcom SAS 3108 12Gb/s HW RAID	Quad set of intel C621 controller with 14 SATA3 ports & Onboard NVMe	Quad set of intel C621 controller with 14 SATA3 ports & Onboard NVMe
Connectivity	Must bundle with at least one SIOM network card	Must bundle with at least one SIOM network card	Must bundle with at least one SIOM network card
VGA/Audio	Quad set of 1 VGA, Aspeed AST2500 BMC	Quad set of 1 VGA, Aspeed AST2500 BMC	Quad set of 1 VGA, Aspeed AST2500 BMC
Management	Intel Node Manager, IPMI2.0, SuperDoctor, Watchdog, Rear UID LED.	Intel Node Manager, IPMI2.0, SuperDoctor, Watchdog, Rear UID LED.	Intel Node Manager, IPMI2.0, SuperDoctor, Watchdog, Rear UID LED.
Drive Bays	-RC0B: Quad set of 8x 3.5" Hot Swap SAS 3 or 6x 3.5" Hot Swap SAS 3 & 2 Hot Swap NVMe U.2 -RC1B: Quad set of 8x 3.5" SAS 3 HW RAID or 6x 3.5" SAS 3 HW RAID & 2 Hot Swap NVMe U.2	Quad set of 8x 3.5" Hot Swap SATA 3 or 6 Hot Swap SATA 3 and 2x NVMe U.2	Quad set of 8x 3.5" Hot Swap SATA 3
Peripheral Bays	N/A	N/A	N/A
Power Supply	1200W high-efficiency Titanium Level redundant power supply w/ PMBus	1200W high-efficiency Titanium Level redundant power supply w/ PMBus	1200W high-efficiency Titanium Level redundant power supply w/ PMBus
Cooling System	2x 8cm 14k RPM middle fans per node	2x 8cm 14k RPM middle fans per node	2x 8cm 14k RPM middle fans per node
Form Factor	448 x 177 x 737mm (17.63" x 6.96" x 29")	448 x 177 x 737mm (17.63" x 6.96" x 29")	448 x 177 x 737mm (17.63" x 6.96" x 29")

* Please check with your Supermicro sales representative and website for compatibility and configuration details

Twin

FatTwin™
HADOOP, 4-Node, 12x 3.5" HDD per node
Front I/O, 16 DIMMs

FatTwin™
HADOOP, 4-Node,
12x 3.5" HDD per node

FatTwin™
HADOOP, 4-Node, 12x 3.5" HDD per node
Front I/O, 16 DIMMs



MODEL	SYS-F618H6-FT+	SYS-F618H6-FTL+	SYS-F618H6-FTPT+ SYS-F618H6-FTPTL+
Processor Support	Quad set of Dual Intel® Xeon® Processor E5-2600 v4/v3 product families supported; QPI up to 9.6GT/s	Quad set of Dual Intel® Xeon® processor E5-2600 v3, Intel® Xeon® processor E5-2600 v4. Dual Socket R3 (LGA 2011) supported, CPU TDP support Up to 145W, 1 QPI up to 9.6GT/s	Quad set of Dual Intel® Xeon® Processor E5-2600 v4/v3 product families supported; Dual Socket R3 (LGA 2011) supported, CPU TDP support Up to 145W, QPI up to 9.6GT/s
Key Applications	<ul style="list-style-type: none"> • Hadoop 	<ul style="list-style-type: none"> • Hadoop 	<ul style="list-style-type: none"> • Hadoop
Outstanding Features	<ul style="list-style-type: none"> • 4 nodes in 4U • 12x 3.5" drives • IPMI 2.0 + KVM with dedicated LAN • Tool free drive trays and top cover • Enhance internal chassis airflow • Fan LED indicator 	<ul style="list-style-type: none"> • 12x 3.5" drives • IPMI 2.0 + KVM with dedicated LAN 	<ul style="list-style-type: none"> • 4 nodes in 4U • 12x 3.5" drives • IPMI 2.0 + KVM with dedicated LAN • Tool free drive trays and top cover • Enhance internal chassis airflow • Fan LED indicator
Serverboard	Quad set of SUPER● X10DRFF-CG	Quad set of SUPER● X10DRFF-CG	Quad set of SUPER● X10DRFF-CTG
Chipset	Quad set of Intel® C612 chipset	Quad set of Intel® C612 chipset	Quad set of Intel® C612 chipset
System Memory (Max.)*	Quad set of up to 2TB ECC 3DS LRDIMM or RDIMM DDR4-2400MHz in 16 DIMM slots	Quad set of 1TB Registered ECC, DDR3-1866MHz 128GB Unbuffered ECC/non-ECC, DDR3-1866MHz in 16 DIMM slots	Quad set of up to 2TB ECC 3DS LRDIMM or RDIMM DDR4-2400MHz in 16 DIMM slots
Expansion Slots	Quad set of 2 PCI-E 3.0 x8 LP	Quad set of 2 PCI-E 3.0 x8(LP)	Quad set of 2 PCI-E 3.0 x8 LP
Onboard Storage Controller	Quad set of Intel® C612 controller for 10 SATA3 (6 Gbps) ports; RAID 0,1,10; Broadcom® 3008 SW controller for 8 SAS3 (12Gbps) ports; RAID 0,1,10	Quad set of Intel® C612 controller for 10 SATA3 (6 Gbps) ports; RAID 0,1,10; Broadcom® 3008 SW controller for 8 SAS3 (12Gbps) ports; RAID 0,1,10	Quad set of Intel® C612 controller for 10 SATA3 (6 Gbps) ports; RAID 0,1,10; Broadcom® 3008 SW controller for 8 SAS3 (12Gbps) ports; RAID 0,1,10
Connectivity	Quad set of Dual LAN ports with Intel® i350 Gigabit Ethernet controller	Quad set of Intel® i350 Dual Port Gigabit Ethernet	Quad set of Dual 10GBase-T with Intel® X540 10GbE controller
VGA/Audio	Quad set of AST2400 VGA	Quad set of Aspeed AST2400 BMC	Quad set of AST2400 VGA
Management	Quad set of IPMI 2.0+ KVM with dedicated LAN, SuperDoctor®, Watch Dog	Quad set of IPMI2.0, SPM, SUM, SuperDoctor® 5, Watchdog	Quad set of IPMI 2.0+ KVM with dedicated LAN, SuperDoctor®, Watch Dog
Drive Bays	Quad set of Up to 8 Fixed 3.5" SAS3/SATA3 + 4 Fixed 3.5" SATA3 HDDs per U and optional 2.5" drives mounted in the PCI-e slot	Quad set of Up to 8 Fixed 3.5" SAS3/SATA3 + 4 Fixed 3.5" SATA3 HDDs per U and optional 2.5" drives mounted in the PCI-e slot	Quad set of Up to 8 Fixed 3.5" SAS3/SATA3 + 4 Fixed 3.5" SATA3 HDDs per U and optional 2.5" drives mounted in the PCI-e slot
Peripheral Bays	Optional 2.5" drives mounted in the PCI-E slots	Optional 2.5" drives mounted in the PCIe slots	Optional 2.5" drives mounted in the PCI-E slots
Power Supply	2x 2000W Redundant Titanium Level (96%+) power supplies with i²C & PMBus	2x 2000W high-efficiency titanium redundant power supply w/ PMBus	2x 2000W Redundant Titanium Level (96%+) power supplies with i²C & PMBus
Cooling System	8x 80mm heavy duty fans with air shroud and PWM fan speed control	8x 8cm heavy duty fans with air shroud and PWM fan speed control	8x 80mm heavy duty fans with air shroud and PWM fan speed control
Form Factor	4U Rackmount (Recommend 48" depth rack) 448 x 177 x 889mm (17.63" x 6.96" x 35")	448 x 177 x 889mm (17.63" x 6.96" x 35") Package: 650 x 300 x 1219mm (25.6" x 11.8" x 48")	4U Rackmount (Recommend 48" depth rack) 448 x 177 x 889mm (17.63" x 6.96" x 35")

* Please check with your Supermicro sales representative and website for compatibility and configuration details

Twin

FatTwin™
8-Node, Front I/O
2x 2.5" HDD per Node

FatTwin™
8-Node, Front I/O
2x 2.5" HDD per Node

FatTwin™
8-Node, 16 DIMMs, Front I/O
4x 2.5" HDD per Node



MODEL	SYS-F618R2-FC0	SYS-F618R2-FT SYS-F618R2-F72+	SYS-F618R2-FT+
Processor Support	Octal set of Dual Intel® Xeon® Processor E5-2600 v4/v3 product families supported; QPI up to 9.6GT/s	Intel® Xeon® processor E5-2600 v4 with UPI up to 9.6GT/s	Octal set of Dual Intel® Xeon® processor E5-2600 v4 with UPI up to 9.6GT/s
Key Applications	<ul style="list-style-type: none"> Cluster Node Compute Intensive Application Data Center 	<ul style="list-style-type: none"> Data Center HPC cluster computer nodes Compute Intensive Application 	<ul style="list-style-type: none"> Data Center Compute Intensive Application HPC cluster computer nodes
Outstanding Features	<ul style="list-style-type: none"> 1 Low-profile PCI-E x16 slot 1620W Redundant Platinum Level high-efficiency power supplies 2 Gigabit Ethernet Ports IPMI 2.0 + KVM with dedicated LAN SAS 3.0 (12 Gbps) support (-FC0) 	<ul style="list-style-type: none"> 1 Low-profile PCI-E x16 slot support up to 22 cores IPMI 2.0 + KVM with dedicated LAN SATA 3.0 (6Gbps) support 1620W Redundant Platinum Level high-efficiency power supplies 	<ul style="list-style-type: none"> support up to 22 cores 16 DIMM support 1 x16, 1 x4, and 2 x8 optional expansion slots RAID 0,1,10 (optional with 4 x 2.5" drive bays installed) IPMI 2.0 + KVM with dedicated LAN 2000W Redundant Platinum Level high-efficiency power supplies
Serverboard	SUPER® X10DRFF-C	SUPER® X10DRFF	SUPER® X10DRFF-iG
Chipset	Intel® C612 Chipset	Intel® C612 chipset	Intel® C612 chipset
System Memory (Max.)*	Octal set of up to 1TB ECC 3DS LRDIMM or RDIMM DDR4-2400MHz in 8 DIMM slots	Octal set of Up to 512GB, DDR4-2400MHz in 8 DIMM slots	Octal set of 512GB Registered ECC, DDR4-2400MHz in 16 DIMM slots
Expansion Slots	Octal set of 1 PCI-E 3.0 x16 (low-profile)	1 PCI-E 3.0 x16(LP)	Octal set of 1 PCI-E 3.0 x16, 1 PCI-E 2.0 x4, and 2 PCI-E 3.0 x8(optional)
Onboard Storage Controller	Octal set of Broadcom® 3008 controller for 4 SAS 3.0 (12Gbps) ports; RAID 0,1,10;	-FT: Octal set of Intel® C612 chipset supports SATA3 (6Gbps) with RAID 0, 1 -F72+: Octal set of Intel® C612 controller for 10 SATA3 (6 Gbps) ports; RAID 0,1,5,10; Broadcom® 2208 SAS2 controller onboard; HW RAID 0, 1, 5, 6, 10, 50 support	Octal set of Intel® C612 chipset supports SATA3 (6Gbps) with RAID 0, 1, 5, 10
Connectivity	Octal set of Dual Intel® i210 single port Gigabit Ethernet LAN	Octal set of 2x 1GigE LAN Ports	Octal set of 2x GbE LAN ports and 1x Dedicated IPMI port
VGA/Audio	Octal set of AST2400 VGA	Octal set of 1x VGA, Matrox® G200eW video controller	Octal set of Aspeed AST2400 BMC
Management	Octal set of IPMI 2.0 + KVM with dedicated LAN, Intel® Node Manager, SUM, SPM, SSM, SuperDoctor® 5, Watchdog	Octal set of IPMI 2.0+ KVM with dedicated LAN, SuperDoctor®, Watch Dog	Octal set of IPMI2.0, SPM, SUM, SuperDoctor® 5, Watchdog
Drive Bays	-FC0: Octal set of 2x 2.5" hot-swap SAS3 drive bays	Octal set of 2x 2.5"	Octal set of 4x 2.5" HDD
Peripheral Bays	N/A	N/A	N/A
Power Supply	4x Redundant 1620W Platinum Level power supplies with i ² C & PMBus	1620W high-efficiency redundant power supply with PMBus	4x 2000W Redundant Power Supplies Titanium Level (96%)
Cooling System	8x 80mm heavy duty fans with air shroud & PWM fan speed control	8x 8cm 9.5k RPM rear fans	8x 8cm 9.5k RPM rear fans
Form Factor	4U Rackmount 448 x 177 x 737mm (17.63" x 6.96" x 29")	448 x 177 x 737mm (17.63" x 6.96" x 29")	737 x 177 x 448mm (29" x 6.96" x 17.65")

* Please check with your Supermicro sales representative and website for compatibility and configuration details

Twin

FatTwin™
8-Node, 16 DIMMs, Front I/O
4x 2.5" HDD per Node



FatTwin™
8-Node, 16 DIMMs, Front I/O
6x 2.5" HDD per Node



FatTwin™
8-Node, Rear I/O
6x 2.5" HDD per Node



MODEL	SYS-F618R2-FTPT+	SYS-F618R2-R72+ SYS-F618R2-RT+	SYS-F618R2-R72PT+ SYS-F618R2-RTPT+
Processor Support	Octal set of Dual Intel® Xeon® Processor E5-2600 v4/v3 product families supported; QPI up to 9.6GT/s	Octal set of Dual Intel® Xeon® Processor E5-2600 v4/v3 product families supported; QPI up to 9.6GT/s	Octal set of Dual Intel® Xeon® Processor E5-2600 v4/v3 product families supported; QPI up to 9.6GT/s
Key Applications	<ul style="list-style-type: none"> Data Center HPC cluster computer nodes Compute Intensive Application 	<ul style="list-style-type: none"> Cloud and Virtualization Cloud Computing Cluster Node Data Center HPC cluster computer nodes 	<ul style="list-style-type: none"> Cloud and Virtualization Cloud Computing Cluster Node Data Center HPC cluster computer nodes
Outstanding Features	<ul style="list-style-type: none"> 1x8 and 1 x4 PCI-E slots 4x 2.5" HDD per node 16 DIMM slots IPMI 2.0 + KVM with dedicated LAN RAID 0,1 support 2000W Titanium Level redundant high-efficiency power supplies 	<ul style="list-style-type: none"> 1 Low-profile PCI-E x16 & 1 MicroLP PCI-E x8 slots 1620W Redundant Platinum Level high-efficiency power supplies IPMI 2.0 + KVM with dedicated LAN 16 DIMM slots 6x 2.5" hot-swap SAS2/SATA drive bays per node 	<ul style="list-style-type: none"> 1 Low-profile PCI-E x16 & 1 MicroLP PCI-E x8 slots 1620W Redundant Platinum Level high-efficiency power supplies IPMI 2.0 + KVM with dedicated LAN 16 DIMM slots 6x 2.5" hot-swap SAS2/SATA drive bays per node
Serverboard	SUPER● X10DRFF-ITG	SUPER● X10DRFR	SUPER● X10DRFR-NT
Chipset	Intel® C612 Chipset	Intel® C612 Chipset	Intel® C612 Chipset
System Memory (Max.)*	Octal set of up to 2TB ECC 3DS LRDIMM or RDIMM DDR4-2400MHz in 16 DIMM slots	Octal set of up to 2TB ECC 3DS LRDIMM or RDIMM DDR4-2400MHz in 16 DIMM slots	Octal set of up to 2TB ECC 3DS LRDIMM or RDIMM DDR4-2400MHz in 16 DIMM slots
Expansion Slots	Octal set of 1 PCI-E 3.0 x8 (low-profile) and 1 PCI-E 2.0 x4 or 2 PCI-E 3.0 x8 (optional)	Octal set of 1 PCI-E 3.0 x16 (low-profile) and 1 PCI-E 3.0 x8 (MicroLP)	Octal set of 1 PCI-E 3.0 x16 (low-profile) and 1 PCI-E 3.0 x8 (MicroLP)
Onboard Storage Controller	Octal set of Intel® C612 controller for 10 SATA3 (6Gbps) ports; RAID 0,1,5,10	-R72+: Octal set of Broadcom® 2208 controller for 6 SAS 2.0 (6Gbps) ports; RAID 0,1,5,6,10,50 -RT+: Octal set of Intel® C612 controller for 6 SATA3 (6Gbps) ports; RAID 0,1,5,10	-R72PT+: Octal set of Broadcom® 2208 controller for 6 SAS 2.0 (6Gbps) ports; RAID 0,1,5,6,10,50 -RTPT+: Octal set of Intel® C612 controller for 6 SATA3 (6Gbps) ports; RAID 0,1,5,10
Connectivity	Octal set of Dual LAN with Intel® X540 10GBase-T Ethernet Controller	Octal set of Dual LAN ports with Intel® i350 Gigabit Ethernet controller	Octal set of Dual 10Gb Ethernet LAN with Intel® X540 and 10GBase-T Connector
VGA/Audio	Octal set of AST2400 VGA	Octal set of AST2400 VGA	Octal set of AST2400 VGA
Management	Octal set of IPMI 2.0 + KVM with dedicated LAN, Intel® Node Manager, SUM, SPM, SSM, SuperDoctor® 5, Watchdog	Octal set of IPMI 2.0 + KVM with dedicated LAN, Intel® Node Manager, SUM, SPM, SSM, SuperDoctor® 5, Watchdog	Octal set of IPMI 2.0 + KVM with dedicated LAN, Intel® Node Manager, SUM, SPM, SSM, SuperDoctor® 5, Watchdog
Drive Bays	Octal set of 4x 2.5" SATA3 fixed drive bays	Octal set of 6x 2.5" hot-swap SAS2/SATA3 drive bays -RT+:	Octal set of 6x 2.5" hot-swap SAS2/SATA3 drive bays
Peripheral Bays	N/A	N/A	N/A
Power Supply	4x Redundant 2000W Titanium Level (96%+) Digital power supplies with i ² C & PMBus	4x Redundant 1620W Platinum Level (94%+) power supplies with i ² C & PMBus	4x Redundant 1620W Platinum Level (94%+) power supplies with i ² C & PMBus
Cooling System	8x 80mm heavy duty fans with air shroud & PWM fan speed control	Octal set of 3x 40mm counter-rotating fans with air shroud & PWM fan speed control	Octal set of 3x 40mm counter-rotating fans with air shroud & PWM fan speed control
Form Factor	4U Rackmount 448 x 177 x 737mm (17.63" x 6.96" x 29")	4U Rackmount 448 x 177 x 737mm (17.63" x 6.96" x 29")	4U Rackmount 448 x 177 x 737mm (17.63" x 6.96" x 29")

* Please check with your Supermicro sales representative and website for compatibility and configuration details

Twin

FatTwin™
8-Node Rear I/O, 6x 2.5" HDD per Node



Rear View

MODEL	SYS-F618R2-RC0+ SYS-F618R2-RC1+	SYS-F618R2-RTN+	SYS-F618R2-RCOPT+ SYS-F618R2-RC1PT+ SYS-F618R2-RTPTN+
Processor Support	Octal set of Dual Intel® Xeon® Processor E5-2600 v4/v3 product families supported; QPI up to 9.6GT/s	Octal set of Dual Intel® Xeon® Processor E5-2600 v4/v3 product families supported; QPI up to 9.6GT/s	Octal set of Dual Intel® Xeon® Processor E5-2600 v4/v3 product families supported; QPI up to 9.6GT/s
Key Applications	<ul style="list-style-type: none"> • Cloud and Virtualization • Cloud Computing • Cluster Node • Data Center • HPC cluster computer nodes 	<ul style="list-style-type: none"> • Cloud and Virtualization • Cloud Computing • Cluster Node • Data Center • HPC cluster computer nodes 	<ul style="list-style-type: none"> • Cloud and Virtualization • Cloud Computing • Cluster Node • Data Center • HPC cluster computer nodes
Outstanding Features	<ul style="list-style-type: none"> • 145W CPU support • Supports 16 DIMM DDR4 up to 2400MHz • 2000W High Efficiency (96%) Titanium Level Redundant Power Supplies • 6 x 2.5" Hot-Swap SAS/SATA drives (Per Node) • Optional NVMe support • Broadcom® 3008 controller onboard 	<ul style="list-style-type: none"> • 1 Low-profile PCI-E x16 slot • 145W CPU support • 16 DIMM slots • 2000W Redundant Titanium Level (96%+) high-efficiency power supplies • 2x 1G or 10G Ethernet • NVMe Support 	<ul style="list-style-type: none"> • 145W CPU support • Supports 16 DIMM DDR4 up to 2400MHz • 2000W High Efficiency (96%) Titanium Level Redundant Power Supplies • 6 x 2.5" Hot-Swap SAS/SATA drives (Per Node) • Optional NVMe support
Serverboard	SUPER● X10DRFR-N	SUPER● X10DRFR-N	SUPER● X10DRFR-NT
Chipset	Intel® C612 Chipset	Intel® C612 Chipset	Intel® C612 Chipset
System Memory (Max.)*	Octal set of up to 2TB ECC 3DS LRDIMM or RDIMM DDR4-2400MHz in 16 DIMM slots	Octal set of up to 2TB ECC 3DS LRDIMM or RDIMM DDR4-2400MHz in 16 DIMM slots	Octal set of up to 2TB ECC 3DS LRDIMM or RDIMM DDR4-2400MHz in 16 DIMM slots
Expansion Slots	Octal set of 1 PCI-E 3.0 x16 (LP) and 1 PCI-E 3.0 x8 (MicroLP)	Octal set of 1 PCI-E 3.0 x16 (LP) and 1 PCI-E 3.0 x8 (MicroLP)	Octal set of 1 PCI-E 3.0 x16 (LP) and 1 PCI-E 3.0 x8 (MicroLP)
Onboard Storage Controller	<p>-RC0+: Octal set of Broadcom® 3008 controller for 6 SAS 3.0 (12Gbps) ports; RAID 0,1,10;</p> <p>-RC1+: Octal set of 6 SAS3 (12Gbps) ports; or 4x SAS3 + 2x NVMe optional SSDs; SAS3 support via Broadcom® 3108; RAID 0,1,5,6,10,50</p>	Octal set of Intel® C612 controller for 10 SATA3 (6Gbps) ports; RAID 0,1,5,10	<p>-RCOPT+: Octal set of Broadcom® 3008 controller for 6 SAS 3.0 (12Gbps) ports; RAID 0,1,10;</p> <p>-RC1PT+: Octal set of Broadcom 3008 SAS3 (12Gbps) HBA/SW RAID 0, 1, 10 support</p> <p>-RC1PT+: Octal set of 6 SAS3 (12Gbps) ports; or 4x SAS3 + 2x NVMe optional SSDs; SAS3 support via Broadcom® 3108; RAID 0,1,5,6,10,50</p> <p>-RTPTN+: Octal set of Intel® C612 controller for 10 SATA3 (6Gbps) ports; RAID 0,1,5,10</p>
Connectivity	Octal set of Dual LAN ports with Intel® i350 Gigabit Ethernet controller	Octal set of Dual LAN ports with Intel® i350 Gigabit Ethernet controller	Octal set of Dual 10Gb Ethernet LAN with Intel® X540 and 10GBase-T Connector
VGA/Audio	Octal set of AST2400 VGA	Octal set of AST2400 VGA	Octal set of AST2400 VGA
Management	Octal set of IPMI 2.0 + KVM with dedicated LAN, Intel® Node Manager, SUM, SPM, SSM, SuperDoctor® 5, Watchdog	Octal set of IPMI 2.0 + KVM with dedicated LAN, Intel® Node Manager, SUM, SPM, SSM, SuperDoctor® 5, Watchdog	Octal set of IPMI 2.0 + KVM with dedicated LAN, Intel® Node Manager, SUM, SPM, SSM, SuperDoctor® 5, Watchdog
Drive Bays	Octal set of 6x SAS3/SATA3; or, 4x SAS3/SATA3	Octal set of 6x 2.5" hot-swap SATA3 drive bays; or, 4x SATA3	Octal set of 6x SAS3/SATA3 or 4x SAS3/SATA3
Peripheral Bays	Octal set of 2x NVMe optional	Octal set of 2x NVMe optional	Octal set of 2x NVMe optional
Power Supply	4x Redundant 2000W Titanium Level (96%+) power supplies with i²C & PMBus	4x Redundant 2000W Titanium Level (96%+) power supplies with i²C & PMBus	4x Redundant 2000W Titanium Level (96%+) power supplies with i²C & PMBus
Cooling System	Octal set of 3x 40mm counter-rotating fans with air shroud & PWM fan speed control	Octal set of 3x 40mm counter-rotating fans with air shroud & PWM fan speed control	Octal set of 3x 40mm counter-rotating fans with air shroud & PWM fan speed control
Form Factor	4U Rackmount 448 x 177 x 737mm (17.63" x 6.96" x 29")	4U Rackmount 448 x 177 x 737mm (17.63" x 6.96" x 29")	4U Rackmount 448 x 177 x 737mm (17.63" x 6.96" x 29")

* Please check with your Supermicro sales representative and website for compatibility and configuration details

Twin

FatTwin™

4 DP Nodes, 3 GPUs/Coprocessor per Node, Front I/O, 16 DIMMs



We Power the Cloud



MODEL	SYS-F628G2-FC0+ SYS-F628G2-FC0PT+	SYS-F628G2-FT+ SYS-F628G2-FTPT+
Processor Support	Quad set of Dual Intel® Xeon® Processor E5-2600 v4/v3 product families supported; QPI up to 9.6GT/s	Quad set of Dual Intel® Xeon® Processor E5-2600 v4/v3 product families supported; QPI up to 9.6GT/s
Key Applications	<ul style="list-style-type: none"> • 3D Rendering • CAD/CAM/CAE • Compute Intensive Application • Digital Content Creation • GPU server • High-performance computing 	<ul style="list-style-type: none"> • 3D Rendering • CAD/CAM/CAE • Compute Intensive Application • Digital Content Creation • GPU server • High-performance computing
Outstanding Features	<ul style="list-style-type: none"> • Up to 3 GPUs/Coprocessor per node* (*2x K80 per node) • 145W CPU support • IPMI 2.0 + KVM with dedicated LAN • Up to 2 add-on cards • SAS3 (12Gbps) support 	<ul style="list-style-type: none"> • Up to 3 GPUs/Coprocessor per node* (*2x K80 per node) • 145W CPU support • IPMI 2.0 + KVM with dedicated LAN • Up to 2 add-on cards • SAS3 (12Gbps) support
Serverboard	-FC0+: SUPER● X10DRFF-CG -FC0PT+: SUPER● X10DRFF-CTG	-FT+: SUPER● X10DRFF-iG -FTPT+: SUPER● X10DRFF-iTG
Chipset	Intel® C612 Chipset	Intel® C612 Chipset
System Memory (Max.)*	Quad set of up to 2TB ECC 3DS LRDIMM or RDIMM DDR4-2400MHz in 16 DIMM slots	Quad set of up to 2TB ECC 3DS LRDIMM or RDIMM DDR4-2400MHz in 16 DIMM slots
Expansion Slots	Quad set of 3 PCI-E 3.0 x16 FH/FL Double Width + 2 PCI-E 3.0 x8 LP	Quad set of 3 PCI-E 3.0 x16 FH/FL Double Width + 2 PCI-E 3.0 x8 LP
Onboard Storage Controller	Quad set of Broadcom® 3008 SW controller for 8 SAS3 (12 Gbps) ports; RAID 0,1,10	Quad set of Intel® C612 controller for 10 SATA3 (6 Gbps) ports; RAID 0,1,5,10;
Connectivity	-FC0+: Quad set of Dual LAN with Intel® i350 Gigabit Ethernet Controller; -FC0PT+: Quad set of Dual 10GBase-T with Intel® X540 10GbE Controller	-FT+: Quad set of Dual LAN with Intel® i350 Gigabit Ethernet Controller; -FTPT+: Quad set of Dual 10GBase-T with Intel® X540 10GbE Controller
VGA/Audio	Quad set of AST2400 VGA	Quad set of AST2400 VGA
Management	Quad set of IPMI 2.0 + KVM with dedicated LAN, Intel® Node Manager, SUM, SPM, SSM, SuperDoctor® 5, Watchdog	Quad set of IPMI 2.0 + KVM with dedicated LAN, Intel® Node Manager, SUM, SPM, SSM, SuperDoctor® 5, Watchdog
Drive Bays	Quad set of 6x 2.5" hot-swap SATA3/SAS3 drive bays	Quad set of 6x 2.5" hot-swap SATA3/SAS3 drive bays
Peripheral Bays	N/A	N/A
Power Supply	4x Redundant 2000W Titanium Level power supplies with I ² C & PMBus	4x Redundant 2000W Titanium Level power supplies with I ² C & PMBus
Cooling System	8x 80mm heavy duty fans with air shroud and PWM fan speed control and additional fans available	8x 80mm heavy duty fans with air shroud and PWM fan speed control and additional fans available
Form Factor	4U Rackmount: 448 x 177 x 889mm (17.63" x 6.96" x 35")	4U Rackmount: 448 x 177 x 889mm (17.63" x 6.96" x 35")

* Please check with your Supermicro sales representative and website for compatibility and configuration details

Twin

FatTwin™

4 DP Nodes, 3 GPUs/Coprocessor per Node, Front I/O, 16 DIMMs



MODEL	SYS-F628G3-FC0+ SYS-F628G3-FC0PT+	SYS-F628G3-FT+ SYS-F628G3-FTPT+
Processor Support	Quad set of Dual Intel® Xeon® Processor E5-2600 v4/v3 product families supported; QPI up to 9.6GT/s	Quad set of Dual Intel® Xeon® Processor E5-2600 v4/v3 product families supported; QPI up to 9.6GT/s
Key Applications	<ul style="list-style-type: none"> • 3D Rendering • CAD/CAM/CAE • Compute Intensive Application • Digital Content Creation • GPU server • High-performance computing 	<ul style="list-style-type: none"> • 3D Rendering • CAD/CAM/CAE • Compute Intensive Application • Digital Content Creation • GPU server • High-performance computing
Outstanding Features	<ul style="list-style-type: none"> • Up to 3 GPUs/Coprocessor per node* (*2x K80 per node) • 145W CPU support • IPMI 2.0 + KVM with dedicated LAN • Up to 2 add-on cards • SAS3 (12Gbps) support 	<ul style="list-style-type: none"> • Up to 3 GPUs/Coprocessor per node* (*2x K80 per node) • 145W CPU support • IPMI 2.0 + KVM with dedicated LAN • Up to 2 add-on cards • SAS3 (12Gbps) support
Serverboard	-FC0+: SUPER● X10DRFF-CG -FC0PT+: SUPER● X10DRFF-CTG	-FT+: SUPER● X10DRFF-iG -FTPT+: SUPER● X10DRFF-iTG
Chipset	Intel® C612 Chipset	Intel® C612 Chipset
System Memory (Max.)*	Quad set of up to 2TB ECC 3DS LRDIMM or RDIMM DDR4-2400MHz in 16 DIMM slots	Quad set of up to 2TB ECC 3DS LRDIMM or RDIMM DDR4-2400MHz in 16 DIMM slots
Expansion Slots	Quad set of 3 PCI-E 3.0 x16 FH/FL Double Width + 2 PCI-E 3.0 x8 LP	Quad set of 3 PCI-E 3.0 x16 FH/FL Double Width + 2 PCI-E 3.0 x8 LP
Onboard Storage Controller	Quad set of Broadcom® 3008 SW controller for 8 SAS3 (12 Gbps) ports; RAID 0,1,10	Quad set of Intel® C612 controller for 10 SATA3 (6 Gbps) ports; RAID 0,1,5,10;
Connectivity	-FC0+: Quad set of Dual LAN with Intel® i350 Gigabit Ethernet Controller; -FC0PT+: Quad set of Dual LAN with Intel® X540 10GBase-T Ethernet Controller	-FT+: Quad set of Dual LAN with Intel® i350 Gigabit Ethernet Controller; -FTPT+: Quad set of Dual LAN with Intel® X540 10GBase-T Ethernet Controller
VGA/Audio	Quad set of AST2400 VGA	Quad set of AST2400 VGA
Management	Quad set of IPMI 2.0 + KVM with dedicated LAN, Intel® Node Manager, SUM, SPM, SSM, SuperDoctor® 5, Watchdog	Quad set of IPMI 2.0 + KVM with dedicated LAN, Intel® Node Manager, SUM, SPM, SSM, SuperDoctor® 5, Watchdog
Drive Bays	Quad set of 2x 3.5" hot-swap SATA3/SAS3 drive bays	Quad set of 2x 3.5" hot-swap SATA3/SAS3 drive bays
Peripheral Bays	N/A	N/A
Power Supply	4x Redundant 2000W Titanium Level power supplies with I ² C & PMBus	4x Redundant 2000W Titanium Level power supplies with I ² C & PMBus
Cooling System	8x 80mm heavy duty fans with air shroud and PWM fan speed control and additional fans available	8x 80mm heavy duty fans with air shroud and PWM fan speed control and additional fans available
Form Factor	4U Rackmount : 448 x 177 x 889mm (17.63" x 6.96" x 35")	4U Rackmount : 448 x 177 x 889mm (17.63" x 6.96" x 35")

* Please check with your Supermicro sales representative and website for compatibility and configuration details

Twin

FatTwin™
8-Node Front I/O, Serviceability & Efficiency!

FatTwin™
4 DP Nodes, Front I/O, 16 DIMMs

FatTwin™
4 DP Nodes, Front I/O, 16 DIMMs



MODEL	SYS-F628R2-FC0	SYS-F628R2-FC0+ SYS-F628R2-FC0PT+	SYS-F628R2-FT+ SYS-F628R2-FTPT+
Processor Support	Quad set of Dual Intel® Xeon® Processor E5-2600 v4/v3 product families supported; QPI up to 9.6GT/s	Quad set of Dual Intel® Xeon® Processor E5-2600 v4/v3 product families supported; QPI up to 9.6GT/s	Quad set of Dual Intel® Xeon® Processor E5-2600 v4/v3 product families supported; QPI up to 9.6GT/s
Key Applications	<ul style="list-style-type: none"> Cluster Node Data Center HPC Internet 	<ul style="list-style-type: none"> Data Center Compute Intensive Application 	<ul style="list-style-type: none"> Data Center Compute Intensive Application
Outstanding Features	<ul style="list-style-type: none"> 1 Low-profile PCI-E x16 slot 1280W Platinum Level redundant high-efficiency power supplies 2 Gigabit Ethernet Ports IPMI 2.0 + KVM with dedicated LAN Broadcom® 3008 SAS 3.0 (12 Gbps) support (-FC0) 	<ul style="list-style-type: none"> 2x PCI-E Gen 3.0 x8 (LP) 16 DIMM slots 1280W Platinum Level redundant high-efficiency power supplies IPMI 2.0 + KVM with dedicated LAN SAS3 (12 Gbps) support 	<ul style="list-style-type: none"> 2x PCI-E Gen 3.0 x8 (LP) 16 DIMM slots 1280W Platinum Level redundant high-efficiency power supplies IPMI 2.0 + KVM with dedicated LAN SAS3 (12 Gbps) support
Serverboard	SUPER● X10DRFF-C	-FC0+: SUPER● X10DRFF-CG -FC0PT+: SUPER● X10DRFF-CGT	-FT+: SUPER● X10DRFF-iG -FTPT+: SUPER● X10DRFF-iGT
Chipset	Intel® C612 Chipset	Intel® C612 Chipset	Intel® C612 Chipset
System Memory (Max.)*	Quad set of up to 1TB ECC 3DS LRDIMM or RDIMM DDR4-2400MHz in 8 DIMM slots	Quad set of up to 2TB ECC 3DS LRDIMM or RDIMM DDR4-2400MHz in 16 DIMM slots	Quad set of up to 2TB ECC 3DS LRDIMM or RDIMM DDR4-2400MHz in 16 DIMM slots
Expansion Slots	Quad set of 1 PCI-E 3.0 x16 (low-profile)	Quad set of 2 PCI-E 3.0 x8 (low-profile)	Quad set of 2 PCI-E 3.0 x8 (low-profile)
Onboard Storage Controller	Quad set of Broadcom® 3008 controller for 8 SAS 3.0 (12Gbps) ports; RAID 0,1,10	Quad set of Broadcom® 3008 controller for 8 SAS3 (12 Gbps) ports; RAID 0,1,10	Quad set of Intel® C612 controller for 10 SATA3 (6Gbps) ports; RAID 0,1,5,10
Connectivity	Quad set of Dual Intel® i210 single port Gigabit Ethernet LAN	-FC0+: Quad set of Dual 1GbE LAN ports and 1x Dedicated IPMI port -FC0PT+: Quad set of Dual LAN with Intel® X540 10GBase-T Ethernet Controller	-FT+: Quad set of Dual 1GbE LAN ports and 1x Dedicated IPMI port -FTPT+: Quad set of Dual LAN with Intel® X540 10GBase-T Ethernet Controller
VGA/Audio	Quad set of AST2400 VGA	Quad set of AST2400 VGA	Quad set of AST2400 VGA
Management	Quad set of IPMI 2.0 + KVM with dedicated LAN, Intel® Node Manager, SUM, SPM, SSM, SuperDoctor® 5, Watchdog	Quad set of IPMI 2.0 + KVM with dedicated LAN, Intel® Node Manager, SUM, SPM, SSM, SuperDoctor® 5, Watchdog	Quad set of IPMI 2.0 + KVM with dedicated LAN, Intel® Node Manager, SUM, SPM, SSM, SuperDoctor® 5, Watchdog
Drive Bays	Quad set of 8x 2.5" hot-swap SAS3 drive bays	Quad set of 6x 2.5" SAS3/SATA3 drive bays	Quad set of 6x 2.5" SAS3/SATA3 drive bays
Peripheral Bays	N/A	N/A	N/A
Power Supply	4x Redundant 1280W Platinum Level (95%+) Digital power supplies with i²C & PMBus	4x Redundant 1280W Platinum Level (95%+) Digital power supplies with i²C & PMBus	4x Redundant 1280W Platinum Level (95%+) Digital power supplies with i²C & PMBus
Cooling System	8x 80mm heavy duty fans with air shroud & PWM fan speed control	Quad set of 8x 80mm heavy duty fans with air shroud & PWM fan speed control	Quad set of 8x 80mm heavy duty fans with air shroud & PWM fan speed control
Form Factor	4U Rackmount 448 x 177 x 737mm (17.63" x 6.96" x 29")	4U Rackmount 448 x 177 x 737mm (17.63" x 6.96" x 29")	4U Rackmount 448 x 177 x 737mm (17.63" x 6.96" x 29")

* Please check with your Supermicro sales representative and website for compatibility and configuration details

Twin

FatTwin™
4 DP Nodes, 12x 2.5" HDD/Node

FatTwin™
8-Node Front I/O, Serviceability & Efficiency!

FatTwin™
4 DP Nodes, Front I/O, 16 DIMMs



MODEL	SYS-F628R2-RT+ SYS-F628R2-RTB+ SYS-F628R2-RTBPT+	SYS-F628R3-FC0	SYS-F628R3-FC0+ SYS-F628R3-FCOPT+
Processor Support	Quad set of Intel® Xeon® processor E5-2600 v3 with UPI up to 9.6GT/s	Quad set of Dual Intel® Xeon® Processor E5-2600 v4/v3 product families supported; QPI up to 9.6GT/s	Quad set of Dual Intel® Xeon® Processor E5-2600 v4/v3 product families supported; QPI up to 9.6GT/s
Key Applications	<ul style="list-style-type: none"> Cluster Node Data Center Storage Nodes 	<ul style="list-style-type: none"> Cluster Node Compute Intensive Application Data Center Email Server Mail Server 	<ul style="list-style-type: none"> Data Center Compute Intensive Application Cluster Node
Outstanding Features	<ul style="list-style-type: none"> 1280W Platinum Level redundant high-efficiency power supplies 16 DIMM sockets 2 Gigabit Ethernet Ports IPMI 2.0 + KVM with dedicated LAN Broadcom® 2208 controller onboard RAID 0,1,5,6,10,50,60 	<ul style="list-style-type: none"> 1 Low-profile PCI-E x16 slot 1280W Platinum Level redundant high-efficiency power supplies 2 Gigabit Ethernet Ports 4x 3.5" SATA or SAS drives per node IPMI 2.0 + KVM with dedicated LAN Broadcom® 3008 SAS 3.0 (12 Gbps) support (-FC0) 	<ul style="list-style-type: none"> 2x PCI-E Gen 3.0 x8 (LP) RAID 0,1 Supports 16 DIMM DDR4 up to 2400MHz IPMI 2.0 + KVM with dedicated LAN 1280W Platinum Level redundant high-efficiency power supplies Broadcom® 3008 controller
Serverboard	SUPER● X10DRFR	SUPER● X10DRFF-C	-FC0+: SUPER● X10DRFF-CG -FCOPT+: SUPER● X10DRFF-CGT
Chipset	Intel® C612 chipset	Intel® C612 Chipset	Intel® C612 Chipset
System Memory (Max.)*	Quad set of 1TB Registered ECC, DDR4-2133MHz in 16 DIMM slots	Quad set of up to 1TB ECC 3DS LRDIMM or RDIMM DDR4-2400MHz in 8 DIMM slots	Quad set of up to 2TB ECC 3DS LRDIMM or RDIMM DDR4-2400MHz in 16 DIMM slots
Expansion Slots	-RT+: Quad set of 1 PCI-E 3.0 x16; 1 PCI-E 3.0 x8 connector for SMC add-on cards; 1 PCI-E 3.0 x8 (Micro Low Profile); -RTB+: Quad set of 1 PCI-E 3.0 x16 (LP) + 1x Micro LP	Quad set of 1 PCI-E 3.0 x16 (low-profile)	Quad set of 2 PCI-E 3.0 x8 (low-profile)
Onboard Storage Controller	Quad set of Intel® C612 controller for 10 SATA3 (6 Gbps) ports; RAID 0,1,5,10;	Quad set of Broadcom® 3008 controller for 4 SAS 3.0 (12Gbps) ports; RAID 0,1,10	Quad set of Intel® C612 controller for 10 SATA3 (6 Gbps) ports; RAID 0,1,5,10; Broadcom® 3008 SW controller for 8 SAS3 (12Gbps) ports; RAID 0,1,10 -FC0+: Quad set of Dual 1GbE LAN ports and 1x Dedicated IPMI port -FCOPT+: Quad set of Dual 10GBased-T LAN ports and 1x Dedicated IPMI port
Connectivity	2x 1GigE LAN Ports	Quad set of Dual Intel® i210 single port Gigabit Ethernet LAN	Quad set of Dual 10GBased-T LAN ports and 1x Dedicated IPMI port
VGA/Audio	Quad set of 1 VGA, 1 Aspeed AST2400 BMC;	Quad set of AST2400 VGA	Quad set of AST2400 VGA
Management	Quad set of Intel® Node Manager; IPMI2.0; NMI; SMCBU and SMM; SuperDoctor V; Watch Dog;	Quad set of IPMI 2.0 + KVM with dedicated LAN, Intel® Node Manager, SUM, SPM, SSM, SuperDoctor® 5, Watchdog	Quad set of IPMI 2.0 + KVM with dedicated LAN, Intel® Node Manager, SUM, SPM, SSM, SuperDoctor® 5, Watchdog
Drive Bays	Quad set of 12x 2.5"	Quad set of 4x 3.5" hot-swap SAS3 drive bays	Quad set of 2x 3.5" SAS3/SATA3 drive bays
Peripheral Bays	N/A	N/A	N/A
Power Supply	1280W Redundant High-efficiency Digital Power Supplies w/ PMBus 1.2	4x Redundant 1280W Platinum Level (95%+) Digital power supplies with I ² C & PMBus	4x Redundant 1280W Platinum Level (95%+) Digital power supplies with I ² C & PMBus
Cooling System	2x 8cm 11k RPM middle fans per node	Quad set of 8x 80mm heavy duty hot-swap fans with air shroud & PWM fan speed control	Quad set of 8x 80mm heavy duty fans with air shroud & PWM fan speed control
Form Factor	null	4U Rackmount 448 x 177 x 737mm (17.63" x 6.96" x 29")	4U Rackmount 448 x 177 x 737mm (17.63" x 6.96" x 29")

* Please check with your Supermicro sales representative and website for compatibility and configuration details

Twin

FatTwin™
8 DP Nodes, Front I/O,
Serviceability & Efficiency

FatTwin™
4 DP Nodes,
Front I/O, 16 DIMMs

FatTwin™
4-Node Rear I/O
8 Hot-swap 3.5" HDDs per 1U



MODEL	SYS-F628R3-FT	SYS-F628R3-FT+ SYS-F628R3-FTPT+	SYS-F628R3-R72B+ SYS-F628R3-R72BPT+
Processor Support	Quad set of Dual Intel® Xeon® Processor E5-2600 v4/v3 product families supported; QPI up to 9.6GT/s	Quad set of Dual Intel® Xeon® Processor E5-2600 v4/v3 product families supported; QPI up to 9.6GT/s	Quad set of Dual Intel® Xeon® Processor E5-2600 v4/v3 product families supported; QPI up to 9.6GT/s
Key Applications	<ul style="list-style-type: none"> Cluster Node Compute Intensive Application Data Center Email Server Mail Server 	<ul style="list-style-type: none"> Data Center Compute Intensive Application Cluster Node 	<ul style="list-style-type: none"> Cloud Computing Cluster Node Compute Intensive Storage Environments Corporate Database Data Center Database Applications Server Appliance Virtualization Server Web/Collocation Services
Outstanding Features	<ul style="list-style-type: none"> 1 Low-profile PCI-E x16 slot 1280W Platinum Level redundant high-efficiency power supplies 2 Gigabit Ethernet Ports 4x 3.5" SATA or SAS drives per node IPMI 2.0 + KVM with dedicated LAN Broadcom® 3008 SAS 3.0 (12 Gbps) support (-FC0) 	<ul style="list-style-type: none"> 2x PCI-E Gen 3.0 x8 (LP) RAID 0,1 16 DIMM slots IPMI 2.0 + KVM with dedicated LAN 1280W Platinum Level redundant high-efficiency power supplies 	<ul style="list-style-type: none"> 1 Low-profile PCI-E x16 & 1 MicroLP PCI-E x8 slots 145W CPU support 16 DIMM slots 8 Hot-swap 3.5" SATA/SAS drive bays IPMI 2.0 management with dedicated LAN Broadcom® 2208 controller for 8 SAS2 hot-swappable drives
Serverboard	SUPER● X10DRFF	-FT+: SUPER● X10DRFF-iG -FTPT+: SUPER● X10DRFF-iGT	-R72B+: SUPER● X10DRFR -R72BPT+: SUPER● X10DRFR-NT
Chipset	Intel® C612 Chipset	Intel® C612 Chipset	Intel® C612 Chipset
System Memory (Max.)*	Quad set of up to 1TB ECC 3DS LRDIMM or RDIMM DDR4-2400MHz in 8 DIMM slots	Quad set of up to 2TB ECC 3DS LRDIMM or RDIMM DDR4-2400MHz in 16 DIMM slots	Quad set of up to 2TB ECC 3DS LRDIMM or RDIMM DDR4-2400MHz in 16 DIMM slots
Expansion Slots	Quad set of 1 PCI-E 3.0 x16 (low-profile)	Quad set of 2 PCI-E 3.0 x8 (low-profile)	Quad set of 1 PCI-E 3.0 x16 (low-profile) and 1 Micro LP PCI-E 3.0 x8
Onboard Storage Controller	Quad set of Intel® C612 controller for 4 SATA3 (6Gbps) ports; RAID 0,1,5,10;	Quad set of Intel® C612 controller; RAID 0,1	Quad set of Broadcom® 2208 controller for 8 SAS2 (6Gbps) ports; RAID 0,1,5,6,10,50,60
Connectivity	Quad set of Dual Intel® i210 single port Gigabit Ethernet LAN	-FT+: Quad set of Dual 1GbE LAN ports and 1x Dedicated IPMI port -FTPT+: Quad set of Dual 10GBase-T LAN ports and 1x Dedicated IPMI port	-R72B+: Quad set of Dual LAN ports with Intel® i350 Gigabit Ethernet controller -R72BPT+: Quad set of Dual 10Gb Ethernet LAN with Intel® X540 and 10GBase-T Connector
VGA/Audio	Quad set of AST2400 VGA	Quad set of AST2400 VGA	Quad set of AST2400 VGA
Management	Quad set of IPMI 2.0 + KVM with dedicated LAN, Intel® Node Manager, SUM, SPM, SSM, SuperDoctor® 5, Watchdog	Quad set of IPMI 2.0 + KVM with dedicated LAN, Intel® Node Manager, SUM, SPM, SSM, SuperDoctor® 5, Watchdog	Quad set of IPMI 2.0 + KVM with dedicated LAN, Intel® Node Manager, SUM, SPM, SSM, SuperDoctor® 5, Watchdog
Drive Bays	Quad set of 4x 3.5" hot-swap SATA3 drive bays	Quad set of 2x 3.5" SATA3 drive bays	Quad set of 8x 3.5" hot-swap SAS2/SATA drive bays
Peripheral Bays	N/A	N/A	N/A
Power Supply	4x Redundant 1280W Platinum Level (95%+) Digital power supplies with i²C & PMBus	4x Redundant 1280W Platinum Level (95%+) Digital power supplies with i²C & PMBus	4x Redundant 1280W Platinum Level (95%+) Digital power supplies with i²C & PMBus
Cooling System	8x 80mm heavy duty hot-swap fans with air shroud & PWM fan speed control	Quad set of 8x 80mm heavy duty fans with air shroud & PWM fan speed control	Quad set of 2x 80mm heavy duty fans with air shroud & PWM fan speed control
Form Factor	4U Rackmount 448 x 177 x 737mm (17.63" x 6.96" x 29")	4U Rackmount 448 x 177 x 737mm (17.63" x 6.96" x 29")	4U Rackmount 448 x 177 x 737mm (17.63" x 6.96" x 29")

* Please check with your Supermicro sales representative and website for compatibility and configuration details

Twin

FatTwin™
4-Node Rear I/O, 8 Hot-swap 3.5" HDDs per 1U



Rear View

MODEL	SYS-F628R3-RC0B+ SYS-F628R3-RC1B+	SYS-F628R3-RC0BPT+ SYS-F628R3-RC1BPT+	SYS-F628R3-RTBN+ SYS-F628R3-RTBPTN+
Processor Support	Quad set of Dual Intel® Xeon® Processor E5-2600 v4/v3 product families supported; QPI up to 9.6GT/s	Quad set of Dual Intel® Xeon® Processor E5-2600 v4/v3 product families supported; QPI up to 9.6GT/s	Quad set of Dual Intel® Xeon® Processor E5-2600 v4/v3 product families supported; QPI up to 9.6GT/s
Key Applications	<ul style="list-style-type: none"> • Cloud Computing • Cluster Node • Compute Intensive Storage Environments • Corporate Database • Data Center • Database Applications • Server Appliance • Virtualization Server • Web/Collocation Services 	<ul style="list-style-type: none"> • Cloud Computing • Cluster Node • Compute Intensive Storage Environments • Corporate Database • Data Center • Database Applications • Server Appliance • Virtualization Server • Web/Collocation Services 	<ul style="list-style-type: none"> • Cloud Computing • Cluster Node • Compute Intensive Storage Environments • Corporate Database • Data Center • Database Applications • Server Appliance • Virtualization Server • Web/Collocation Services
Outstanding Features	<ul style="list-style-type: none"> • 1 Low-profile PCI-E x16 & 1 MicroLP PCI-E x8 slots • 145W CPU support • 2 Gigabit Ethernet Ports • 8 Hot-swap 3.5" SATA/SAS drive bays • IPMI 2.0 management with dedicated LAN • Broadcom® 3108 controller (-RC1B+) • Broadcom® 3008 controller (-RC0B+) 	<ul style="list-style-type: none"> • 1 Low-profile PCI-E x16 & 1 MicroLP PCI-E x8 slots • 145W CPU support • 2 Gigabit Ethernet Ports • 8 Hot-swap 3.5" SATA/SAS drive bays • IPMI 2.0 management with dedicated LAN • Broadcom® 3108 controller (-RC1BPT+) • Broadcom® 3008 controller (-RC0BPT+) 	<ul style="list-style-type: none"> • 1 Low-profile PCI-E x16 & 1 MicroLP PCI-E x8 slots • 145W CPU support • 16 DIMM slots • 8 Hot-swap 3.5" SATA/SAS drive bays • IPMI 2.0 management with dedicated LAN • NVMe Support
Serverboard	SUPER® X10DRFR-N	SUPER® X10DRFR-NT	SUPER® X10DRFR-N
Chipset	Intel® C612 Chipset	Intel® C612 Chipset	Intel® C612 Chipset
System Memory (Max.)*	Quad set of up to 2TB ECC 3DS LRDIMM or RDIMM DDR4-2400MHz in 16 DIMM slots	Quad set of up to 2TB ECC 3DS LRDIMM or RDIMM DDR4-2400MHz in 16 DIMM slots	Quad set of up to 2TB ECC 3DS LRDIMM or RDIMM DDR4-2400MHz in 16 DIMM slots
Expansion Slots	Quad set of 1 PCI-E 3.0 x16 (low-profile) and 1 Micro LP PCI-E 3.0 x8	Quad set of 1 PCI-E 3.0 x16 (low-profile) and 1 Micro LP PCI-E 3.0 x8	Quad set of 1 PCI-E 3.0 x16 (low-profile) and 1 PCI-E 3.0 x8 (Micro LP)
Onboard Storage Controller	<p>-RC0B+: Quad set of Broadcom 3008 SAS 3.0 (12Gbps); SW RAID 0, 1, 10 support</p> <p>-RC1B+: Quad set of Broadcom 3108 SAS 3.0 (12Gbps); HW RAID 0, 1, 5, 6, 10, 50, 60</p>	<p>-RC0BPT+: Quad set of Broadcom 3008 SAS 3.0 (12Gbps); SW RAID 0, 1, 10 support</p> <p>-RC1BPT+: Quad set of Broadcom 3108 SAS 3.0 (12Gbps); HW RAID 0, 1, 5, 6, 10, 50, 60</p>	Quad set of Intel® C612 chipset SATA3 (6Gbps) with RAID 0, 1, 5, 10
Connectivity	Quad set of Dual LAN ports with Intel® i350 Gigabit Ethernet controller	Quad set of Dual 10Gb Ethernet LAN with Intel® X540 and 10GBase-T Connector	<p>-RTBN+: Quad set of Intel® i350-AM2 Dual Port Gigabit Ethernet</p> <p>-RTBPTN+: Quad set of Intel® X540 Dual Port 10GBase-T</p>
VGA/Audio	Quad set of AST2400 VGA	Quad set of AST2400 VGA	Quad set of AST2400 VGA
Management	Quad set of IPMI 2.0 + KVM with dedicated LAN, Intel® Node Manager, SUM, SPM, SSM, SuperDoctor® 5, Watchdog	Quad set of IPMI 2.0 + KVM with dedicated LAN, Intel® Node Manager, SUM, SPM, SSM, SuperDoctor® 5, Watchdog	Quad set of IPMI 2.0 + KVM with dedicated LAN, Intel® Node Manager, SUM, SPM, SSM, SuperDoctor® 5, Watchdog
Drive Bays	Quad set of 8x 3.5" hot-swap SAS3/SATA drive bays; or 6x SAS/SATA + 2x NVMe optional	Quad set of 8x 3.5" hot-swap SAS3/SATA drive bays; or 6x SAS/SATA + 2x NVMe optional	Quad set of 8x 3.5" hot-swap SATA3 drive bays; or 6x SATA + 2x NVMe
Peripheral Bays	N/A	N/A	N/A
Power Supply	4x Redundant 1280W Platinum Level (95%+) Digital power supplies with i²C & PMBus	4x Redundant 1280W Platinum Level (95%+) Digital power supplies with i²C & PMBus	Quad set of Redundant 1280W Platinum Level (95%+) Digital power supplies with i²C & PMBus
Cooling System	Quad set of 2x 80mm heavy duty fans with air shroud & PWM fan speed control	Quad set of 2x 80mm heavy duty fans with air shroud & PWM fan speed control	Quad set of 2x 80mm heavy duty fans with air shroud & PWM fan speed control
Form Factor	4U Rackmount 448 x 177 x 737mm (17.63" x 6.96" x 29")	4U Rackmount 448 x 177 x 737mm (17.63" x 6.96" x 29")	4U Rackmount 448 x 177 x 737mm (17.63" x 6.96" x 29")

* Please check with your Supermicro sales representative and website for compatibility and configuration details

Twin

FatTwin™
2 DP Nodes, 6 GPUs per Node, Front I/O, 16 DIMMs



MODEL	SYS-F648G2-FC0+ SYS-F648G2-FC0PT+	SYS-F648G2-FT+ SYS-F648G2-FTPT+
Processor Support	Twin set of Dual Intel® Xeon® Processor E5-2600 v4/v3 product families supported; QPI up to 9.6GT/s	Twin set of Dual Intel® Xeon® Processor E5-2600 v4/v3 product families supported; QPI up to 9.6GT/s
Key Applications	<ul style="list-style-type: none"> • 3D Rendering • CAD/CAM/CAE • Compute Intensive Application • Digital Content Creation • GPU server • High-performance computing 	<ul style="list-style-type: none"> • 3D Rendering • CAD/CAM/CAE • Compute Intensive Application • Digital Content Creation • GPU server • High-performance computing
Outstanding Features	<ul style="list-style-type: none"> • 145W CPU support • 8x 2.5" SAS/SATA drive bays • IPMI 2.0 + KVM with dedicated LAN • Up to 6 GPUs per node* (*4x K80 per node) • Broadcom® 3008 controller (-FC0+/-FC0PT+) 	<ul style="list-style-type: none"> • 145W CPU support • 8x 2.5" SAS/SATA drive bays • IPMI 2.0 + KVM with dedicated LAN • Up to 6 GPUs per node* (*4x K80 per node) • Broadcom® 3008 controller (-FC0+/-FC0PT+)
Serverboard	-FC0+: SUPER● X10DRFF-CG -FC0PT+: SUPER● X10DRFF-CTG	-FT+: SUPER● X10DRFF-iG -FTPT+: SUPER● X10DRFF-ITG
Chipset	Intel® C612 Chipset	Intel® C612 Chipset
System Memory (Max.)*	Twin set of up to 2TB ECC 3DS LRDIMM or RDIMM DDR4-2400MHz in 16 DIMM slots	Twin set of up to 2TB ECC 3DS LRDIMM or RDIMM DDR4-2400MHz in 16 DIMM slots
Expansion Slots	Twin set of 6 PCI-E 3.0 x16 FHFL Double Width; 2 PCI-E 3.0 x8 FH/HL	Twin set of 6 PCI-E 3.0 x16 FHFL Double Width; 2 PCI-E 3.0 x8 FH/HL
Onboard Storage Controller	Twin set of Intel® C612 controller for 10 SATA3 (6 Gbps) ports; RAID 0,1; Twin set of Broadcom® 3008 SW controller for 8 SAS3 (12Gbs) ports; RAID 0,1,10	Twin set of Intel® C612 controller for 10 SATA3 (6 Gbps) ports; RAID 0,1
Connectivity	-FC0+: Quad set of Dual LAN with Intel® i350 Gigabit Ethernet Controller; -FC0PT+: Quad set of Dual 10GBase-T with Intel® X540 10GbE Controller	-FT+: Quad set of Dual LAN with Intel® i350 Gigabit Ethernet Controller; -FTPT+: Quad set of Dual 10GBase-T with Intel® X540 10GbE Controller
VGA/Audio	Twin set of AST2400 VGA	Twin set of AST2400 VGA
Management	Twin set of IPMI 2.0 + KVM with dedicated LAN, Intel® Node Manager, SUM, SPM, SSM, SuperDoctor® 5, Watchdog	Twin set of IPMI 2.0 + KVM with dedicated LAN, Intel® Node Manager, SUM, SPM, SSM, SuperDoctor® 5, Watchdog
Drive Bays	Twin set of 8x 2.5" hot-swap SATA3/SAS3 drive bays	Twin set of 8x 2.5" hot-swap SATA3/SAS3 drive bays
Peripheral Bays	N/A	N/A
Power Supply	4x Redundant 2000W Titanium Level power supplies	4x Redundant 2000W Titanium Level power supplies
Cooling System	8x 80mm heavy duty fans with air shroud and PWM fan speed control and additional internal fans available	8x 80mm heavy duty fans with air shroud and PWM fan speed control and additional internal fans available
Form Factor	4U Rackmount 448 x 177 x 889mm (17.63" x 6.96" x 35")	4U Rackmount 448 x 177 x 889mm (17.63" x 6.96" x 35")

* Please check with your Supermicro sales representative and website for compatibility and configuration details

X11 DCO/Short-Depth

Intel® Xeon® Scalable
Processors Supported
(Cascade Lake/Skylake)



SYS-1029P-MTR

- A Full Range of Processors Up to 140 watt TDP CPUs
- Power Efficient Platinum Level Power Supplies
- Multiple SKUs Available




SYS-1029P-MT

SYS-1029P-MTR

SYS-6019P-MT

SYS-6019P-MTR

X11 UP



SYS-5019S-L

- Double the memory (up to 64GB ECC DDR4-2133 MHz)
- All Gen 3.0 Expansion and I/O (PCI-E 3.0, SATA 3.0, USB 3.0)
- Quick Release Rails
- Front USB 3.0 Ports
- SAS 3.0 Ready
- 7-Year lifespan Models



SYS-5019S-ML



SYS-5019S-WR

SYS-5019S-M

SYS-5019S-MR

SYS-5019S-MN4

DCO/UP/Mainstream

X11 Mainstream

- Variety of SKUs available
- Mainstream Application Optimized
- Highest Density and Flexibility



SYS-7049P-TR(T)



SYS-2029P-C1R(T)

SYS-6029P-TR(T)

SYS-5019P-MT

SYS-5019P-MTR

X11 Max I/O

- Application Optimized and I/O Maximized for Space-constrained Application



SYS-2029P-TXRT

SYS-6039P-TXRT



SYS-2028R-TXR

SYS-6038R-TXR

SYS-6048R-TXR

IoT/Embedded
vPro, 3 Independent Displays

UP Mainstream

X11 UP WIO
Flexible I/O, Short-Depth



MODEL	SYS-1019S-M2	SYS-1019S-MCOT	SYS-1019S-WR
Processor Support	Intel® 6th/7th Generation Core™ i3, i5, i7 series Intel®, Pentium®, Celeron®	Intel® 7th/6th Generation Core i3 series, Intel® Celeron®, Intel® Pentium®, Intel® Xeon® processor E3-1200 v6/v5. Socket H4 (LGA 1151) supported, CPU TDP support 80W	Intel® 7th/6th Generation Core i3 series, Intel® Celeron®, Intel® Pentium®, Intel® Xeon® processor E3-1200 v6/v5. Socket H4 (LGA 1151) supported, CPU TDP support 80W
Key Applications	<ul style="list-style-type: none"> Industrial Automation & Control Military Compact Server VOIP and Network Appliances Medical Applications 7 Years Life Cycle 	<ul style="list-style-type: none"> Storage HN, VM, Hosting Server Compact File Server 	<ul style="list-style-type: none"> Appliance Server Embedded Applications
Outstanding Features	<ul style="list-style-type: none"> 6th/7th Generation Intel Core i7, i5, i3, Pentium and Celeron Processor Remote management via IPMI or vPro 2x Gigabit LAN ports, HDMI/DP/DVI-I, 3 independent displays Full Height and Full Length add on card support Power redundancy or BBP support 	<ul style="list-style-type: none"> Quick Release Rails Intel Node Management 	<ul style="list-style-type: none"> 1 x4, and 2 x8 or 1 x16 optional expansion slots Support 1 double wide GPU cards
Serverboard	SUPER● X11SSZ-QF	SUPER● X11SSH-CTF	SUPER● X11SSW-F
Chipset	Intel® Q170 Express chipset	Intel® C236 Express chipset	Intel® C236 chipset
System Memory (Max.)*	Up to 64GB Unbuffered non-ECC UDIMM, DDR4-2400MHz, in 4 DIMM slots	64GB Unbuffered ECC UDIMM, DDR4-2400MHz, in 4 DIMM slots	64GB Unbuffered ECC, DDR4-2400MHz in 4 DIMM slots
Expansion Slots	1 PCI-E 3.0 x16	1 PCI-E 3.0 x8 (in x16) add-on card slot	1 PCI-E 3.0 x16 or 2 x8 Left Riser Slot; 1 PCI-E 3.0 x4 (in x8 slot);
Onboard Storage Controller	Intel® Q170 Express controller for 2 SATA3 (6 Gbps) ports; RAID 0,1	Intel® C236 Express chipset Avago/ Broadcom 3008 SAS3 built-in	Intel® C236 controller for 6 SATA3 (6 Gbps) ports; RAID 0,1,5,10;
Connectivity	2x 1GbE, 1 dedicated IPMI LAN, 2 USB3.0, 2 USB2.0	2 USB 2.0, USB 3.0, VGA, Serial, Dual LAN with Intel® X550 10GBase-T Ethernet	Dual LAN with Intel® Ethernet Controller I210-AT
VGA/Audio	2 DP (DisplayPort), 1 DVI-I, 1 VGA, Intel® HD Graphics, Aspeed AST2400 BMC	Aspeed AST2400 BMC	1 VGA, 1 Aspeed AST2400 BMC;
Management	AMT, IPMI2.0, KVM with dedicated LAN, NMI, SuperDoctor® 5, vPro, Watchdog	Intel® Node Manager, IPMI2.0, NMI, SPM, SSM, SUM, SuperDoctor® 5, Watchdog	Intel® Node Manager; IPMI2.0; NMI; SPM; SSM; SUM; SuperDoctor® 5; Watchdog;
Drive Bays	2x 2.5" fixed with bracket	Up to 8x hot-swap 2.5" HDD	Internal 2x 2.5" SATA
Peripheral Bays	N/A	1x slim DVD-ROM drive bay(option)	N/A
Power Supply	1x PWS-407P-1R, Platinum Level and support 2nd redundant PSU PWS-407P-1R or battery backup unit PWS-206B-1R	1U 340W Multi-output power supply W/ PMbus, Platinum level	400W Platinum Level 1U Redundant Power Supplies with PMbus
Cooling System	4x 40x56mm PWM fan; 2x fans for AOC cooling	4x 40x28mm PWM fan; 2x fans for AOC cooling(option)	4x 40x56mm PWM fan; 2x fans for AOC cooling(option)
Form Factor	437 x 43 x 429mm (17.2" x 1.7" x 16.9") Package: 686 x 203 x 610mm (27" x 8" x 24")	1U Rackmount 437 x 43 x 507mm (17.2" x 1.7" x 19.98") Package: 610 x 203 x 749mm (24" x 8" x 29.5")	1U Rackmount 437 x 43 x 429mm (17.2" x 1.7" x 16.9") Package: 605 x 203 x 686mm (23.8" x 8" x 27")

* Please check with your Supermicro sales representative and website for compatibility and configuration details

DCO/UP/Mainstream



X11 DCO
2.5" Short-Depth



X11 Mainstream
UP



X11 Mainstream
UP



MODEL	SYS-1029P-MT SYS-1029P-MTR	SYS-5019C-L	SYS-5019C-FL
Processor Support	2nd Generation Intel® Xeon® Scalable Processors (Cascade Lake-SP), Intel® Xeon® Scalable Processors. Dual Socket P (LGA 3647) supported, CPU TDP support Up to 140W, 2 UPI up to 10.4 GT/s	8th Generation Intel® Core™ i3/Pentium®/ Celeron® Processor, Intel® Xeon® Processor E-2100 series. Single Socket LGA 1151 supported, CPU TDP support Up to 95W TDP	8th Generation Intel® Core™ i3/Pentium®/ Celeron® Processor, Intel® Xeon® Processor E-2100 series. Single Socket LGA 1151 supported, CPU TDP support Up to 95W TDP
Key Applications	<ul style="list-style-type: none"> • Data Center • Web Server • Enterprise Server • Managed Hosting 	<ul style="list-style-type: none"> • Appliance Server • Network Security Appliance • Office Server 	<ul style="list-style-type: none"> • Appliance Server • Network Security • Office Server
Outstanding Features	<ul style="list-style-type: none"> • Short-Depth • 2x 1GbE LAN Marvell 88E1512 PHY • IPMI 2.0 + KVM with dedicated LAN • -MTR: Redundant Platinum Level Power 	<ul style="list-style-type: none"> • Coffee Lake-S, Xeon E-2100, 8th Gen Core i3, Pentium, Celeron • Remote management via dedicated IPMI BMC • Short-depth, space saving design • 2x 3.5" SATA3 or 4x 2.5" SATA3 w/ optional kits 	<ul style="list-style-type: none"> • Coffee Lake-S, Xeon E-2100, 8th Gen Core i3, Pentium, Celeron • Short-depth, space saving design • Front I/O
Serverboard Chipset	SUPER● X11DPL-i Intel® C621 chipset	SUPER● X11SCL-IF Intel® C242 chipset	SUPER● X11SCL-IF Intel® C242 chipset
System Memory (Max.)*	Up to 2TB 3DS ECC RDIMM, DDR4-2933MHz; Up to 2TB 3DS ECC LRDIMM, DDR4-2933MHz, in 8 DIMM slots; Up to 2TB Intel® Optane™ DC Persistent Memory in memory mode (Cascade Lake only).	Up to 64GB Unbuffered ECC UDIMM, DDR4-2666MHz, in 2 DIMM slots	Up to 64GB Unbuffered ECC UDIMM, DDR4-2666MHz, in 2 DIMM slots
Expansion Slots	1 PCI-E 3.0 x8 (FHHL)	1 PCI-E 3.0 x16 (in x16 slot)	1 PCI-E 3.0 x16 (in x16 slot)
Onboard Storage Controller	SATA3 (6Gbps); RAID 0, 1, 5, 10	Intel® C242 controller for 4 SATA3 (6 Gbps) ports; RAID 0,1,5,10;	Intel® C242 controller for 4 SATA3 (6 Gbps) ports; RAID 0,1,5,10;
Connectivity	2x 1GbE LAN Marvell 88E1512 PHY	Dual LAN with 1GbE with Intel® I210	Dual LAN with 1GbE with Intel® I210
VGA/Audio	AST2500 VGA	Asped AST2500 BMC	Asped AST2500 BMC
Management	Intel® Node Manager; IPMI2.0; KVM with dedicated LAN; NMI; SPM; SSM; SUM; SuperDoctor® 5; Watchdog	IPMI2.0, KVM with dedicated LAN, SSM, SUM, SuperDoctor® 5, Watchdog	IPMI2.0, KVM with dedicated LAN, SSM, SUM, SuperDoctor® 5, Watchdog
Drive Bays	8 Hot-Swap 2.5" SATA3 6Gb/s	1x 3.5" Internal Drive Bay with 1 Full-height, Half-length PCI 2x 3.5" Internal Drive Bay 2x 2.5" Internal Drive Bay with 1 Full-height, Half-length PCI 4x 2.5" Internal Drive	1x 3.5" Internal Drive Bay with 1 Full-height, Half-length PCI 2x 3.5" Internal Drive Bay 2x 2.5" Internal Drive Bay with 1 Full-height, Half-length PCI 4x 2.5" Internal Drive
Peripheral Bays	-MT: Optional PCIe/SATA M.2 drive 1x Slim DVD-ROM drive (optional) -MTR: 1x Slim DVD-ROM drive (optional) Optional PCIe/SATA M.2 drive	N/A	N/A
Power Supply	-MT: 600W Single Power Supply, 80PLUS Platinum -MTR: 600W Redundant Power Supply, 80PLUS Platinum	1U 200W Multi-output power supply Gold level w/20pin	1U 200W Multi-output power supply Gold level w/20pin
Cooling System	40x40x28 mm, 22.5K RPM, SC813MF Middle Cooling Fan	2x 40x40x28mm PWM fans	2x 40x40x28mm PWM fans
Form Factor	1U 17.2" (437mm) x 1.7" (43mm) x 19.98" (507mm)	Mini-1U Rackmount 432 x 43 x 229mm (17.2" x 1.7" x 9.8") Package: 655 x 155 x 465mm (25.8" x 6.1" x 18.3")	Mini-1U Rackmount 25 x 25 x 249mm (17.2" x 1.7" x 9.8") Package: 655 x 155 x 465mm (25.8" x 6.1" x 18.3")

* Please check with your Supermicro sales representative and website for compatibility and configuration details

X11 Mainstream
UP

X11 Mainstream
UP

X11 Mainstream
UP



MODEL	SYS-5019C-M	SYS-5019C-MR	SYS-5019P-M SYS-5019P-MR
Processor Support	8th Generation Intel® Core™ i3/Pentium®/ Celeron® Processor, Intel® Xeon® Processor E-2100 series. Socket LGA 1151 supported, CPU TDP support Up to 95W TDP	8th Generation Intel® Core™ i3/Pentium®/ Celeron® Processor, Intel® Xeon® Processor E-2100 series. Socket LGA 1151 supported, CPU TDP support Up to 95W TDP	Intel® Xeon® Scalable Processors (Cascade Lake/Skylake) Single Socket P (LGA 3647) supported, CPU TDP support 165W
Key Applications	<ul style="list-style-type: none"> General purpose, SMB, Web Hosting Application and data serving Archiving, Mail/Finance, Security 	<ul style="list-style-type: none"> General purpose, SMB, Web Hosting Application and data serving Archiving, Mail/Finance, Security Mission-Critical 	<ul style="list-style-type: none"> Web Hosting, VM Compact Network Appliance
Outstanding Features	<ul style="list-style-type: none"> Short-Depth(19.8"D) Quick Release Rails 	<ul style="list-style-type: none"> Redundant 400W high-efficiency power supplies w/BBP module support Short-Depth(19.8"D) 	<ul style="list-style-type: none"> Integrated IPMI 2.0 and KVM with Dedicated LAN High-efficiency Power Supply Platinum Level Certified Quick Release Rails 2x 1GbE LAN
Serverboard	SUPER● X11SCM-F	SUPER● X11SCM-F	SUPER● X11SPM-F
Chipset	Intel® C246 chipset	Intel® C246 chipset	Intel® C621 chipset
System Memory (Max.)*	Up to 128GB Unbuffered ECC UDIMM, DDR4-2666MHz, in 4 DIMM slots	Up to 128GB Unbuffered ECC UDIMM, DDR4-2666MHz, in 4 DIMM slots	Up to 1.5TB 3DS ECC RDIMM, DDR4-2933MHz; Up to 1.5TB 3DS ECC LRDIMM, DDR4-2933MHz, in 6 DIMM slots
Expansion Slots	1 PCI-E 3.0 x16	1 PCI-E 3.0 x16	1 PCI-E 3.0 x16(FH.HL)
Onboard Storage Controller	Intel® C246 controller for 6 SATA3 (6 Gbps) ports; RAID 0,1,5,10;	Intel® C246 controller for 6 SATA3 (6 Gbps) ports; RAID 0,1,5,10;	Intel® C621 controller for 12 SATA3 (6 Gbps) ports; RAID 0,1,5,10;
Connectivity	Dual LAN with Intel® Ethernet Controller I210-AT	Dual LAN with Intel® Ethernet Controller I210-AT	Dual LAN with 1GbE
VGA/Audio	Aspeed AST2500 BMC	Integrated video from Aspeed BMC	Aspeed AST2500 BMC
Management	Intel® Node Manager, IPMI2.0, NMI, SPM, SSM, SUM, SuperDoctor® 5, Watchdog	Intel® Node Manager, IPMI2.0, NMI, SPM, SSM, SUM, SuperDoctor® 5, Watchdog	Intel® Node Manager, IPMI2.0, KVM with dedicated LAN, NMI, SPM, SUM, SuperDoctor® 5, Watchdog
Drive Bays	4x 3.5" hot-swap SAS/SATA	4x 3.5" hot-swap SAS/SATA	4x 3.5" hot-swap SAS/SATA
Peripheral Bays	1x Slim DVD-ROM Drive(option)	1x Slim DVD-ROM Drive 1x USB + COM port tray(Optional)	-M: 1x Slim DVD-ROM Drive(option) -MR: Option for 1x Slim DVD-ROM Drive 1x USB + COM port tray
Power Supply	1U 350W Multi-output power supply Platinum level	1U 400W Redundant Power Supply Platinum with PMBUS, W54.5xL220xH40mm	-M: 1U 350W Multi-output power supply Platinum level -MR:
Cooling System	4x 40x28mm PWM fan	4x 40x28mm PWM fan;; 2x fans for AOC cooling(option)	4x 40x28mm PWM fan; 2x 40x28mm PWM fan(option)
Form Factor	1U Rackmount 25 x 25 x 483mm (17.2" x 1.7" x 19.8") Package: 584 x 216 x 762mm (23.5" x 8.5" x 30")	1U Rackmount 437 x 43 x 503mm (17.2" x 1.7" x 19.8") Package: 594 x 216 x 754mm (23.4" x 8.5" x 29.7")	1U Rackmount 437 x 43 x 503mm (17.2" x 1.7" x 19.8")

* Please check with your Supermicro sales representative and website for compatibility and configuration details

DCO/UP/Mainstream

X11 UP Mainstream
4x 3.5 Drive Bays

X11 UP Mainstream
4x 3.5 Drive Bays

X11 UP Mainstream
Low Power, 12" Short-Depth



MODEL	SYS-5019P-MT SYS-5019P-MTR	SYS-5019S-M-G1585L SYS-5019S-MR-G1585L	SYS-5019S-L
Processor Support	Intel® Xeon® Scalable Processors (Cascade Lake/Skylake) Single Socket P (LGA 3647) supported, CPU TDP support 205W	Intel® Xeon® processor E3-1585L v5. Socket FCBGA1440 supported, CPU TDP support 45W	Intel® Xeon® processor E3-1200 v6/v5, 6th Gen. Intel® Core™ i3 processor, Intel® Celeron® processor, Intel® Pentium® processor product families, Socket H4 (LGA 1151) supported
Key Applications	<ul style="list-style-type: none"> • Web Hosting, VM • Application and data serving • Database Applications • Mission-critical applications 	<ul style="list-style-type: none"> • 2D/3D and CAD Applications • Cloud and Virtualization needs • Network Video Compression • Network Security Appliance 	<ul style="list-style-type: none"> • Low Power, Low Cost Applications
Outstanding Features	<ul style="list-style-type: none"> • 1 TB LRDIMM 3DS • M.2 2280, 22110 SUPPORT • Quick Release Rails 	<ul style="list-style-type: none"> • IRIS PRO OPTIMIZATIONS GT4e BUILD-IN 	<ul style="list-style-type: none"> • Supports Low Power CPU • Compact Form Factor • Less than 12 inches depth • 1x PCI-E 3.0 x8 expansion slot • Up to 1x internal 3.5", 2x 2.5" drives (option)
Serverboard	SUPER● X11SPI-TF	SUPER● X11SSH-GF-1585L	SUPER● X11SSL-F
Chipset	Intel® C622 chipset	Intel® C236 chipset	Intel® C232 Express chipset
System Memory (Max.)*	Up to 2TB 3DS ECC RDIMM, DDR4-2933MHz; Up to 2TB 3DS ECC LRDIMM, DDR4-2933MHz, in 8 DIMM slots	64GB Unbuffered ECC SO-DIMM, DDR4-2133MHz, in 4 DIMM slots	64GB Unbuffered ECC UDIMM, DDR4-2400MHz, in 4 DIMM slots
Expansion Slots	1 PCI-E 3.0 x16 slot	1 PCI-E 3.0 x8(in x16) add-on card slot	1x PCI-E 3.0 x8 expansion slot
Onboard Storage Controller	Intel® C622 controller for 10 SATA3 (6 Gbps) ports; RAID 0,1,5,10;	Intel® C236 controller for 6 SATA3 (6 Gbps) ports; RAID 0,1,5,10;	Intel® C232 Express chipset
Connectivity	4 USB 3.0 (front/rear), USB 2.0, VGA, Serial PORT	2 USB 3.0 (front/rear), USB 2.0, VGA, Serial	2x USB 2.0, USB 3.0, VGA, Serial
VGA/Audio	Aspeed AST2500 BMC	Aspeed AST2400 BMC	Integrated video from Aspeed BMC
Management	Intel® Node Manager, IPMI2.0, KVM with dedicated LAN, NMI, SPM, SUM, SuperDoctor® 5, Watchdog	Intel® Node Manager, IPMI2.0, NMI, SPM, SSM, SUM, SuperDoctor® 5, Watchdog	Built-in Aspeed BMC with IPMI 2.0, KVM, and more
Drive Bays	4x 3.5" Hot-swap SATA3 bays w/ RAID	4x 3.5" Hot-swap SATA3 bays	Up to 1x internal 3.5", 2x 2.5" drives (option)
Peripheral Bays	Optional slim optical device bay, optional FDD/USB bay	1x Slim DVD-ROM Drive	N/A
Power Supply	-MT: 1U 350W Multi-output power supply Platinum level -MTR:	-M-G1585L: 1U 350W Multi-output power supply Platinum level -MR-G1585L: 1U 400W Redundant single output power supply, W/PMBus, gold level	200W high-efficiency power supply
Cooling System	4x 40x28mm PWM fan; ; 2x fans for AOC cooling(option)	4x 40x28mm PWM fan; 2x 40x28mm PWM fan(option)	2x 4cm chassis internal fan
Form Factor	1U Rackmount 437 x 43 x 503mm (17.2" x 1.7" x 19.8")	1U Rackmount 437 x 43 x 503mm (17.2" x 1.7" x 19.8")	1U rackmount 437 x 43 x 287mm (17.2" x 1.7" x 11.3")

* Please check with your Supermicro sales representative and website for compatibility and configuration details

UP Mainstream

UP Mainstream

UP Mainstream
Quad LAN



MODEL	SYS-5019S-M	SYS-5019S-ML	SYS-5019S-MN4
Processor Support	Intel® Xeon® processor E3-1200 v6/v5, 6th Gen. Intel® Core™ i3 processor, Intel® Celeron® processor, Intel® Pentium® processor product families, Socket H4 (LGA 1151) supported	Intel® Xeon® processor E3-1200 v6/v5, 6th Gen. Intel® Core™ i3 processor, Intel® Celeron® processor, Intel® Pentium® processor product families, Socket H4 (LGA 1151) supported	Intel® Xeon® processor E3-1200 v6/v5, 6th Gen. Intel® Core™ i3 processor, Intel® Celeron® processor, Intel® Pentium® processor product families, Socket H4 (LGA 1151) supported
Key Applications	<ul style="list-style-type: none"> High Flexibility, VM, Communication File/Print, Web Hosting 	<ul style="list-style-type: none"> Entry level, Cost effective 	<ul style="list-style-type: none"> General purpose, SMB, Web Hosting Domain Controller, File/Print Front USB 3.0 ports Quick Release Rails
Outstanding Features	<ul style="list-style-type: none"> M.2 mini-PCI-E support 2280 form factor Up to 4 hot-swap 3.5" drives Front USB 3.0 ports Quick Release Rails 1x PCI-E 3.0 x8 (x16) expansion slot SuperDOM support (SATA DOM support) 2x GbE port, 1x dedicated IPMI port 	<ul style="list-style-type: none"> Support Intel® VHD (with selected CPU) and NM M.2 mini-PCI-E connector: Support 2280 Compact, less than 15 inches depth Up to 2x internal 3.5", 3x 2.5" drives (option) 	<ul style="list-style-type: none"> M.2 mini-PCI-E support 2280 Support Intel® VHD (with selected CPU) and NM SATA DOM support 4x GbE LAN ports
Serverboard	SUPER● X11SSH-F	SUPER● X11SSH-F	SUPER● X11SSH-LN4F
Chipset	Intel® C236 Express chipset	Intel® C236 Express chipset	Intel® C236 Express chipset
System Memory (Max.)*	Up to 4x ECC UDIMM slots, up to 64GB DDR4-2133MHz	Up to 4x ECC UDIMM slots, up to 64GB DDR4-2133MHz	Up to 4x ECC UDIMM slots, up to 64GB DDR4-2133MHz
Expansion Slots	1x PCI-E 3.0 x8 (in x16)	1x PCI-E 3.0 x8 add-on card slot	1x PCI-E 3.0 x8 (in x16)
Onboard Storage Controller	Intel® C236 Express chipset	Intel® C236 Express chipset	Intel® C236 Express chipset
Connectivity	2x USB 3.0 (front/rear), USB 2.0, VGA, Serial	USB 3.0, 2x USB 2.0, VGA, Serial	Quad LAN with Intel® Ethernet Controller i210-AT; 2x USB 3.0 (front/rear), USB 2.0, VGA, Serial
VGA/Audio	Integrated VGA from Aspeed BMC	Integrated VGA from Aspeed BMC	Integrated video from Aspeed BMC
Management	IPMI 2.0 + KVM with dedicated LAN, SuperDoctor® 5, Watchdog	IPMI 2.0 + KVM with dedicated LAN, SuperDoctor® 5, Watchdog	Built-in Aspeed BMC with IPMI 2.0, KVM, and more
Drive Bays	4x 3.5" Hot-swap SATA3 bays w/ RAID	Up to 2x internal 3.5"; 3x 2.5" drives (option)	4x 3.5" Hot-swap SATA3 bays w/ RAID
Peripheral Bays	1x slim DVD-ROM drive bay	1x slim DVD-ROM drive bay	1x slim DVD-ROM drive bay
Power Supply	350W high-efficiency power supply	350W high-efficiency power supply	350W high-efficiency power supply
Cooling System	4x 4cm chassis internal fan	2x 4cm chassis internal fan	4x 4cm chassis internal fan
Form Factor	1U Rackmount 437 x 43 x 503mm (17.2" x 1.7" x 19.8")	1U Rackmount 437 x 43 x 366mm (17.2" x 1.7" x 14.4")	1U Rackmount 437 x 43 x 503mm (17.2" x 1.7" x 19.8")

* Please check with your Supermicro sales representative and website for compatibility and configuration details

DCO/UP/Mainstream

UP Mainstream

UP Mainstream

IoT/Embedded
Skylake-H, SoC, 4 Cores



MODEL	SYS-5019S-MR	SYS-5019S-MT	SYS-5019S-TN4
Processor Support	Intel® Xeon® processor E3-1200 v6/v5, 6th Gen. Intel® Core™ i3 processor, Intel® Celeron® processor, Intel® Pentium® processor product families, Socket H4 (LGA 1151) supported	Intel® Xeon® processor E3-1200 v6/v5, 6th Gen. Intel® Core™ i3 processor, Intel® Celeron® processor, Intel® Pentium® processor product families, Socket H4 (LGA 1151) supported	Intel® Xeon® Processor Skylake-H E3-1585V5 SoC, 4 Cores, 65W
Key Applications	<ul style="list-style-type: none"> • HA, File/Print Server • Web Hosting, VM 	<ul style="list-style-type: none"> • Storage HN, VM, Hosting Server • Compact File Server 	<ul style="list-style-type: none"> • Virtual Hosted Desktop(VHD) • Digital Recording System • Media/Content Streaming Server • Support Intel Quick Sync Video
Outstanding Features	<ul style="list-style-type: none"> • M.2 PCI-E support 2280 form factor • Supermicro Battery Back Up (BBP*) option • Support Intel® VHD (with selected CPU) and NM • Redundant 400W high-efficiency power • Up to 4 hot-swap 3.5" drives • Internal fixed drive options • 2x GbE port, 1x dedicated IPMI port • Front USB 3.0 ports • Quick Release Rails 	<ul style="list-style-type: none"> • 2x 10G Base-T LAN ports • Intel® Node Management • Up to 4x hot-swap 3.5" SATA3 drives • Optional slim optical drive or fixed internal • 1x PCI-E add-on card slot • Front USB 3.0 ports • Quick Release Rails • M.2 PCI-E x4 support 2260 	<ul style="list-style-type: none"> • 4x SATA3(6Gbps) via C236; RAID 0, 1, 5, 10 • Intel Iris Pro Graphics with 128M B of on-Package cache (eDRAM) for high performance graphics • VHD, Media CODEC (HEVC, JPEG, VP8) and IPMI 2.0 (Shared LAN) • Up to 18 AVC streams or 8 HEVC streams at 1080p 30FPS, or 2 HEVC streams at 4K 30FPS
Serverboard	SUPER● X11SSH-F	SUPER● X11SSH-TF	SUPER● X11SSV-M4F
Chipset	Intel® C236 Express chipset	Intel® C236 Express Chipset	System On Chip
System Memory (Max.)*	Up to 4x ECC UDIMM slots, up to 64GB DDR4-2133MHz	Up to 4x ECC UDIMM slots, up to 64GB DDR4-2133MHz	Up to 32GB ECC Unbuffered SO-DIMM DDR4 2133MHz; 2 DIMM slots
Expansion Slots	1x PCI-E 3.0 x8 (in x16)	1x PCI-E 3.0 x8 (in x16) add-on card slot	1 PCI-E 3.0 x16 1x M.2 (M key, 2242/80/110, PCI-E3.0 x4 or SATA3) 1x Mini PCI-E w/ mSATA
Onboard Storage Controller	Intel® C236 Express chipset	Intel® C236 Express Chipset	Intel® C236 controller for 4 SATA3 (6 Gbps) ports; RAID 0,1,5,10 Intel RSTe
Connectivity	2x USB 3.0 (front/rear), USB 2.0, VGA, Serial	2x USB 2.0, USB 3.0(front/rear), VGA, Serial	4x 1GbE LAN, 1 dedicated IPMI LAN, 4 USB 3.0
VGA/Audio	Integrated video from Aspeed BMC	Integrated video from Aspeed BMC	DVI-A via BMC
Management	Built-in Aspeed BMC with IPMI 2.0, KVM, and more	Built-in Aspeed BMC with IPMI 2.0, KVM, and more	IPMI2.0; NMI; SPM; SSM; SUM; SuperDoctor® 5; Watchdog;
Drive Bays	4x 3.5" Hot-swap SATA3 bays w/ RAID	Up to 4x hot-swap 3.5" SATA3 drives	1x 3.5" or 4x 2.5" HDD
Peripheral Bays	1x slim DVD-ROM drive bay	N/A	N/A
Power Supply	Redundant 400W high-efficiency power Supermicro Battery Back Up (BBP*) option	350W high-efficiency power supply	200W Low Noise AC-DC power supply with PFC
Cooling System	4x 4cm chassis internal fan	4x 4cm chassis internal fan	3x 40x28mm 4-PIN PWM FAN(FAN-0154L4, 22K RPM) with air shroud
Form Factor	1U Rackmount 437 x 43 x 503mm (17.2" x 1.7" x 19.8")	1U Rackmount 437 x 43 x 503mm (17.2" x 1.7" x 19.8")	437 x 43 x 249mm (17.2" x 1.7" x 9.8")

* Please check with your Supermicro sales representative and website for compatibility and configuration details

DCO/UP/Mainstream

UP Mainstream

X11 DCO 3.5" Short-Depth

X11 Mainstream 8x 2.5" SAS3 Drive Bays



MODEL	SYS-5019S-WR	SYS-6019P-MT SYS-6019P-MTR	SYS-2029P-C1R
Processor Support	Intel® 7th/6th Generation Core i3 series, Intel® Celeron®, Intel® Pentium®, Intel® Xeon® processor E3-1200 v6/v5. Socket H4 (LGA 1151) supported, CPU TDP support 80W	2nd Generation Intel® Xeon® Scalable Processors (Cascade Lake-SP), Intel® Xeon® Scalable Processors. Dual Socket P (LGA 3647) supported, CPU TDP support Up to 140W, 2 UPI up to 10.4 GT/s	2nd Generation Intel® Xeon® Scalable Processors (Cascade Lake-SP), Intel® Xeon® Scalable Processors. Dual Socket P (LGA 3647) supported, CPU TDP support 205W, 2 UPI up to 10.4 GT/s
Key Applications	<ul style="list-style-type: none"> HA, High flexibility, VM, Communication 	<ul style="list-style-type: none"> Data Center Web Server Enterprise Server Managed Hosting 	<ul style="list-style-type: none"> Application and data serving Big Data Analytics Business Critical Applications Compute Intensive Application Compute Intensive Storage Environments Connectivity/Storage Computer Nodes 8x 2.5" SAS & 2x SATA3 2.5" HDD Bay 2 SATA DOM support with embedded power 16 DIMM sockets 1200W Redundant Power, Titanium Level (96% typical efficiency) Independent power & cooling control
Outstanding Features	<ul style="list-style-type: none"> 2x PCI-E 3.0 x8 (or 1x16) and 1 x8 (x4 signal) add-on card slots 1+1 Redundant 500W high-efficiency power Up to 4 hot-swap 3.5" drives 	<ul style="list-style-type: none"> Short Depth 2x 1GbE LAN Marvell 88E1512 PHY IPMI 2.0 + KVM with dedicated LAN 500W Single Power Supply, 80PLUS Platinum 	<ul style="list-style-type: none"> 16 DIMM sockets 1200W Redundant Power, Titanium Level (96% typical efficiency) Independent power & cooling control
Serverboard Chipset	SUPER® X11SSW-F Intel® C236 chipset	SUPER® X11DPL-i Intel® C621 chipset	SUPER® X11DPI-N Intel® C621 chipset
System Memory (Max.)*	64GB Unbuffered ECC UDIMM, DDR4-2400MHz, in 4 DIMM slots	Up to 2TB 3DS ECC RDIMM, DDR4-2933MHz; Up to 2TB 3DS ECC LRDIMM, DDR4-2933MHz, in 8 DIMM slots; Up to 2TB Intel® Optane™ DC Persistent Memory in memory mode (Cascade Lake only).	Up to 4TB 3DS ECC RDIMM, DDR4-2933MHz; Up to 4TB 3DS ECC LRDIMM, DDR4-2933MHz, in 16 DIMM slots; Up to 2TB Intel® Optane™ DC Persistent Memory in memory mode (Cascade Lake only);
Expansion Slots	2 PCI-E 3.0 x8 or 1 PCI-E 3.0 x16(by jumper), 1 PCI-E 3.0 x4 (x8) add-on card slot	1 PCI-E 3.0 x8(FHHL)	Supports total 5x low profile add-on cards in 4 PCI-E 3.0 x16, 1 PCI-E 3.0 x8 slots
Onboard Storage Controller	Intel® C236 controller for 6 SATA3 (6 Gbps) ports; RAID 0,1,5,10;	SATA3 (6Gbps); RAID 0, 1, 5, 10	RAID 0,1,5,10; Broadcom® 3108 HW with 2G Cache controller (AOC-S3108L-H8iR-16DD)for 8 SAS3 (12Gbps) ports; RAID 0,1,5,6,10,50,60; Intel® C621 controller for 10 SATA3 (6 Gbps) ports; RAID 0,1,5,10; Broadcom 3108 HW with 2G Cache controller (AOC-S3108L-H8iR-16DD) for 8 SAS3 (12Gbps) ports; RAID 0,1,5,6,10,50,60; Dual LAN RJ45 ports with Intel® X722 Gigabit Ethernet Controller; 1x Dedicated IPMI LAN RJ45 port
Connectivity	USB 2.0, USB 3.0, VGA, Serial	2x 1GbE LAN Marvell 88E1512 PHY	Aspeed AST2500 BMC
VGA/Audio	Integrated video from Aspeed BMC	AST2500 VGA	Intel® Node Manager, IPMI2.0, KVM with dedicated LAN, SPM, SSM, SUM, SuperDoctor® 5, Watchdog
Management	Intel® Node Manager, IPMI2.0, NMI, SPM, SSM, SUM, SuperDoctor® 5, Watchdog	Intel® Node Manager; IPMI2.0; KVM with dedicated LAN; NMI; SPM; SSM; SUM; SuperDoctor® 5; Watchdog	Intel® Node Manager, IPMI2.0, KVM with dedicated LAN, SPM, SSM, SUM, SuperDoctor® 5, Watchdog
Drive Bays	4x 3.5" hot-swap drive bay	4 Hot-Swap 3.5" SATA3 6Gb/s	8x 2.5" 12Gbps SAS3 and 8x 2.5" 6Gbps SATA3, total 16 hot-swap drives
Peripheral Bays	1x Slim DVD-ROM Drive(option)	Optional PCIe/SATA M.2 drive	USB Support: Rear: 2x3.0 + 2x2.0, Front: 2x2.0, and 1x Type A; optional DVD-ROM drive: support either 1x slim or 1x 5.25" DVD drive.
Power Supply	1U 500W Redundant Single Output power supply W/PMbus 54.5mm width	-MT: 500W Single Power Supply, 80PLUS Platinum -MTR: 600W Redundant Power Supply, 80PLUS Platinum	2x Redundant 1200W Redundant Power, Titanium Level (96% typical efficiency)
Cooling System	4x 4cm chassis internal fan	4x 40x28mm, 22.5K RPM, SC813MF Middle Cooling Fan	3x 80mm heavy duty fans with PWM fan speed and cooling zone control; Adjustable Air Shroud with Enhanced cooling design
Form Factor	1U Rackmount 437 x 43 x 650mm (17.2" x 1.7" x 25.6") Package: 597 x 216 x 856mm (23.5" x 8.5" x 33.7")	1U Rackmount 437 x 43 x 508mm (17.2" x 1.7" x 19.98")	437 x 89 x 630mm (17.2" x 3.5" x 24.8")

* Please check with your Supermicro sales representative and website for compatibility and configuration details

DCO/UP/Mainstream



X11 Mainstream
8x 2.5" SAS3 Drive Bays



X11 Max I/O
2U 11 PCI-E Slots



X11 Mainstream
8x 3.5" SATA3 Drive Bays



MODEL	SYS-2029P-C1RT	SYS-2029P-TXRT	SYS-6029P-TR SYS-6029P-TRT
Processor Support	2nd Generation Intel® Xeon® Scalable Processors (Cascade Lake-SP), Intel® Xeon® Scalable Processors. Dual Socket P (LGA 3647) supported, CPU TDP support 205W, 2 UPI up to 10.4 GT/s	Intel® Xeon® Scalable Processors (Cascade Lake/Skylake). Dual Socket P (LGA 3647) supported, CPU TDP support 205W, 3 UPI up to 10.4 GT/s	2nd Generation Intel® Xeon® Scalable Processors (Cascade Lake-SP), Intel® Xeon® Scalable Processors. Dual Socket P (LGA 3647) supported, CPU TDP support 205W, 2 UPI up to 10.4 GT/s
Key Applications	<ul style="list-style-type: none"> Application and data serving Big Data Analytics Business Critical Applications Compute Intensive Application Compute Intensive Storage Environments Connectivity/Storage Computer Nodes 	<ul style="list-style-type: none"> Industrial Server Networking Telephony Surveillance DCR GPU Pass-through VM server Flash Array Server Head-node controller 	<ul style="list-style-type: none"> Cloud and Virtualization needs Compute Intensive Application Compute Intensive Storage Environments Database Processing & Storage High Availability Storage Appliance Platform Hosting & Application delivery 16 DIMM sockets 2 Gigabit Ethernet Ports 2 SATA DOM support with embedded power 1000W Titanium Level high-efficiency power supply Cost optimized 1x M.2 Support by default -TR: 2 Gigabit Ethernet Ports -TRT: 2x 10GBase-T Ports
Outstanding Features	<ul style="list-style-type: none"> 8x 2.5" SAS & 2x SATA3 2.5" HDD Bay 2 SATA DOM support with embedded power 16 DIMM sockets 1200W Redundant Power, Titanium Level (96% typical efficiency) Independent power & cooling control 	<ul style="list-style-type: none"> SKL (up to 205W), 3 UPI designed for up to 10.4 GT/s[nid:9987] 11 Low-profile PCI-E slots 16x Hot-swap 2.5" HDD Bays 1x PCI-E 3.0 x4 M.2 Slot Redundant (1+1) 1KW 1000 W Titanium level 96+% 	<ul style="list-style-type: none"> 2 Gigabit Ethernet Ports 2 SATA DOM support with embedded power 1000W Titanium Level high-efficiency power supply Cost optimized 1x M.2 Support by default -TR: 2 Gigabit Ethernet Ports -TRT: 2x 10GBase-T Ports
Serverboard	SUPER● X11DPI-NT	SUPER● X11DPX-T	-TR: SUPER● X11DPI-N -TRT: SUPER● X11DPI-NT
Chipset	Intel® C622 chipset	Intel® C621 chipset	-TR: Intel® C621 chipset
System Memory (Max.)*	Up to 4TB 3DS ECC RDIMM, DDR4-2933MHz; Up to 4TB 3DS ECC LRDIMM, DDR4-2933MHz, in 16 DIMM slots; Up to 2TB Intel® Optane™ DC Persistent Memory in memory mode (Cascade Lake only);	Up to 4TB 3DS ECC RDIMM, DDR4-2933MHz; Up to 4TB 3DS ECC LRDIMM, DDR4-2933MHz, in 16 DIMM slots; Up to 2TB Intel® Optane™ DC Persistent Memory in memory mode (Cascade Lake only).	Up to 4TB 3DS ECC RDIMM, DDR4-2933MHz; Up to 4TB 3DS ECC LRDIMM, DDR4-2933MHz, in 16 DIMM slots; Up to 2TB Intel® Optane™ DC Persistent Memory in memory mode (Cascade Lake only);
Expansion Slots	Supports total 5x low profile add-on cards in 4 PCI-E 3.0 x16, 1 PCI-E 3.0 x8 slots	11 Low-profile PCI-E slots 2 PCI-E 3.0 x16 slots, 2 PCI-E 3.0 x16 slots (or 4 PCI-E3.0 x8), 4 PCI-E 3.0 x8 slots, 1 PCI-E 3.0 x4 (in x8 slot).	Supports total 6x low profile add-on cards in 4 PCI-E 3.0 x16, 2 PCI-E 3.0 x8 slots
Onboard Storage Controller	RAID 0,1,5,10; Broadcom® 3108 HW with 2G Cache controller (AOC-S3108L-H8iR-16DD)for 8 SAS3 (12Gbs) ports; RAID 0,1,5,6,10,50,60; Intel® C622 controller for 10 SATA3 (6 Gbps) ports; RAID 0,1,5,10; Broadcom 3108 HW with 2G Cache controller (AOC-S3108L-H8iR-16DD)for 8 SAS3 (12Gbs) ports; RAID 0,1,5,6,10,50,60;	Intel® C621 controller for 10 SATA3 (6 Gbps) ports; RAID 0,1,5,10;	-TR: Intel® C621 controller for 8 SATA3 (6Gbps) ports; RAID 0,1,5,10 -TRT: Intel® C622 controller for 8 SATA3 (6Gbps) ports; RAID 0,1,5,10
Connectivity	Dual LAN RJ45 ports with Intel® X722 10G base-T Ethernet Controller; 1x Dedicated IPMI LAN RJ45 port	Dual 10G baseT LAN(X550-AT2)	-TR: Dual LAN RJ45 ports with Intel® X722 Gigabit Ethernet Controller; 1x Dedicated IPMI LAN RJ45 port -TRT: Dual LAN RJ45 ports with Intel® X722 10G Base-T Ethernet Controller; 1x Dedicated IPMI LAN RJ45 port
VGA/Audio Management	Aspeed AST2500 BMC Intel® Node Manager, IPMI2.0, KVM with dedicated LAN, SPM, SSM, SUM, SuperDoctor® 5, Watchdog	1 VGA, Aspeed AST2500 Intel® Node Manager; IPMI2.0	Aspeed AST2500 Intel® Node Manager, IPMI2.0, KVM with dedicated LAN, SPM, SSM, SUM, SuperDoctor® 5, Watchdog
Drive Bays	8x 2.5" 12Gbps SAS3 and 8x 2.5" 6Gbps SATA3, total 16 hot-swap drives USB Support: Rear: 2x3.0 + 2x2.0, Front: 2x2.0, and 1x Type A; optional DVD-ROM drive: support either 1x slim or 1x 5.25" DVD drive.	16x 2.5" SATA/ SAS Hot Swap HDD Bay	8x 3.5" hot-swap SATA3 drive bay
Peripheral Bays	2x Redundant 1200W Redundant Power, Titanium Level (96% typical efficiency)	1x slim DVD-ROM drive bay, 1x FDD bay, 1x standard 5.25" drive bay	USB Support: Rear: 2x3.0 + 2x2.0, Front 2x2.0 front, 1x Type A, optional 1x slim DVD-ROM drive bay and 2x NVMe fixed drives
Power Supply	3x 80mm heavy duty fans with PWM fan speed and cooling zone control; Adjustable Air Shroud with Enhanced cooling design	Redundant 1000W Titanium Level Power Supplies	2x Redundant 1000W Redundant Power Supply Titanium Level (96% typical efficiency) 3x 80mm heavy duty fans with PWM fan speed control, Adjustable Air Shroud with Enhanced cooling design
Cooling System	437 x 89 x 630mm (17.2" x 3.5" x 24.8")	4x middle fans	437 x 89 x 648mm (17.2" x 3.5" x 25.5")
Form Factor	437 x 89 x 630mm (17.2" x 3.5" x 24.8")	437 x 89 x 650mm (17.2" x 3.5" x 25.6")	437 x 89 x 648mm (17.2" x 3.5" x 25.5")

* Please check with your Supermicro sales representative and website for compatibility and configuration details



X11 Max I/O
3U 11 PCI-E Slots



IoT/Embedded
Video Transcending and Streaming
Compact Box



X11 Mainstream



MODEL	SYS-6039P-TXRT	SYS-1019S-MP	SYS-5039C-I
Processor Support	2nd Generation Intel® Xeon® Scalable Processors (Cascade Lake-SP), Intel® Xeon® Scalable Processors. Dual Socket P (LGA 3647) supported, CPU TDP support 205W, 3 UPI up to 10.4 GT/s	Intel® Xeon® Processor E3-1515M v5 (Skylake-H), Single socket FCBGA 1440, 4-Core, 8 Threads, 45W	Single Intel Xeon E Family (CFL-S, up to 6cores)/ 8th Intel Core i3/Pentium/ Celeron, H4 (LGA1511), up to 95W TDP
Key Applications	<ul style="list-style-type: none"> Industrial Server Surveillance DCR Flash Array Server Data Acquisitions Video and Music Production 	<ul style="list-style-type: none"> Digital Signage Kiosk, Interactive information system Media Streaming server 	<ul style="list-style-type: none"> Entry Level server for SOHO and SMB Remote access for mobile users Data sharing/storage and centralized backup
Outstanding Features	<ul style="list-style-type: none"> Up to 11 PCI-E 3.0 FH slots 8x Hot-swap 3.5" HDD Bays and 2x 5.25" Drive Bays 2 SATA DOMs Support with Embedded Power Redundant (1+1) 980W Platinum level 94+% 	<ul style="list-style-type: none"> Intel Iris Pro Graphics P580 with 128MB of on-Package cache (eDRAM) for high performance graphics HDMI, Display Port, DVI-I, 3 independent displays 	<ul style="list-style-type: none"> Cost optimized tower server Remote management with IPMI 2.0 Flexible and expandable
Serverboard	SUPER● X11DPX-T	SUPER● X11SSV-M4	SUPER● X11SCL-F
Chipset	Intel® C621 chipset	Intel® CM236 chipset	Intel® C242 Chipset
System Memory (Max.)*	Up to 4TB 3DS ECC RDIMM, DDR4-2933MHz; Up to 4TB 3DS ECC LRDIMM, DDR4-2933MHz, in 16 DIMM slots; Up to 2TB Intel® Optane™ DC Persistent Memory in memory mode (Cascade Lake only).	Up to 32GB ECC/Non-ECC Unbuffered SO-DIMM DDR4 2133MHz; 2 DIMM slots	4 DDR4 ECC UDIMM, Up to 2666MHz, max. capacity 64GB
Expansion Slots	2 PCI-E 3.0 x16 slots, 2 PCI-E 3.0 x16 slots (or 4 PCI-E3.0 x8 support by Mux), 4 PCI-E 3.0 x8 slots, 1 PCI-E 3.0 x4 (in x8 slot).	1 Mini-PCI-E (mSATA support), 1 M.2 PCI-E 3.0 x4 (SATA support), M Key 2242/80	1 PCI-E3.0 x8 (in x16), 2 PCI-E3.0 x4 (in x8)
Onboard Storage Controller	Intel® C621 SATA3 (6Gb/s) controller	Intel® CM236 controller for 4 SATA3 (6 Gbps) ports; RAID 0,1,5,10; Intel RSTe	6 SATA 3.0 6Gb/s connector, support RAID 0, 1, 5, 10; 1x M.2 M-key (22110/2280, PCI-E3.0x4)
Connectivity	Dual 10G baseT LAN(X550-AT2)	4x 1GbE LAN, 4 USB 3.0	Dual GbE LAN, 1 LAN port for dedicated IPMI, 2 (front)USB3.0 ports, 4 (rear)USB ports, 1 COM port
VGA/Audio	1 VGA, Aspeed AST2500	1 HDMI2.0, 1 DP1.2, 1 DVI-I, Intel Iris Pro Graphics P580, 3 independent displays	1
Management	Intel® Node Manager IPMI2.0 KVM with dedicated LAN SPM SUM SuperDoctor® 5	vPro AMT	IPMI2.0, SSM, SUM, SuperDoctor 5, SPM, Watchdog
Drive Bays	8x 3.5" hot-swap	1 internal 2.5" Hard Drive	4 internal 3.5" drive bays
Peripheral Bays	1x slim DVD-ROM drive bay, 1x FDD bay, 2x standard 5.25" drive bay	N/A	2x 5.25" external peripheral bays
Power Supply	Redundant 980W Platinum Level Power Supplies	84W DC power adapter	400W 80PLUS Gold Certified
Cooling System	3x middle fans & 1x rear exhaust fan	2x 6cm cooling fan	1x 9cm (rear) PWM fan w/ tool-less design, Optional 1x 8cm (front) cooling fan
Form Factor	437 x 132 x 648mm (17.2" x 5.2" x 25.5")	195 x 68 x 195mm (7.68" x 2.68" x 7.68") Package: 381 x 276 x 142mm (15" x 10.87" x 5.59")	184 x 362 x 425mm (7.25" x 14.25" x 16.75")

* Please check with your Supermicro sales representative and website for compatibility and configuration details

DCO/UP/Mainstream

X11 SuperWorkstation
Performance Workstation
Rich I/O and versatile storage options

X11 Mainstream
8x 3.5" SATA3 Drive Bays

UP WIO



MODEL	SYS-5039C-T	SYS-7049P-TR SYS-7049P-TRT	SYS-1018R-WR
Processor Support	Intel® Xeon® E processor (Coffee Lake-S) Workstation, 8th Gen Intel® Core™ i3 Processors, Intel® Celeron®, Intel® Pentium® Processors Single Socket H4 (LGA 1151), supports up to 95W TDP	2nd Generation Intel® Xeon® Scalable Processors (Cascade Lake-SP), Intel® Xeon® Scalable Processors. Dual Socket P (LGA 3647) supported, CPU TDP support 205W, 2 UPI up to 10.4 GT/s	Intel® Xeon® Processor E5-1600 v3, Intel® Xeon® Processor E5-1600 v4, Intel® Xeon® processor E5-2600 v3, Intel® Xeon® processor E5-2600 v4. Single Socket R3 (LGA 2011) supported, CPU TDP support Up to 145W
Key Applications	<ul style="list-style-type: none"> • 2D/3D and CAD Applications • Digital Content Creation • 3D Animations 	<ul style="list-style-type: none"> • Cloud and Virtualization needs • Business Critical Applications • Compute Intensive Storage Environments • Database Processing & Storage • Application and data serving • Hosting & Application delivery • 16 DIMM sockets • 2 Gigabit Ethernet Ports • 2 SATA DOM support with embedded power • Super Quiet 1280W Redundant Power high-efficiency Platinum Level (94% typical efficiency) • Cost optimized 	<ul style="list-style-type: none"> • Appliance Server • Embedded Applications
Outstanding Features	<ul style="list-style-type: none"> • Cost effective UP platform • Versatile Storage with M.2, U.2 and SATA support • Fast I/O with 2 GbE and USB 3.1 Gen 2 	<ul style="list-style-type: none"> • Super Quiet 1280W Redundant Power high-efficiency Platinum Level (94% typical efficiency) • Cost optimized 	<ul style="list-style-type: none"> • 1 x8, and 2 x16 expansion slots • Support 1 double wide GPU cards
Serverboard	SUPER® X11SCA	-TR: SUPER® X11DPI-N -TRT: SUPER® X11DPI-NT	SUPER® X10SRW-F
Chipset	Intel® C246 chipset	Intel® C621 chipset Up to 4TB 3DS ECC RDIMM, DDR4-2933MHz; Up to 4TB 3DS ECC LRDIMM, DDR4-2933MHz, in 16 DIMM slots; Up to 2TB Intel® Optane™ DC Persistent Memory in memory mode (Cascade Lake only);	Intel® C612 chipset
System Memory (Max.)*	Up to 64GB Unbuffered ECC/non-ECC UDIMM, DDR4-2666MHz, in 4 DIMM slots	Up to 2TB Intel® Optane™ DC Persistent Memory in memory mode (Cascade Lake only);	Up to 256GB Registered ECC RDIMM, DDR4-2400MHz; Up to 512GB LRDIMM LRDIMM, in 8 DIMM slots Up to 1TB ECC 3DS LRDIMM 8x 288-pin DDR4 DIMM slots
Expansion Slots	2 PCI-E 3.0 x16 running at NA/16 or 8/8 1 PCI-E 3.0 x4 slot 1 PCI-E 3.0 x1 slot 1 PCI 32bit 5V slot	Supports total 6x full height add-on cards in 4 PCI-E 3.0 x16, 2 PCI-E 3.0 x8 slots	2 PCI-E 3.0 x16 Left Riser Slot; 1 PCI-E 3.0 x8 LP
Onboard Storage Controller	Intel® C246 controller for 8 SATA3 (6 Gbps) ports; RAID 0,1,5,10;	Intel® C621 controller for 8 SATA3 (6Gbps) ports; RAID 0,1,5,10 -TR: Dual LAN RJ45 ports with Intel® X722 Gigabit Ethernet Controller; 1x Dedicated IPMI LAN RJ45 port TRT: Dual LAN RJ45 ports with Intel® X722 10G Base-T Ethernet Controller; 1x Dedicated IPMI LAN RJ45 port 2x 10GBase-T Ports	Intel® C612 controller for 10 SATA3 (6 Gbps) ports; RAID 0,1,5,10;
Connectivity	Single LAN with Intel® Ethernet Controller I210-AT Single LAN with Intel® PHY I219LM LAN controller	Intel® X722 Gigabit Ethernet Controller; 1x Dedicated IPMI LAN RJ45 port TRT: Dual LAN RJ45 ports with Intel® X722 10G Base-T Ethernet Controller; 1x Dedicated IPMI LAN RJ45 port 2x 10GBase-T Ports	Dual LAN with Intel® Ethernet Controller I350-AM2;
VGA/Audio	1 HDMI 2.0a port, 1 DVI-D port, 1 DP 1.2 (DisplayPort) port	Aspeed AST2500	Aspeed AST2400 BMC
Management	AMT, SuperDoctor® 5, vPro, Watchdog	Intel® Node Manager, IPMI2.0, KVM with dedicated LAN, SPM, SSM, SUM, SuperDoctor® 5, Watchdog	IPMI2.0, SuperDoctor® 5, Watchdog
Drive Bays	4 Fixed 3.5" drive bays Optional 4 internal 2.5" drive bays	8x 3.5" hot-swap SATA3 drive bay	2x 2.5" fixed with bracket
Peripheral Bays	2 external 5.25" drive bays 1 3.5" external device bay	USB Support: Rear: 2x3.0 + 2x2.0, Front 2x2.0 front, 1x Type A, optional 1x 5.25" DVD-ROM drive and 2x NVMe fixed drives 2x Super Quiet 1280W Redundant Power Supply modules, high-efficiency Platinum Level (94% typical efficiency), 2x 80mm PWM Rear Chassis Fans; 3x 80mm high-performance fan; Adjustable Air Shroud with Enhanced cooling design	N/A
Power Supply	500W 80PLUS Bronze PS/2 Power Supply	2x Super Quiet 1280W Redundant Power Supply modules, high-efficiency Platinum Level (94% typical efficiency), 2x 80mm PWM Rear Chassis Fans; 3x 80mm high-performance fan; Adjustable Air Shroud with Enhanced cooling design	1U 400W Redundant Power Supply Platinum with PMBUS, W54.5xL220xH40mm
Cooling System	1 12cm rear exhaust fan Optional 12cm front cooling fan	2x 80mm PWM Rear Chassis Fans; 3x 80mm high-performance fan; Adjustable Air Shroud with Enhanced cooling design	4x 40x56mm PWM fan; ; 2x fans for AOC cooling(option)
Form Factor	Mid-Tower 7.6" (193mm) x 16.7" (424mm) x 20.68" (525mm)	178 x 452 x 648mm (7" x 17.8" x 25.5")	1U Rackmount 437 x 43 x 429mm (17.2" x 1.7" x 16.9")

* Please check with your Supermicro sales representative and website for compatibility and configuration details

UP Mainstream
Storage UP, SAS2

Short-Depth
10GbE, SAS3, Redundant Power

Data Center Optimized



MODEL	SYS-1018D-73MTF	SYS-1028R-MCT SYS-1028R-MCTR (shown)	SYS-1028R-TDW
Processor Support	Single Intel® Xeon® Processor E3-1200 v3, 4th gen. Intel® Core™ i3 Processor product families; Single socket H3 (LGA 1150) supported, up to 4C/8T	Dual Intel® Xeon® Processor E5-2600 v4/v3 product families supported; QPI up to 9.6GT/s	Dual Intel® Xeon® Processor E5-2600 v4/v3 product families supported; QPI up to 9.6GT/s
Key Applications	<ul style="list-style-type: none"> Automation, Cloud and Virtualization needs, Cloud Computing, Corporate Database, Corporate- WINS, DNS, Print, Login, Data Center, Data Farm, Data Warehouse, Database Processing & Storage, Disk Backup & Recovery, Downloads e-Business, Email Server, Embedded Applications, Engineering Design, Hosting & Application delivery Industrial Automation & Control, Instrumentation, Large Database 	<ul style="list-style-type: none"> Data Center Web Server Enterprise Server Managed Hosting 	<ul style="list-style-type: none"> Data Center Cloud and Virtualization needs Hosting & Application delivery Database Processing & Storage Simulation & Automation
Outstanding Features	<ul style="list-style-type: none"> 330W Gold Level high-efficiency power supply 8x 2.5" SAS/SATA drives Compact size chassis Cost effective UP storage platform 	<ul style="list-style-type: none"> IPMI 2.0 + KVM with dedicated LAN Redundant 600W Platinum Level high-efficiency power supplies Short-Depth 2x 10GBase-T Ports Broadcom® 3108 controller for 8 SAS3 (12Gbps) hot-swappable drives 	<ul style="list-style-type: none"> 600W Platinum Level high-efficiency power supply IPMI 2.0 + KVM with Dedicated LAN 16 DIMM DDR4-2133MHz Up to 3 add-on cards
Serverboard	SUPER® X10SL7-F	SUPER® X10DRL-CT	SUPER® X10DDW-i
Chipset	Intel® C222 chipset	Intel® C612 Chipset	Intel® C612 Chipset
System Memory (Max.)*	Up to 32GB DDR3 ECC 1600 MHz UDIMMs in 4 slots	Up to 1TB ECC 3DS LRDIMM or RDIMM DDR4-2400MHz in 8 DIMM slots	Up to 2TB ECC 3DS LRDIMM or RDIMM DDR4-2400MHz in 16 DIMM slots
Expansion Slots	1 (x8 in 16) PCI-E 3.0 Full-Height Expansion Slot	1 PCI-E 3.0 x8	2 PCI-E 3.0 x16 (Full-Height, Half-Length) 1 PCI-E 3.0 (LP) 1 slot for SAS controller mezzanine card
Onboard Storage Controller	Broadcom® 2308 with 8x SAS 6Gbps; RAID 0, 1, 1E, 10	Broadcom® 3108 HW with 2G Cache controller for 8 SAS3 (12Gbps) ports; RAID 0,1,5,6,10,50,60; Intel® C612 controller for 6 SATA3 (6Gbps) ports; RAID 0,1,5,10	Intel® C612 controller for 8 SATA3 (6Gbps) Ports; RAID 0,1,5,10
Connectivity	Dual LAN with Intel® Ethernet Controller i210AT	Dual LAN with Intel® Ethernet Controller I210; Dual LAN with Intel® X540 10GBase-T Ethernet Controller	Dual LAN with Intel® i350 Gigabit Ethernet controller
VGA/Audio	AST2400 VGA DOM power connector Optional front bezel cover; LCD option	AST2400 VGA	AST2400 VGA
Management	IPMI 2.0 + KVM with dedicated LAN, Intel® Node Manager, SUM, SPM, SSM, SuperDoctor® 5, Watchdog	IPMI 2.0 + KVM with dedicated LAN, Intel® Node Manager, SUM, SPM, SSM, SuperDoctor® 5, Watchdog	IPMI 2.0 + KVM with dedicated LAN, Intel® Node Manager, SUM, SPM, SSM, SuperDoctor® 5, Watchdog
Drive Bays	8x 2.5" SAS2/SATA3 Hot-swap Bays w/ RAID option	8x 2.5" hot-swap SATA/SAS drive bays	8x 2.5" hot-swap SATA HDD drive bays
Peripheral Bays	1 slim DVD-ROM drive (optional)	1 slim DVD-ROM drive (optional)	1 slim DVD-ROM drive (optional)
Power Supply	330W Gold Level high-efficiency power supply	-MCT: 600W Platinum Level high-efficiency power supply -MCTR: Redundant 600W Platinum Level high-efficiency power supplies	600W Platinum Level high-efficiency power supply
Cooling System	3x 40x28mm PWM fan; 1x fans for AOC cooling	4x 4cm high performance PWM fans with optimal fan speed control	5x 4cm heavy duty counter-rotating fans with optimal fan speed control
Form Factor	1U Rackmount 437 x 43 x 507mm (17.2" x 1.7" x 19.98")	1U Rackmount 437 x 43 x 503mm (17.2" x 1.7" x 19.8")	1U Rackmount 437 x 43 x 597mm (17.2" x 1.7" x 23.5")

* Please check with your Supermicro sales representative and website for compatibility and configuration details

DCO/UP/Mainstream

UP Mainstream
4-Core Intel® Atom® Processor

UP Mainstream
AVOTON Solution
Best for Entry Web Hosting
Low Power

UP Mainstream
Cost-Effective
Compact Server Appliance



MODEL	SYS-5018A-MLHN4	SYS-5018A-MLTN4	SYS-5018D-MF
Processor Support	Intel® Atom® Processor C2550	Intel® Atom® Processor C2550	Single Intel® Xeon® Processor E3-1200 v3, 4th gen. Intel® Core™ i3 Processor, Intel® Pentium® Processor, Intel® Celeron® Processor product families; Single socket H3 (LGA 1150) supported
Key Applications	<ul style="list-style-type: none"> Cloud and Virtualization needs, Cloud Computing, Corporate- WINS, DNS, Print, Login, Data Center, Database Applications, DataCenter Applications e-Business, Enterprise Server FireWall Applications, Gateway, provisioning servers, High End Enterprise Server, Server Appliance Virtualization Server Web Server, Web Server for Small and Medium Business 	<ul style="list-style-type: none"> Cloud and Virtualization needs, Cloud Computing, Corporate- WINS, DNS, Print, Login, Data Center, Database Applications, DataCenter Applications e-Business, Enterprise Server FireWall Applications, Gateway, provisioning servers, High End Enterprise Server, Server Appliance Virtualization Server Web Server, Web Server for Small and Medium Business 	<ul style="list-style-type: none"> Automation, Cloud and Virtualization needs, Cloud Computing, Corporate Database, Corporate- WINS, DNS, Print, Login, Data Center, Data Farm, Data Warehouse, Database Processing & Storage, Disk Backup & Recovery, Downloads e-Business, Email Server, Embedded Applications, Engineering Design, Hosting & Application delivery Industrial Automation & Control, Instrumentation, Large Database
Outstanding Features	<ul style="list-style-type: none"> 1 PCI-E x8 slot 200W low-power supply 4 hot-swap 3.5" SATA/SAS Drive Bays IPMI 2.0 + KVM with dedicated LAN Optimized for Power Saving and Improved Cooling SATA 3.0 (6Gbps) support 	<ul style="list-style-type: none"> 1 PCI-E x8 slot 2 Internal 3.5" SATA drive bays 200W low-power supply Compact size chassis Cost effective UP platform IPMI 2.0 + KVM with dedicated LAN SATA 3.0 (6Gbps) support Short-depth, space saving design 	<ul style="list-style-type: none"> 350W Gold Level high-efficiency power supply Compact size chassis Cost effective UP platform
Serverboard	SUPER● A1SAM-2550F	SUPER● A1SAM-2550F	SUPER● X10SLL-F
Chipset	System on Chip chipset	System on Chip chipset	Intel® C222 chipset
System Memory (Max.)*	Up to 64GB ECC/non-ECC UDIMM, DDR3-1600MHz in 4 DIMM slots	Up to 64GB Unbuffered ECC/non-ECC, DDR3-1600MHz in 4 DIMM slots	Up to 32GB DDR3 ECC 1600 MHz UDIMMs in 4 slots
Expansion Slots	1 PCI-E 2.0 x8 (FH/HL)	1 PCI-E 2.0 x8 (FH/HL)	1 (x8 in 16) PCI-E 3.0 Full-Height Expansion Slot
Onboard Storage Controller	SoC controller for 4 SATA2 (3Gbps) ports; RAID 2 SATA3 (6Gbps)	SoC controller for 4 SATA2 (3Gbps) ports; RAID 2 SATA3 (6Gbps);	2x 3.5" fixed SATA3 w/ RAID options
Connectivity	Quad LAN with SoC	Quad LAN with SoC	Dual LAN with Intel® Ethernet Controller i210AT + i217LM
VGA/Audio	AST2400 VGA	AST2400 VGA	AST2400 VGA 4x USB 2.0 DOM power connector Supports 2.5" HDD/SSD via optional bracket
Management	IPMI2.0; NMI; SuperDoctor V; Watchdog	IPMI2.0; NMI; SuperDoctor V; Watchdog	IPMI 2.0 + KVM with dedicated LAN, Intel® Node Manager, SUM, SPM, SSM, SuperDoctor® 5, Watchdog
Drive Bays	4x 3.5" hot-swap SAS/SATA	2x 3.5" internal drive bays 4x 2.5" fixed SATA3 (optional)	2x 3.5" fixed SATA3 w/ RAID options
Peripheral Bays	N/A	N/A	1 slim DVD-ROM drive (optional)
Power Supply	200W Low Noise AC-DC power supply with PFC	200W Low Noise AC-DC power supply with PFC	350W Gold Level high-efficiency power supply
Cooling System	2x 4cm high performance PWM fan	1x 10cm 3,800 RPM PWM blower fan	2x 4cm counter-rotating PWM fan; Dual counter-rotating fans
Form Factor	1U rackmount 437 x 43 x 503mm (17.2" x 1.7" x 19.85")	1U rackmount 426x 43 x 356mm(16.8" x 1.7" x 14")	1U Rackmount 437 x 43 x 396mm (17.2" x 1.7" x 14.5")

* Please check with your Supermicro sales representative and website for compatibility and configuration details

UP Mainstream
Reliable Performance

UP Mainstream
Reliable Performance

UP Mainstream
High-Connectivity with Quad LAN



MODEL	SYS-5018D-MTF	SYS-5018D-MTRF	SYS-5018D-MTLN4F
Processor Support	Single Intel® Xeon® Processor E3-1200 v3, 4th gen. Intel® Core™ i3 Processor, Intel® Pentium® Processor, Intel® Celeron® Processor product families; Single socket H3 (LGA 1150) supported	Single Intel® Xeon® Processor E3-1200 v3, 4th gen. Intel® Core™ i3 Processor, Intel® Pentium® Processor, Intel® Celeron® Processor product families; Single socket H3 (LGA 1150) supported	Single Intel® Xeon® Processor E3-1200 v3, 4th gen. Intel® Core™ i3 Processor, Intel® Pentium® Processor, Intel® Celeron® Processor product families; Single socket H3 (LGA 1150) supported
Key Applications	<ul style="list-style-type: none"> • Data Center • HPC • Enterprise Server • Compute Intensive Storage Environments 	<ul style="list-style-type: none"> • Data Center • HPC • Enterprise Server • Compute Intensive Storage Environments 	<ul style="list-style-type: none"> • Data Center • HPC • Enterprise Server • Compute Intensive Storage Environments
Outstanding Features	<ul style="list-style-type: none"> • 400W Redundant high-efficiency power supply w/ optional BBP® module (-MTRF) • 4x 3.5" SATA drives • Four 3.5" SAS/SATA drive bays • IPMI 2.0 + KVM with dedicated LAN • Optimized for server appliance • Dual Gigabit Ethernet LAN • 4x SATA 3.0 (6Gbps) support 	<ul style="list-style-type: none"> • 400W Redundant high-efficiency power supply w/ optional BBP® module (-MTRF) • 4x 3.5" SATA drives • Four 3.5" SAS/SATA drive bays • IPMI 2.0 + KVM with dedicated LAN • Optimized for server appliance • Dual Gigabit Ethernet LAN • 4x SATA 3.0 (6Gbps) support 	<ul style="list-style-type: none"> • 350W Gold Level high-efficiency power supply • 4x 3.5" SATA drives • Four 3.5" SAS/SATA drive bays • IPMI 2.0 + KVM with dedicated LAN • Optimized for server appliance • Quad Gigabit Ethernet LAN • SATA 3.0 (6Gbps) support
Serverboard	SUPER® X10SLM-F	SUPER® X10SLM-F	SUPER® X10SLM+-LN4F
Chipset	Intel® C224 chipset	Intel® C224 chipset	Intel® C224 chipset
System Memory (Max.)*	Up to 32GB DDR3 ECC 1600 MHz UDIMMs in 4 slots	Up to 32GB DDR3 ECC 1600 MHz UDIMMs in 4 slots	Up to 32GB DDR3 ECC 1600 MHz UDIMMs in 4 slots
Expansion Slots	1 PCI-E 3.0 (x8 in 16) FH expansion slot	1 PCI-E 3.0 (x8 in 16) FH expansion slot	1 PCI-E 3.0 x16 FH expansion slot
Onboard Storage Controller	Intel® C224 controller for 4 SATA3 (6Gbps) ports; RAID 0,1,5,10	Intel® C224 controller for 4 SATA3 (6Gbps) ports; RAID 0,1,5,10	Intel® C224 controller for 4 SATA3 (6Gbps) ports; RAID 0,1,5,10
Connectivity	Dual LAN with Intel® Ethernet Controller i210AT + i217LM	Dual LAN with Intel® Ethernet Controller i210AT + i217LM	Quad LAN with Intel® Ethernet Controller i210AT
VGA/Audio	AST2400 VGA Supports BBP® module (-MTRF) Optional front bezel cover	AST2400 VGA Supports BBP® module (-MTRF) Optional front bezel cover	AST2400 VGA Optional front bezel cover
Management	IPMI 2.0 + KVM with dedicated LAN, Intel® Node Manager, SUM, SPM, SSM, SuperDoctor® 5, Watchdog	IPMI 2.0 + KVM with dedicated LAN, Intel® Node Manager, SUM, SPM, SSM, SuperDoctor® 5, Watchdog	IPMI 2.0 + KVM with dedicated LAN, Intel® Node Manager, SUM, SPM, SSM, SuperDoctor® 5, Watchdog
Drive Bays	4x 3.5" SATA3 hot-swap bays w/ RAID options	4x 3.5" SATA3 hot-swap bays w/ RAID options	4x 3.5" SATA3 Hot-swap Bays w/ RAID options
Peripheral Bays	1 slim DVD-ROM drive (optional)	1 slim DVD-ROM drive (optional)	1 slim DVD-ROM drive (optional)
Power Supply	-MTF: 350W Gold Level high-efficiency power supply	-MTRF: 400W Redundant w/ optional BBP® module	350W Gold Level high-efficiency power supply
Cooling System	4x 28mm fans standard (with optional for additional fan for add-on card)	4x 28mm fans standard (with optional for additional fan for add-on card)	4x 28mm fans standard (with option for additional fans for add-on card)
Form Factor	1U Rackmount 437 x 43 x 503mm (17.2" x 1.7" x 19.8")	1U Rackmount 437 x 43 x 503mm (17.2" x 1.7" x 19.8")	1U Rackmount 437 x 43 x 503mm (17.2" x 1.7" x 19.8")

* Please check with your Supermicro sales representative and website for compatibility and configuration details

DCO/UP/Mainstream



UP
Cost-Effective
Redundant / Non-Redundant Options



Data Center Optimized



Short-Depth
DDR4 8x DIMMs



MODEL	SYS-5018R-M SYS-5018R-MR (shown)	SYS-6018R-MD (shown) SYS-6018R-MDR	SYS-6018R-MT SYS-6018R-MTR
Processor Support	Single Intel® Xeon® Processor E5-2600 v4/v3 product families supported; QPI up to 9.6GT/s	Dual Intel® Xeon® Processor E5-2600 v4/v3 product families supported; QPI up to 9.6GT/s	Dual Intel® Xeon® Processor E5-2600 v4/v3 product families supported; QPI up to 9.6GT/s
Key Applications	<ul style="list-style-type: none"> • DataCenter Applications • Server Appliance • Mainstream Server Usage • Mission-Critical 	<ul style="list-style-type: none"> • Data Center • Cloud and Virtualization needs • Hosting & Application delivery • Simulation & Automation • 500W Platinum Level high-efficiency power supply; or Redundant 400W Gold Level high-efficiency power supplies • IPMI 2.0 + KVM with Dedicated LAN • Cost Effective 	<ul style="list-style-type: none"> • Data Center • Web Server • Enterprise Server • Managed Hosting • 400W Redundant Gold Level high-efficiency power supplies • IPMI 2.0 + KVM with dedicated LAN • Short-Depth
Outstanding Features	<ul style="list-style-type: none"> • -MR: Redundant 400W high-efficiency power supplies w/ BBP™ module support • Short-depth (19.8"D) 		
Serverboard	SUPER● X10SRi-F	SUPER● X10DRD-L	SUPER● X10DRL-i
Chipset	Intel® C612 chipset	Intel® C612 Chipset	Intel® C612 Chipset
System Memory (Max.)*	Up to 1TB ECC 3DS LRDIMM or RDIMM DDR4-2400MHz in 8 DIMM slots	Up to 1TB ECC 3DS LRDIMM or RDIMM DDR4-2400MHz in 8 DIMM slots	Up to 1TB ECC 3DS LRDIMM or RDIMM DDR4-2400MHz in 8 DIMM slots
Expansion Slots	1 x16 PCI-E 3.0 slot	1 PCI-E 3.0 x8 (Full-Height, Half-Length)	1 PCI-E 3.0 x8
Onboard Storage Controller	Intel® C612 controller for 4 SATA3 (6Gbps) ports; RAID 0,1,10	Intel® C612 controller for 4 SATA3 (6Gbps) ports; RAID 0,1	Intel® C612 controller for 4 SATA3 (6Gbps) ports; RAID 0,1,5,10
Connectivity	4x USB 2.0 (front/rear), USB 3.0, VGA, Serial	Dual LAN with Intel® i350 Gigabit Ethernet controller	Dual Intel® i210 single port Gigabit Ethernet LAN
VGA/Audio	AST2400 VGA	AST2400 VGA	AST2400 VGA
Management	IPMI 2.0 + KVM with dedicated LAN, Intel® Node Manager, SUM, SPM, SSM, SuperDoctor® 5, Watchdog	IPMI 2.0 + KVM with dedicated LAN, Intel® Node Manager, SUM, SPM, SSM, SuperDoctor® 5, Watchdog	IPMI 2.0 + KVM with dedicated LAN, Intel® Node Manager, SUM, SPM, SSM, SuperDoctor® 5, Watchdog
Drive Bays	4x 3.5" hot-swap SATA3 bays	-MD: 2x 2.5" or 1x 3.5" fixed SATA drive bays with bracket -MDR: 2x 2.5" fixed SATA drive bays with bracket	4x 3.5" hot-swap SATA drive bays
Peripheral Bays	Optional slim optical device bay, optional FDD/USB bay	N/A	1 slim DVD-ROM drive (optional)
Power Supply	-M: 350W high-efficiency power supply -MR: Redundant 400W high-efficiency power supplies with optional BBP™ module support	-MD: 500W Platinum Level high-efficiency power supply -MDR: Redundant 400W Gold Level high-efficiency power supplies	-MT: 480W Platinum Level high-efficiency power supply ; -MTR: Redundant 400W Gold Level high-efficiency power supplies
Cooling System	4x 40mm mid-fan	5x 4cm heavy duty counter-rotating fans with optimal fan speed control	4x 4cm heavy duty counter-rotating fans with optimal fan speed control
Form Factor	Short-depth 1U Rackmount 437 x 43 x 503mm (17.2" x 1.7" x 19.8")	1U Rackmount 437 x 43 x 429mm (17.2" x 1.7" x 16.9")	1U Rackmount 437 x 43 x 503mm (17.2" x 1.7" x 19.8")

* Please check with your Supermicro sales representative and website for compatibility and configuration details



DCO



DCO



DCO



MODEL	SYS-6018R-TD	SYS-6018R-TD8	SYS-6018R-TDW
Processor Support	Dual Intel® Xeon® Processor E5-2600 v4/v3 product families supported; QPI up to 9.6GT/s	Dual Intel® Xeon® Processor E5-2600 v4/v3 product families supported; QPI up to 9.6GT/s	Dual Intel® Xeon® Processor E5-2600 v4/v3 product families supported; QPI up to 9.6GT/s
Key Applications	<ul style="list-style-type: none"> • Data Center • Cloud and Virtualization needs • Hosting & Application delivery • Database Processing & Storage • Simulation & Automation 	<ul style="list-style-type: none"> • Data Center • Cloud and Virtualization needs • Hosting & Application delivery • Database Processing & Storage • Simulation & Automation 	<ul style="list-style-type: none"> • Data Center • Cloud and Virtualization needs • Hosting & Application delivery • Database Processing & Storage • Simulation & Automation
Outstanding Features	<ul style="list-style-type: none"> • 480W Platinum Level high-efficiency power supply • IPMI 2.0 + KVM with Dedicated LAN • Cost Effective 	<ul style="list-style-type: none"> • 650W Platinum Level high-efficiency power supply • IPMI 2.0 + KVM with Dedicated LAN • 16 DIMM DDR4-2133MHz • Up to 3 add-on cards • 8x 3.5" & 2x 2.5" Fixed SATA Drives 	<ul style="list-style-type: none"> • 600W Platinum Level high-efficiency power supply • IPMI 2.0 + KVM with Dedicated LAN • 16 DIMM DDR4-2133MHz • Up to 3 add-on cards
Serverboard	SUPER® X10DRD-L	SUPER® X10DDW-i	SUPER® X10DDW-i
Chipset	Intel® C612 Chipset	Intel® C612 Chipset	Intel® C612 Chipset
System Memory (Max.)*	Up to 1TB ECC 3DS LRDIMM or RDIMM DDR4-2400MHz in 8 DIMM slots	Up to 2TB ECC 3DS LRDIMM or RDIMM DDR4-2400MHz in 16 DIMM slots	Up to 2TB ECC 3DS LRDIMM or RDIMM DDR4-2400MHz in 16 DIMM slots
Expansion Slots	1 PCI-E 3.0 x8 (Full-Height, Half-Length)	2 PCI-E 3.0 x16 (Full-Height, Half-Length) 1 PCI-E 3.0 (LP)	2 PCI-E 3.0 x16 (Full-Height, Half-Length) 1 PCI-E 3.0 (LP) 1 slot for SAS controller mezzanine card
Onboard Storage Controller	Intel® C612 controller for 6 SATA3 (6Gbps) ports; RAID 0,1,5,10	Intel® C612 controller for 10 SATA3 (6Gbps) ports; RAID 0,1,5,10	Intel® C612 controller for 4 SATA3 (6Gbps) Ports; RAID 0,1,5,10
Connectivity	Dual LAN with Intel® i350 Gigabit Ethernet controller	Dual LAN with Intel® i350 Gigabit Ethernet controller	Dual LAN with Intel® i350 Gigabit Ethernet controller
VGA/Audio	AST2400 VGA	AST2400 VGA	AST2400 VGA
Management	IPMI 2.0 + KVM with dedicated LAN, Intel® Node Manager, SUM, SPM, SSM, SuperDoctor® 5, Watchdog	IPMI 2.0 + KVM with dedicated LAN, Intel® Node Manager, SUM, SPM, SSM, SuperDoctor® 5, Watchdog	IPMI 2.0 + KVM with dedicated LAN, Intel® Node Manager, SUM, SPM, SSM, SuperDoctor® 5, Watchdog
Drive Bays	4x 3.5" hot-swap SATA HDD drive bays	8x 3.5" & 2x 2.5" Fixed SATA drive bays	4x 3.5" hot-swap SATA HDD drive bays
Peripheral Bays	1 slim DVD-ROM drive (optional)	N/A	1 slim DVD-ROM drive (optional)
Power Supply	480W Platinum Level high-efficiency power supply	650W Platinum Level high-efficiency power supply	600W Platinum Level high-efficiency power supply
Cooling System	2x blower + 1x 4cm fans with optimal fan speed control	6x 4cm heavy duty counter-rotating fans with optimal fan speed control	5x 4cm heavy duty counter-rotating fans with optimal fan speed control
Form Factor	1U Rackmount 437 x 43 x 650mm (17.2" x 1.7" x 25.6")	1U Rackmount 437 x 43 x 813mm (17.2" x 1.7" x 32")	1U Rackmount 437 x 43 x 650mm (17.2" x 1.7" x 25.6")

* Please check with your Supermicro sales representative and website for compatibility and configuration details

DCO/UP/Mainstream

Data Center Optimized
Onboard Dual SFP+

Mainstream
8x SAS3 (12Gbps) and
8x SATA3 (6Gbps)

Mainstream
2U SAS3/SATA3
Quad LAN, 24 DIMMs, 10GBase-T



MODEL	SYS-6018R-TDTP SYS-6018R-TDTPR (shown)	SYS-2028R-C1R SYS-2028R-C1RT	SYS-2028R-C1R4+ SYS-2028R-C1RT4+
Processor Support	Dual Intel® Xeon® Processor E5-2600 v4/v3 product families supported; QPI up to 9.6GT/s	Dual Intel® Xeon® Processor E5-2600 v4/v3 product families supported; QPI up to 9.6GT/s	Dual Intel® Xeon® Processor E5-2600 v4/v3 product families supported; QPI up to 9.6GT/s
Key Applications	<ul style="list-style-type: none"> Data Center Cloud and Virtualization needs Hosting & Application delivery Database Processing & Storage Simulation & Automation 	<ul style="list-style-type: none"> Application and data serving Business Critical Applications Compute Intensive Application Database Processing & Storage DataCenter Applications Mission-critical applications Simulation & Automation 8x SAS3 (12Gbps) and 8x SATA3 (6Gbps) 2.5" drives 2 SATA DOM support with embedded power 16 DIMM slots Redundant 920W Platinum Level high-efficiency Supports up to 7 expansion cards 	<ul style="list-style-type: none"> Application and data serving Compute Intensive Application Database Processing & Storage High Availability Storage Appliance Platform Hosting & Application delivery 8x 2.5" SAS/8x 2.5" SATA drive bays 24 DIMM slots Redundant 920W Platinum Level high-efficiency Broadcom® 3108 controller for 8 SAS3 (12Gbps) hot-swappable 2.5" drives Up to 6 add-on cards 2 SATA DOM support with built-in power
Outstanding Features	<ul style="list-style-type: none"> 600W Platinum Level High-Efficiency Power Supply; or 500W Redundant Platinum Level IPMI 2.0 + KVM with Dedicated LAN 2x 10G SFP+ onboard 		
Serverboard	SUPER® X10DRD-LTP	-C1R: SUPER® X10DRH-C -C1RT: SUPER® X10DRH-CT	-C1R4+: SUPER® X10DRC-LN4+ -C1RT4+: SUPER® X10DRC-T4+
Chipset	Intel® C612 Chipset	Intel® C612 Chipset	Intel® C612 Chipset
System Memory (Max.)*	Up to 1TB ECC 3DS LRDIMM or RDIMM DDR4-2400MHz in 8 DIMM slots	Up to 2TB ECC 3DS LRDIMM or RDIMM DDR4-2400MHz in 16 DIMM slots	Up to 3TB ECC 3DS LRDIMM or RDIMM DDR4-2400MHz in 24 DIMM slots
Expansion Slots	1 PCI-E 3.0 x8 (Full-Height, Half-Length)	1 PCI-E 3.0 x16; 6 PCI-E 3.0 x8 low profile add on cards.	2 PCI-E 3.0 x16; 3 PCI-E 3.0 x8; 1 PCI-E 2.0 x4 (in x8 slot) low profile add on cards
Onboard Storage Controller	Intel® C612 controller for 6 SATA3 (6Gbps) ports; RAID 0,1,5,10	Intel® C612 controller for 10 SATA3 (6 Gbps) ports; RAID 0,1,5,10; Broadcom® 3108 HW with 2G Cache controller for 8 SAS3 (12Gbps) ports; RAID 0,1,5,6,10,50,60	Intel® C612 controller for 10 SATA3 (6 Gbps) ports; RAID 0,1,5,10; SAS3 Broadcom® 3108 HW with 2G Cache controller for 8 SAS3 (12Gbps) ports; RAID 0,1,5,6,10,50,60
Connectivity	Dual LAN with Intel® 82599ES 10 Gigabit Ethernet w/ SFP+	-C1R: Dual LAN with Intel® i350 Gigabit Ethernet Controllers; -C1RT: Dual 10Gb Ethernet LAN with Intel® X540 and 10GBase-T Connector	-C1R4+: Quad LAN with Intel® i350 Gigabit Ethernet Controllers; -C1RT4+: Quad 10Gb Ethernet LAN with Intel® X540 and 10GBase-T Connector
VGA/Audio	AST2400 VGA	AST2400 VGA	AST2400 VGA
Management	IPMI 2.0 + KVM with dedicated LAN, Intel® Node Manager, SUM, SPM, SSM, SuperDoctor® 5, Watchdog	IPMI 2.0 + KVM with dedicated LAN, Intel® Node Manager, SUM, SPM, SSM, SuperDoctor® 5, Watchdog	IPMI 2.0 + KVM with dedicated LAN, Intel® Node Manager, SUM, SPM, SSM, SuperDoctor® 5, Watchdog
Drive Bays	4x 3.5" hot-swap SATA HDD drive bays	8x 2.5" SAS3 (12Gbps) and 8x 2.5" 6Gbps SATA3 (Total 16 hot-swap drives)	8x 2.5" 12Gbps SAS3 and 8x 2.5" 6Gbps SATA3 (Total 16 hot-swap drives)
Peripheral Bays	1 slim DVD-ROM drive (optional)	USB Support: Rear: 2x3.0 + 2x2.0, Front: 2x2.0, and 1x Type A; optional DVD-ROM drive: support either 1x slim or 1x 5.25" DVD drive	USB Support: Rear: 2x 3.0 + 2x 2.0; Front: 2x 2.0, 1x Type A, optional 1x 5.25" DVD-ROM drive; support either 1x slim or 1x 5.25" DVD drive
Power Supply	-TDTP: 600W Platinum Level high-efficiency power supply -TDTPR: 500W Redundant Platinum Level high-efficiency power supplies	Redundant 920W Platinum Level (94%) high efficiency power supplies	Redundant 920W Platinum Level high-efficiency power supplies with i ² C & PMBus
Cooling System	5x 4cm heavy duty counter-rotating fans with optimal fan speed control 1U Rackmount	3x 8cm high-performance PWM fans 2U Rackmount	3x 8cm high-performance PWM fans 2U Rackmount
Form Factor	437 x 43 x 650mm (17.2" x 1.7" x 25.6")	437 x 89 x 630mm (17.2" x 3.5" x 24.8")	437 x 89 x 630mm (17.2" x 3.5" x 24.8")

* Please check with your Supermicro sales representative and website for compatibility and configuration details



Multi I/O
Maximum I/O Solutions
11 PCI-E Slots



Cost-Optimized
DDR4 16x DIMMs,
2x LAN Ports, 6x Add-on Cards



Mainstream
2U 8-bay Hot-swap
3.5" HDDs w/ 16 DIMMs



MODEL	SYS-2028R-TXR	SYS-6028R-T SYS-6028R-TT	SYS-6028R-TR SYS-6028R-TRT
Processor Support	Dual Intel® Xeon® Processor E5-2600 v4/v3 product families supported; QPI up to 9.6GT/s	Dual Intel® Xeon® Processor E5-2600 v4/v3 product families supported; QPI up to 9.6GT/s	Dual Intel® Xeon® Processor E5-2600 v4/v3 product families supported; QPI up to 9.6GT/s
Key Applications	<ul style="list-style-type: none"> Surveillance DVR Networking Telephony Industrial Server Solutions Head-node controller Flash Array Server 	<ul style="list-style-type: none"> Cloud and Virtualization needs Hosting & Application delivery Database processing & Storage Simulation & Automation 	<ul style="list-style-type: none"> Cloud and Virtualization needs Hosting & Application delivery Database processing & Storage Simulation & Automation
Outstanding Features	<ul style="list-style-type: none"> 16 DIMM support DDR4-2400MHz 10x PCI-E 3.0 x8, 1x PCI-E 2.0 x4 (in x8) 16x Hot-swap 2.5" HDD Bays (default 8x HDD Bays) and 1x 5.25" Drive Bays 2 SATA DOMs Support with Embedded Power Support 1 Slim DVD-ROM and 1 COM & 2 USB3.0 ports module 145W CPU support 	<ul style="list-style-type: none"> 16 DIMM slots 650W Gold Level high-efficiency power supply IPMI 2.0 + KVM with dedicated LAN 6x 3.5" hot-swap drive bays 2 SATA DOM support with built-in power 	<ul style="list-style-type: none"> 16 DIMM slots Redundant 740W Platinum Level high-efficiency power supplies IPMI 2.0 + KVM with dedicated LAN 8x 3.5" hot-swap SATA3 drive bays 2 SATA DOM support with built-in power
Serverboard	SUPER● X10DRX	-T: SUPER● X10DRi -TT: SUPER● X10DRi-T	-TR: SUPER● X10DRi -TRT: SUPER● X10DRi-T
Chipset	Intel® C612 Chipset	Intel® C612 Chipset	Intel® C612 Chipset
System Memory (Max.)*	Up to 2TB ECC 3DS LRDIMM or RDIMM DDR4-2400MHz in 16 DIMM slots	Up to 2TB ECC 3DS LRDIMM or RDIMM DDR4-2400MHz in 16 DIMM slots	Up to 2TB ECC 3DS LRDIMM or RDIMM DDR4-2400MHz in 16 DIMM slots
Expansion Slots	10 Low Profile PCI-E 3.0 x8 1 Low Profile PCI-E 2.0 x4 (in x8 slot)	3 PCI-E 3.0 x16 (LP) 3 PCI-E 3.0 x8 (LP)	3 PCI-E 3.0 x16 (LP) 3 PCI-E 3.0 x8 (LP)
Onboard Storage Controller	Intel® C612 controller for 8 SATA3 (6Gbps) ports; RAID 0,1,5,10	Intel® C612 controller for 6 SATA3 (6Gbps) ports; RAID 0,1,5,10	Intel® C612 controller for 8 SATA3 (6Gbps) ports; RAID 0,1,5,10
Connectivity	Dual LAN with Intel® i350 Gigabit Ethernet controller;	-T: Dual LAN with Intel® i350 Gigabit Ethernet controller; or -TT: Dual 10Gb Ethernet LAN with Intel® X540 and 10GBase-T Connector	-TR: Dual LAN with Intel® i350 Gigabit Ethernet controller; -TRT: Dual 10Gb Ethernet LAN with Intel® X540 and 10GBase-T Connector
VGA/Audio	AST2400 VGA	AST2400 VGA	AST2400 VGA
Management	IPMI 2.0 + KVM with dedicated LAN, Intel® Node Manager, SUM, SPM, SSM, SuperDoctor® 5, Watchdog	IPMI 2.0 + KVM with dedicated LAN, Intel® Node Manager, SUM, SPM, SSM, SuperDoctor® 5, Watchdog	IPMI 2.0 + KVM with dedicated LAN, Intel® Node Manager, SUM, SPM, SSM, SuperDoctor® 5, Watchdog
Drive Bays	16x 2.5" hot-swap SATA3 drive bays (8x SATA3 ports by default)	6x 3.5" hot-swap drive bays	8x 3.5" hot-swap SATA3 drive bays
Peripheral Bays	1x slim DVD-ROM drive bay 1x USB + COM port tray 1x standard 5.25" drive bay	1 slim DVD/DVD-ROM drive (optional)	1 slim DVD-ROM drive (optional)
Power Supply	Redundant 1000W Titanium Level (96%) power supplies	650W high-efficiency power supply	Redundant 740W Platinum Level high-efficiency power supplies with i ² C & PMBus
Cooling System	5x 8cm hot-swap PWM cooling fans with air shroud with optimal fan speed control	4x 8cm hot-swap PWM cooling fans with air shroud with optimal fan speed control	3x 8cm hot-swap PWM cooling fans with air shroud with optimal fan speed control
Form Factor	2U Rackmount 437 x 89 x 650mm (17.2"x 3.5" x 25.6")	2U Rackmount 437 x 89 x 648mm (17.2"x 3.5" x 25.6")	2U Rackmount 437 x 89 x 648mm (17.2"x 3.5" x 25.5")

* Please check with your Supermicro sales representative and website for compatibility and configuration details

DCO/UP/Mainstream



2U Short-Depth
16 DIMMs, Up to 4 AOCs
4 NVMe



Multi I/O
11 PCI-E Slots



Multi I/O
11 PCI-E Slots



MODEL	SYS-6028R-TDWNR	SYS-6038R-TXR	SYS-6048R-TXR
Processor Support	Dual Intel® Xeon® Processor E5-2600 v4/v3 product families supported; QPI up to 9.6GT/s	Dual Intel® Xeon® Processor E5-2600 v4/v3 product families supported; QPI up to 9.6GT/s; CPU TDP support Up to 145W	Dual Intel® Xeon® Processor E5-2600 v4/v3 product families supported; QPI up to 9.6GT/s; CPU TDP support up to 145W
Key Applications	<ul style="list-style-type: none"> • Data Center • Cloud and Virtualization needs • Hosting & Application delivery • Database Processing & Storage • Simulation & Automation 	<ul style="list-style-type: none"> • Networking Telephony • Surveillance DVR • Industrial Server Solutions • Head-node controller 	<ul style="list-style-type: none"> • Networking Telephony • Surveillance DVR • Industrial Server Solutions • Head-node controller
Outstanding Features	<ul style="list-style-type: none"> • Redundant 920W Platinum Level high-efficiency power supplies • IPMI 2.0 + KVM with Dedicated LAN • Supports 16 DIMM DDR4-2133MHz • Up to 4 add-on cards • NVMe Support 	<ul style="list-style-type: none"> • 16 DIMM slots • 10x PCI-E 3.0 x8, 1x PCI-E 2.0 x4 (in x8) • 8x Hot-swap 3.5" HDD Bays and 2x 5.25" Drive Bays • 2 SATA DOMs Support with Embedded Power • 145W CPU support 	<ul style="list-style-type: none"> • Supports 16 DIMM DDR4-2133MHz • Up to 11 PCI-E slots • 5 hot-swap 3.5" drives bays (SATA3 ports) • 3x 5.25" Peripheral Drive Bays • 2 SATA DOMs Support with Embedded Power
Serverboard	SUPER● X10DDW-iN	SUPER● X10DRX	SUPER● X10DRX
Chipset	Intel® C612 Chipset	Intel® C612 chipset	Intel® C612 chipset
System Memory (Max.)*	Up to 2TB ECC 3DS LRDIMM or RDIMM DDR4-2400MHz in 16 DIMM slots	Up to 2TB ECC 3DS LRDIMM or RDIMM DDR4-2400MHz in 16 DIMM slots	Up to 2TB ECC 3DS LRDIMM or RDIMM DDR4-2400MHz in 16 DIMM slots
Expansion Slots	3 PCI-E 3.0 x8 (FH/FL) & 1 PCI-E 3.0 (LP)	10 PCI-E 3.0 x8 (FH, FL), 1 PCI-E 2.0 x4 (in x8 slot)	10 PCI-E 3.0 x8 (FH, FL), 1 PCI-E 2.0 x4 (in x8 slot)
Onboard Storage Controller	Intel® C612 controller for 8 SATA3 (6Gbps) Ports; RAID 0,1,5,10	Intel® C612 controller for 10 SATA3 (6 Gbps) ports; RAID 0,1,5,10	Intel® C612 controller for 10 SATA3 (6 Gbps) ports; RAID 0,1,5,10
Connectivity	Dual LAN with Intel® i350 Gigabit Ethernet Controllers	Dual LAN with Intel® i350 Gigabit Ethernet Controller	Dual LAN with Intel® i350 Gigabit Ethernet Controller
VGA/Audio	AST2400 VGA	AST2400 VGA	AST2400 VGA
Management	IPMI 2.0 + KVM with dedicated LAN, Intel® Node Manager, SUM, SPM, SSM, SuperDoctor® 5, Watchdog	IPMI 2.0 + KVM with dedicated LAN, Intel® Node Manager, SUM, SPM, SSM, SuperDoctor® 5, Watchdog	IPMI 2.0 + KVM with dedicated LAN, Intel® Node Manager, SUM, SPM, SSM, SuperDoctor® 5, Watchdog
Drive Bays	8x 3.5" SATA + 4x 2.5" NVMe drive bay	8x 3.5" hot-swap and 2x 5.25" drive bay	5x 3.5" hot-swap and 3x 5.25" peripheral drive bays
Peripheral Bays	N/A	1 optional Slim DVD-ROM bay	1 optional Slim DVD-ROM bay
Power Supply	Redundant 920W Platinum Level high-efficiency power supplies with I ² C & PMBus	Redundant 1280W Platinum Level Digital power supplies w/PMBus supports	Redundant 600W power supplies
Cooling System	3x 80x80x38mm heavy duty counter-rotating fans with optimal fan speed control	3x middle fans & 1x rear exhaust fan	1x 92x38mm 4-pin PWM front intake fan 2x 80x38mm 4-pin PWM rear exhaust fans
Form Factor	2U Rackmount 437 x 89 x 647mm (17.2" x 3.5" x 25.5")	3U Rackmount 437 x 132 x 647mm (17.2" x 5.2" x 25.5")	4U Rackmount 437 x 178 x 525mm (17.2" x 7" x 20.68")

* Please check with your Supermicro sales representative and website for compatibility and configuration details



We Power the Cloud

Mainstream
4U Standalone/Rackmount
SAS3, 7 PCI-E 3.0



Mainstream
4U Standalone/Rackmount
SAS3, 24 DIMMs, Quad LAN



Mainstream
4U Standalone/Rackmount
SAS3, 7 PCI-E 3.0



MODEL	SYS-7048R-C1R	SYS-7048R-C1R+	SYS-7048R-C1RT
Processor Support	Dual Intel® Xeon® Processor E5-2600 v4/v3 product families supported; QPI up to 9.6GT/s	Dual Intel® Xeon® Processor E5-2600 v4/v3 product families supported; QPI up to 9.6GT/s	Dual Intel® Xeon® Processor E5-2600 v4/v3 product families supported; QPI up to 9.6GT/s
Key Applications	<ul style="list-style-type: none"> • Big Data Analytics • Compute Intensive Storage Environments • DataCenter Applications • Simulation & Automation 	<ul style="list-style-type: none"> • Big Data Analytics • Compute Intensive Storage Environments • DataCenter Applications • Simulation & Automation 	<ul style="list-style-type: none"> • Big Data Analytics • Compute Intensive Storage Environments • DataCenter Applications • Simulation & Automation
Outstanding Features	<ul style="list-style-type: none"> • 2 SATA DOM support with embedded power • 16 DIMM slots • 8x 3.5" SATA3/8x 2.5" SAS3 hot-swap drive bays • Redundant 920W Platinum Level high-efficiency • Independent power & cooling control • SATA 3.0 (6Gbps) support • Supports up to 7 expansion cards 	<ul style="list-style-type: none"> • 2 SATA DOM support with embedded power • 24 DIMM slots • 8x 2.5" SAS/8x 3.5" SATA hot-swap drive bays • Redundant 920W Platinum Level power • Up to 6 add-on cards 	<ul style="list-style-type: none"> • 2 SATA DOM support with embedded power • 16 DIMM slots • 8x 3.5" SATA3/8x 2.5" SAS3 hot-swap drive bays • Redundant 920W Platinum Level high-efficiency • Independent power & cooling control • SATA 3.0 (6Gbps) support • Supports up to 7 expansion cards
Serverboard	SUPER● X10DRH-C	SUPER● X10DRC-LN4+	SUPER● X10DRH-CT
Chipset	Intel® C612 Chipset	Intel® C612 Chipset	Intel® C612 Chipset
System Memory (Max.)*	Up to 2TB ECC 3DS LRDIMM or RDIMM DDR4-2400MHz in 16 DIMM slots	Up to 3TB ECC 3DS LRDIMM or RDIMM DDR4-2400MHz in 24 DIMM slots	Up to 2TB ECC 3DS LRDIMM or RDIMM DDR4-2400MHz in 16 DIMM slots
Expansion Slots	FH, FL support for 1 PCI-E 3.0 x16, 6 PCI-E 3.0 x8 add on cards	FH/FL support for 2 PCI-E 3.0 x16; 3 PCI-E 3.0 x8; 1 PCI-E 2.0 x4 (in x8 slot) add on cards	FH, FL support for 1 PCI-E 3.0 x16, 6 PCI-E 3.0 x8 add on cards
Onboard Storage Controller	Intel® C612 controller for 10 SATA3 (6 Gbps) ports; RAID 0,1,5,10; SAS3 Broadcom® 3108 HW with 2G Cache controller for 8 SAS3 (12Gbps) ports; RAID 0,1,5,6,10,50,60	Intel® C612 controller for 10 SATA3 (6 Gbps) ports; RAID 0,1,5,10; SAS3 Broadcom® 3108 HW with 2G Cache controller for 8 SAS3 (12Gbps) ports; RAID 0,1,5,6,10,50,60	Intel® C612 controller for 10 SATA3 (6 Gbps) ports; RAID 0,1,5,10; SAS3 Broadcom® 3108 HW with 2G Cache controller for 8 SAS3 (12Gbps) ports; RAID 0,1,5,6,10,50,60
Connectivity	Dual LAN with Intel® i350 Gigabit Ethernet Controllers;	Quad LAN with Intel® i350 Gigabit Ethernet Controllers;	Dual 10Gb Ethernet LAN with Intel® X540 and 10GBase-T Connector
VGA/Audio	AST2400 VGA	AST2400 VGA	AST2400 VGA
Management	IPMI 2.0 + KVM with dedicated LAN, Intel® Node Manager, SUM, SPM, SSM, SuperDoctor® 5, Watchdog	IPMI 2.0 + KVM with dedicated LAN, Intel® Node Manager, SUM, SPM, SSM, SuperDoctor® 5, Watchdog	IPMI 2.0 + KVM with dedicated LAN, Intel® Node Manager, SUM, SPM, SSM, SuperDoctor® 5, Watchdog
Drive Bays	8x 2.5" 12Gbps SAS3 hot-swap drives in mobile rack and 8x 3.5" 6Gbps SATA3 hot-swap drives	8x 2.5" 12Gbps SAS3 hot-swap drives in mobile rack and 8x 3.5" 6Gbps SATA3 hot-swap drives (Total 16x hot-swap drive bays)	8x 2.5" 12Gbps SAS3 hot-swap drives in mobile rack and 8x 3.5" 6Gbps SATA3 hot-swap drives
Peripheral Bays	USB Support: Rear: 2x3.0 + 2x2.0, Front 2x2.0 front, 1x Type A, optional 1x 5.25" DVD-ROM drive	USB Support: Rear: 2x3.0 + 2x2.0, Front 2x2.0 front, 1x Type A, optional 1x 5.25" DVD-ROM drive	USB Support: Rear: 2x3.0 + 2x2.0, Front 2x2.0 front, 1x Type A, optional 1x 5.25" DVD-ROM drive
Power Supply	Redundant 920W Platinum Level high-efficiency power supplies with I ² C & PMBus	C1R4+: Redundant 920W Platinum Level high-efficiency power supplies with I ² C & PMBus C1RT4+: Redundant 1000W Titanium Level high-efficiency power supplies with I ² C & PMBus	Redundant 920W Platinum Level high-efficiency power supplies with I ² C & PMBus
Cooling System	3x 8cm hot-swap redundant PWM cooling fans; 2x 2x 8cm hot-swap exhaust fans air shroud	3x 8cm hot-swap cooling fans and 2 x 8cm exhaust fans with air shroud with optimal fan speed control	3x 8cm hot-swap redundant PWM cooling fans; 2x 2x 8cm hot-swap exhaust fans air shroud
Form Factor	Tower/4U Rackmount 437 x 178 x 647mm (17.2" x 7" x 25.5")	Tower/4U Rackmount 452 x 178 x 648mm (17.8" x 7" x 25.5")	Tower/4U Rackmount 437 x 178 x 647mm (17.2" x 7" x 25.5")

* Please check with your Supermicro sales representative and website for compatibility and configuration details

DCO/UP/Mainstream



Mainstream
4U Standalone/Rackmount
SAS3, 24 DIMMs, Quad LAN



Mainstream
4U Standalone/Rackmount,
16 DIMMs



Mainstream
4U Standalone/Rackmount,
16 DIMMs



MODEL	SYS-7048R-C1RT4+	SYS-7048R-TR	SYS-7048R-TRT
Processor Support	Dual Intel® Xeon® Processor E5-2600 v4/v3 product families supported; QPI up to 9.6GT/s	Dual Intel® Xeon® Processor E5-2600 v4/v3 product families supported; QPI up to 9.6GT/s	Dual Intel® Xeon® Processor E5-2600 v4/v3 product families supported; QPI up to 9.6GT/s
Key Applications	<ul style="list-style-type: none"> • Big Data Analytics • Compute Intensive Storage Environments • DataCenter Applications • Simulation & Automation 	<ul style="list-style-type: none"> • Virtualization • Powerful multi tasking workstation (financial analysis, digital video editing, engineering design, scientific computing) 	<ul style="list-style-type: none"> • Virtualization • Powerful multi tasking workstation (financial analysis, digital video editing, engineering design, scientific computing)
Outstanding Features	<ul style="list-style-type: none"> • 2 SATA DOM support with embedded power • 24 DIMM slots • 8x 2.5" SAS/8x 3.5" SATA hot-swap drive bays • Redundant 1000W Titanium Level power • Up to 6 add-on cards 	<ul style="list-style-type: none"> • 16 DIMM slots • Redundant 920W Platinum Level high-efficiency power supplies • IPMI 2.0 + KVM with dedicated LAN • 8x 3.5" hot-swap SATA3 drive bays • 2 SATA DOM support with built-in power 	<ul style="list-style-type: none"> • 16 DIMM slots • Redundant 920W Platinum Level high-efficiency power supplies • IPMI 2.0 + KVM with dedicated LAN • 8x 3.5" hot-swap SATA3 drive bays • 2 SATA DOM support with built-in power
Serverboard	SUPER● X10DRC-T4+	SUPER● X10DRi	SUPER● X10DRi-T
Chipset	Intel® C612 Chipset	Intel® C612 Chipset	Intel® C612 Chipset
System Memory (Max.)*	Up to 3TB ECC 3DS LRDIMM or RDIMM DDR4-2400MHz in 24 DIMM slots	Up to 2TB ECC 3DS LRDIMM or RDIMM DDR4-2400MHz in 16 DIMM slots	Up to 2TB ECC 3DS LRDIMM or RDIMM DDR4-2400MHz in 16 DIMM slots
Expansion Slots	FH/FL support for 2 PCI-E 3.0 x16; 3 PCI-E 3.0 x8; 1 PCI-E 2.0 x4 (in x8 slot) add on cards	3 PCI-E 3.0 x16 3 PCI-E 3.0 x8	3 PCI-E 3.0 x16 3 PCI-E 3.0 x8
Onboard Storage Controller	Intel® C612 controller for 10 SATA3 (6 Gbps) ports; RAID 0,1,5,10; SAS3 Broadcom® 3108 HW with 2G Cache controller for 8 SAS3 (12Gbps) ports; RAID 0,1,5,6,10,50,60	Intel® C612 controller for 8 SATA3 (6Gbps) ports; RAID 0,1,5,10	Intel® C612 controller for 8 SATA3 (6Gbps) ports; RAID 0,1,5,10
Connectivity	Quad 10Gb Ethernet LAN with Intel® X540 and 10GBase-T Connector	Dual LAN with Intel® i350 Gigabit Ethernet controller;	Dual 10Gb Ethernet LAN with Intel® X540 and 10GBase-T Connector
VGA/Audio	AST2400 VGA	AST2400 VGA	AST2400 VGA
Management	IPMI 2.0 + KVM with dedicated LAN, Intel® Node Manager, SUM, SPM, SSM, SuperDoctor® 5, Watchdog	IPMI 2.0 + KVM with dedicated LAN, Intel® Node Manager, SUM, SPM, SSM, SuperDoctor® 5, Watchdog	IPMI 2.0 + KVM with dedicated LAN, Intel® Node Manager, SUM, SPM, SSM, SuperDoctor® 5, Watchdog
Drive Bays	8x 2.5" 12Gbps SAS3 hot-swap drives in mobile rack and 8x 3.5" 6Gbps SATA3 hot-swap drives (Total 16x hot-swap drive bays)	8x 3.5" hot-swap SATA3 drive bays	8x 3.5" hot-swap SATA3 drive bays
Peripheral Bays	USB Support: Rear: 2x3.0 + 2x2.0, Front 2x2.0 front, 1x Type A, optional 1x 5.25" DVD-ROM drive	90-degree rotatable module: 2 x 5.25" drive bays & 1x 3.5" drive bays; Optional DVD drive	90-degree rotatable module: 2 x 5.25" drive bays & 1x 3.5" drive bays; Optional DVD drive
Power Supply	C1R4+: Redundant 920W Platinum Level high-efficiency power supplies with I ² C & PMBus C1RT4+: Redundant 1000W Titanium Level high-efficiency power supplies with I ² C & PMBus	Redundant 920W Platinum Level high-efficiency power supplies with I ² C & PMBus	Redundant 920W Platinum Level high-efficiency power supplies with I ² C & PMBus
Cooling System	3x 8cm hot-swap cooling fans and 2 x 8cm exhaust fans with air shroud with optimal fan speed control	3x 8cm hot-swap cooling fans and 2 x 8cm exhaust fans with air shroud with optimal fan speed control	3x 8cm hot-swap cooling fans and 2 x 8cm exhaust fans with air shroud with optimal fan speed control
Form Factor	Tower/4U Rackmount 452 x 178 x 648mm (17.8" x 7" x 25.5")	Tower/4U Rackmount 453 x 178 x 648mm (17.8" x 7" x 25.5")	Tower/4U Rackmount 453 x 178 x 648mm (17.8" x 7" x 25.5")

* Please check with your Supermicro sales representative and website for compatibility and configuration details

X11 8-Way/4-Way

Intel® Xeon® Scalable Processors Supported (Cascade Lake/Skylake)




For SYS-8049U:

- Up to 12TB 3DS ECC DDR4-2933 MHz RDIMM/LRDIMM in 48 DIMM slots; or, up to 12TB Intel® Optane™ DC Persistent Memory in memory mode (Cascade Lake only), Support Apache Pass (AEP) DIMMs
- Up to 16 PCI-E 3.0 slots (included 6 PCI-E x16 & 10 PCI-E x8 PCI-E slots)
- Up to 24 x 3.5" SAS3 included 8 hybrid ports support U.2 NVMe via AOC
- Optional 6 GPUs Configuration

- 6 PCI-E 3.0 x16 Slots
- 10 PCI-E 3.0 x8 Slots

- Up to 12TB 3DS ECC DDR4-2933 MHz RDIMM/LRDIMM in 48 DIMM slots; or,

- Up to 12TB Intel® Optane™ DC Persistent Memory in memory mode (Cascade Lake only)



- (3+1) 1600W Redundant Platinum Level Power Supplies

- 24x 3.5" Hot-swap SAS3/SATA3 Drive Bays
- 8 Hybrid ports with NVMe via AoC

SYS-8049U-E1CR4T

7U 8-Way



SYS-7089P-TR4T

4U 4-Way



SYS-8049U-E1CR4T

2U 4-Way



SYS-2049U-TR4

For Enterprise Mission Critical Applications and Advanced Analytics, Database, Virtualization, and Scale-Up HPC Workloads, with up to:

- Supports the 2nd Generation Intel® Xeon® Scalable Processors (Cascade Lake-SP), Socket P (LGA 3647) supported, CPU TDP support 205W, 3 UPI up to 10.4GT/s; Supports Intel® Optane™ DC Persistent Memory
- SYS-7089P: Up to 24TB 3DS ECC DDR4-2933MHz RDIMM/LRDIMM in 96 DIMM slots; or, up to 24TB Intel® Optane™ DC Persistent Memory in memory mode (Cascade Lake only)
- SYS-2049U/8049U: Up to 12TB 3DS ECC DDR4-2933 MHz RDIMM/LRDIMM in 48 DIMM slots; or, up to 12TB Intel® Optane™ DC Persistent Memory in memory mode (Cascade Lake only)
- 23 PCI-E 3.0 expansion slots, 32 U.2 NVMe or 8 GPUs support (SYS-7089P)
- 16 PCI-E 3.0 expansion slots, 8 U.2 NVMe, and 6 GPUs support (SYS-8049U)
- 11 PCI-E 3.0 expansion slots, 4 U.2 NVMe, and 2 GPUs support (SYS-2049U)
- 4x 10GBase-T ports with Intel® X550 10GbE controller (SYS-7089P)
- Redundant Titanium Level high-efficiency (96%+) power supplies
- Total Solution with Server Management Utilities including IPMI 2.0

7U 8-Way

Up to 224 cores per system, 23 PCI-E 3.0 slots,
41 NVMe/24 SAS3 option

4U 4-Way

Up to 112 cores, 16 PCI-E 3.0 slots,
8 NVMe/24 3.5" SAS3 option

2U 4-Way

Up to 112 cores, 11 PCI-E 3.0 slots,
4 NVMe/24 2.5" SAS3 option



MODEL	SYS-7089P-TR4T	SYS-8049U-E1CR4T	SYS-2049U-TR4
Processor Support	2nd Generation Intel® Xeon® Scalable Processors (Cascade Lake-SP), Intel® Xeon® Scalable Processors. Octal Socket P (LGA 3647) supported, CPU TDP support 205W, 3 UPI up to 10.4 GT/s	2nd Generation Intel® Xeon® Scalable Processors (Cascade Lake-SP), Intel® Xeon® Scalable Processors. Quad Socket P (LGA 3647) supported, CPU TDP support 205W, 3 UPI up to 10.4 GT/s	2nd Generation Intel® Xeon® Scalable Processors (Cascade Lake-SP), Intel® Xeon® Scalable Processors. Quad Socket P (LGA 3647) supported, CPU TDP support 205W, 3 UPI up to 10.4 GT/s
Key Applications	<ul style="list-style-type: none"> Virtualization ERP, CRM In-Memory Database Application Research lab/National Lab Scale-up HPC 	<ul style="list-style-type: none"> In-Memory Database Application ERP, CRM Business Intelligence Scientific Computing Scale-up HPC Cloud and Virtualization needs 	<ul style="list-style-type: none"> ERP, CRM High End Enterprise Server Business Intelligence Scientific Virtualization High Performance Computer Cluster (HPCC)
Outstanding Features	<ul style="list-style-type: none"> 8 Sockets, up to 224 cores per system 96 DDR4 Memory DIMM slots, up to 6TB Up to 23 PCIe3.0 Slots Up to 8 GPU Optional up to 32 U.2 NVMe Default 4-port 10GBASE-T Ethernet SIOM with options 	<ul style="list-style-type: none"> 8 NVMe SSD ports Ready Up to 16 PCI-E 3.0 slots 4 x 10GBASE-T + 1 Dedicated IPMI Support up to 6 double width passive GPUs 24 3.5" SAS3/SATA3 HDD with 8 Hybrid Ports support NVMe 	<ul style="list-style-type: none"> 4 NVMe SSD ports Ready Up to 11 x PCIe3.0 Slots 4 x GLAN + 1 Dedicated IPMI 2U Rack Mount Chassis
Serverboard Chipset	SUPER● X110Pi-CPU Intel® C621 chipset	SUPER● X11QPH+ Intel® C621 chipset	SUPER● X11QPH+ Intel® C621 chipset
System Memory (Max.)*	Up to 24TB 3DS ECC DDR4-2933 MHz RDIMM/LRDIMM in 96 DIMM slots; Up to 24TB Intel® Optane™ DC Persistent Memory (Cascade Lake only)	Up to 12TB 3DS ECC DDR4-2933 MHz RDIMM/LRDIMM in 48 DIMM slots; Up to 12TB Intel® Optane™ DC Persistent Memory (Cascade Lake only)	Up to 12TB 3DS ECC DDR4-2933 MHz RDIMM/LRDIMM in 48 DIMM slots; Up to 12TB Intel® Optane™ DC Persistent Memory (Cascade Lake only)
Expansion Slots	23 or 39 (OEM) PCI-E 3.0 slots include 8 FH x16 PCI-E cards or 8 GPUs or 16 U.2 NVMe + 8 FHFL x16 PCI-E cards or 16 U.2 NVMe + 2 LP x8 (in x16 slot) PCI-E internal cards (storage module) + 5 FHHL x16 PCI-E cards (rear)	6 PCI-E 3.0 x16 and 10 PCI-E 3.0 x8 PCI-E slots	2 LPHL PCI-E 3.0 x16 (Left-internal) + 2 LPHL PCI-E 3.0 x16 (Right-internal), 2 Double Width FH PCI-E 3.0 x16 (Rear) + 1 LPHL PCI-E 3.0 x8 (Rear) + 2 FHFL PCI-E 3.0 x8 (Rear) + 2 FHHL PCI-E 3.0 x8 (Rear)
Onboard Storage Controller	Intel C621 including 2 SATA3 (SATA DOM), 2 M.2 (SATA3/NVMe), 8HDD (SATA3), 1TPM Header, and 1 VROC key header	Intel® C621 including 2 SATA3 (SATA DOM), 1 TPM header, and 1 VROC key header	Intel® C621 including 2 SATA3 (SATA DOM), 12 SATA3 (HDD/SSD), 1 TPM header, and 1 VROC key header
Connectivity	4-port 10GBASE-T Ethernet SIOM (Intel® X550 10GbE controller)	4x 10GBASE-T ports via AOC-4UR66-I4XTF-P	4x Gigabit Ethernet ports via AOC-2UR66-i4G
VGA/Audio	1 VGA by Aspeed AST2500 BMC	1 x VGA, 1 Aspeed AST2500 BMC	1 x VGA, 1 Aspeed AST2500 BMC;
Management	Aspeed 2500 1 Port IPMI on AOM	Intel® Node Manager; IPMI2.0; NMI; SMCBU and SMM; SuperDoctor® 5; Watchdog;	Intel® Node Manager; IPMI2.0; NMI; SMCBU and SMM; SuperDoctor® 5; Watchdog;
Drive Bays	16 hot swap 2.5" SAS3 HDDs (w/ RAID cards) 8 2.5" or 6 3.5" internal HDDs (w/ RAID cards)	24 hot-swap 3.5" SAS3/SATA3 drives supported via optional Add-on RAID controller card; 8 Hybrid ports with NVMe supported via optional Add-on card	24 hot-swap 2.5" SAS3/SATA3 drives supported via optional Add-on RAID controller card; 4 Hybrid ports with NVMe supported via optional Add-on card
Peripheral Bays	N/A	No Peripheral Drive	No Peripheral Drive;
Power Supply	5x 1600W (N+2 Redundant), Titanium Level power supply w/ PMBus	3+1 1600W Redundancy Platinum Level Power Supply	1600W Redundant Titanium Level Power Supply;
Cooling System	8 92x92x76 mm, 10.5K-10.8K RPM, Counter-rotating Exhaust Hot-Swappable Rear Fans	8x 9CM Heavy Duty Fans with Speed Control	4 X 8cm Heavy Duty Fan
Form Factor	448 x 310 x 733mm (17.63" x 12.2" x 28.87")	4U Rackmount	437 x 89 x 780mm (17.2" x 3.5" x 30.7")

* Please check with your Supermicro sales representative and website for compatibility and configuration details

8/4-Way MP



7U 8-Way
Up to 24TB memory capacity, 15 PCI-E 3.0 slots
16 NVMe/12SAS3 option



2U 4-Way
48 DDR4 DIMMs
11 PCI-E 3.0 slot, SAS/NVMe available



MODEL	SYS-7088B-TR4FT	SYS-2048U-RTR4
Processor Support	Eight Intel® Xeon® Processor E7-8800 v4/v3 product families supported, QPI up to 9.6GT/s	Quad Intel® Xeon® processor E5-4600 v4/v3 product families supported, QPI up to 9.6GT/s
Key Applications	<ul style="list-style-type: none"> High End Enterprise Server ERP, CRM Database Applications Research lab/National Lab Virtualization High-performance computing 	<ul style="list-style-type: none"> Virtualization High End Enterprise Server Cloud Computing DataCenter Applications HPC
Outstanding Features	<ul style="list-style-type: none"> X10 EX 8-Way 192 cores Up to 192 DDR4 Memory DIMMs Up to 24TB (Broadwell), or 12 TB (Haswell) Up to 15 PCI-E FH slots Up to 16 optional U.2 NVMe support Optional up to 8 GPUs 4x 10G LAN + 1 dedicated IPMI 	<ul style="list-style-type: none"> Up to 88 cores per system 48 DDR4 up to 6TB Memory 4 NVMe SSD ports Ready Up to 11 PCI-E3.0 Slots 4 GLAN + 1 Dedicated IPMI 2U Rack Mount Chassis
Serverboard	SUPER● X10OBI-CPU	SUPER● X10QRH+
Chipset	Intel® C602J chipset	Intel® C612 chipset
System Memory (Max.)*	Up to 24TB DDR4 (128GB LRDIMM); 192 DIMM slots	Up to 6TB DDR4 (128GB LRDIMM); up to 2400MHz; 48 DIMM slots
Expansion Slots	15 PCI-E 3.0 FH slots (8 PCI-E 3.0 x16 + 7 PCI-E 3.0 x8) (16 2.5" NVMe optional support + 7 PCI-E slots)	9 PCI-E 3.0 x8; 2 PCI-E 3.0 x16
Onboard Storage Controller	Intel® C602J including 2 SATA3 (SATA DOM) + 4 SATA2 (2 M.2, 2 HDD)	Intel® C612 for 10 SATA3 (6 Gbps) ports; RAID 0,1,5,10, including 8 HDD and 2 SATADOM
Connectivity	4-port 10GBase-T Ethernet SIOM (Intel® X550 10GbE controller); 1 Port IPMI	Quad LAN with Intel® i350 Gigabit Ethernet Controller
VGA/Audio	AST2400 VGA	AST2400 VGA
Management	IPMI 2.0 + KVM with dedicated LAN, Intel® Node Manager, SUM, SPM, SSM, SuperDoctor® 5, Watchdog	IPMI 2.0 + KVM with dedicated LAN, Intel® Node Manager, SUM, SPM, SSM, SuperDoctor® 5, Watchdog
Drive Bays	12x hot swap 2.5" SAS3 HDDs (w/ RAID cards); 20x 2.5" or 6x 3.5" internal HDDs (w/ RAID cards)	24 hot-swap 2.5" SAS3 drive support via extra Add-on RAID controller card; 4 Hybrid ports with NVMe support via extra Add-on card
Peripheral Bays	7U Rackmountable Rackmount Kit	N/A
Power Supply	5x 1600W (N+1 Redundant) Titanium Level power supplies with PMBus	1000W Redundant Titanium Level power supplies; 2000W power supply options available
Cooling System	8x 9cm Hot-Swappable Counter-Rotating Rear Fans	4x 8cm heavy duty fans with speed control
Form Factor	7U Rackmount 448 x 310 x 733mm (17.63" x 12.2" x 28.87") Gross Weight: 208lbs (94.35kg)	2U Rackmount 437 x 89 x 780mm (17.2" x 3.5" x 30.7")

* Please check with your Supermicro sales representative and website for compatibility and configuration details

8/4-Way MP



EX 4-Way
E7-8800/4800 v4/v3,
32 DDR4 DIMMs in 2U



EX 4-Way
E7-8800/4800 v4/v3,
32 DDR4 DIMMs in 2U



MODEL	SYS-8028B-TR4F	SYS-8028B-COR4FT
Processor Support	Quad Intel® Xeon® Processor E7-8800/4800 v4/v3 product families supported, QPI up to 9.6GT/s	Quad Intel® Xeon® Processor E7-8800/4800 v4/v3 product families supported, QPI up to 9.6GT/s
Key Applications	<ul style="list-style-type: none"> • Compute Intensive Application • Mission-critical applications • Enterprise Server 	<ul style="list-style-type: none"> • Finance, Banking, e-Commerce • Compute Intensive Application • Mission-critical applications • Enterprise Server
Outstanding Features	<ul style="list-style-type: none"> • Up to 96 cores per system • Up to 4TB DDR4 memory capacity in 32 DIMM slots • 2U 4-way system • 4 PCI-E 3.0 support • 1400W Redundant Platinum Level Digital (94%+) high-efficiency power supplies with I²C & PMBus 	<ul style="list-style-type: none"> • Up to 96 cores per system • Up to 4TB DDR4 memory capacity in 32 DIMM slots • 2U 4-way system • 4 PCI-E 3.0 support • Broadcom® 3008 on board • 1400W Redundant Platinum Level Digital (94%+) high-efficiency power supplies with I²C & PMBus
Serverboard	SUPER® X10QBL-4	SUPER® X10QBL-4CT
Chipset	Intel® C602J chipset	Intel® C602J chipset
System Memory (Max.)*	Up to 4TB ECC DDR4 (128GB LRDIMM), speed up to 1866MHz; 32 DIMM slots	Up to 4TB ECC DDR4 (128GB LRDIMM), speed up to 1866MHz; 32 DIMM slots
Expansion Slots	2 PCI-E 3.0 x16 LP slot; 2 PCI-E 3.0 x8 LP slot	2 PCI-E 3.0 x16 LP slot; 2 PCI-E 3.0 x8 LP slot
Onboard Storage Controller	Intel® C602J for 2 SATA3 (6 Gbps) ports; 4 SATA2 (3 Gbps); RAID 0,1,5,10	Intel® C602J for 2 SATA3 (6 Gbps) ports; 4 SATA2 (3 Gbps); RAID 0,1,5,10; Broadcom® 3008 SW controller on board
Connectivity	Dual LAN with Intel® i350 Gigabit Ethernet Controller	Dual LAN with Intel® X540 10GBase-T Ethernet Controller
VGA/Audio	AST2400 VGA	AST2400 VGA
Management	IPMI 2.0 + KVM with dedicated LAN, Intel® Node Manager, SUM, SPM, SSM, SuperDoctor® 5, Watchdog	IPMI 2.0 + KVM with dedicated LAN, Intel® Node Manager, SUM, SPM, SSM, SuperDoctor® 5, Watchdog
Drive Bays	6x 3.5" hot-swap SATA drive bays	6x 3.5" hot-swap SAS2 drive bays (through SAS2 Backplane)
Peripheral Bays	N/A	N/A
Power Supply	1400W Redundant Platinum Level Digital (94%+) high-efficiency power supplies	1400W Redundant Platinum Level Digital (94%+) high-efficiency power supplies
Cooling System	3x 8cm heavy duty fans with speed control	3x 8cm heavy duty fans with speed control
Form Factor	2U Rackmount 437 x 89 x 709mm (17.2" x 3.5" x 27.9")	2U Rackmount 437 x 89 x 709mm (17.2" x 3.5" x 27.9")

* Please check with your Supermicro sales representative and website for compatibility and configuration details

8/4-Way MP

EX 4-Way
E7-8800/4800 v4/v3,
32 DDR4 DIMMs in 4U Tower/Rackmount



EX 4-Way
E7-8800/4800 v4/v3,
32 DDR4 DIMMs in 4U Tower/Rackmount



MODEL	SYS-8048B-TR4F	SYS-8048B-COR4FT
Processor Support	Quad Intel® Xeon® Processor E7-8800/4800 v4/v3 product families supported, QPI up to 9.6GT/s	Quad Intel® Xeon® Processor E7-8800/4800 v4/v3 product families supported, QPI up to 9.6GT/s
Key Applications	<ul style="list-style-type: none"> • Compute Intensive Application • Mission-critical applications • Enterprise Server 	<ul style="list-style-type: none"> • Finance, Banking, e-Commerce • Compute Intensive Application • Mission-critical applications • Enterprise Server
Outstanding Features	<ul style="list-style-type: none"> • Up to 96 cores per system • Up to 4TB DDR4 memory capacity in 32 DIMM slots • 4U 4-way system • 4 PCI-E 3.0 support • 1400W Redundant Platinum Level Digital (94%+) high-efficiency power supplies with I²C & PMBus 	<ul style="list-style-type: none"> • Up to 96 cores per system • Up to 4TB DDR4 memory capacity in 32 DIMM slots • 4U 4-way system • 4 PCI-E 3.0 support • Broadcom® 3008 on board • 1400W Redundant Platinum Level Digital (94%+) high-efficiency power supplies with I²C & PMBus
Serverboard	SUPER● X10QBL-4	SUPER● X10QBL-4CT
Chipset	Intel® C602J chipset	Intel® C602J chipset
System Memory (Max.)*	32 DIMM slots, Up to 4TB ECC DDR4 (128GB LRDIMM), speed up to 1866MHz; 32 DIMM slots	32 DIMM slots, Up to 4TB ECC DDR4 (128GB LRDIMM), speed up to 1866MHz; 32 DIMM slots
Expansion Slots	2 PCI-E 3.0 x16 FH slot; 2 PCI-E 3.0 x8 FH slot	2 PCI-E 3.0 x16 FH slot; 2 PCI-E 3.0 x8 FH slot
Onboard Storage Controller	Intel® C602J for 2 SATA3 (6 Gbps) ports; 4 SATA2 (3 Gbps); RAID0,1,5,10	Intel® C602J for 2 SATA3 (6 Gbps) ports; 4 SATA2 (3 Gbps); RAID0,1,5,10; Broadcom® 3008 SW controller on board
Connectivity	Dual LAN with Intel® i350 Gigabit Ethernet Controller	Dual LAN with Intel® X540 10GBase-T Ethernet Controller
VGA/Audio	AST2400 VGA	AST2400 VGA
Management	IPMI 2.0 + KVM with dedicated LAN, Intel® Node Manager, SUM, SPM, SSM, SuperDoctor® 5, Watchdog	IPMI 2.0 + KVM with dedicated LAN, Intel® Node Manager, SUM, SPM, SSM, SuperDoctor® 5, Watchdog
Drive Bays	5x 3.5" hot-swap SATA/SAS drive bays	5x 3.5" hot-swap SAS2 drive bays (through SAS2 Backplane)
Peripheral Bays	3x 5.25" peripheral bays; Optional 2x M28SAB-OEM (SAS3 Mobile Rack)	3x 5.25" peripheral bays; Optional 2x M28SAB-OEM (SAS3 Mobile Rack)
Power Supply	1400W Redundant Platinum Level Digital (94%+) high-efficiency power supplies with I ² C & PMBus	1400W Redundant Platinum Level Digital (94%+) high-efficiency power supplies with I ² C & PMBus
Cooling System	3x 9cm mid fans + 3x 8cm rear fans with speed control	3x 9cm mid fans + 3x 8cm rear fans with speed control
Form Factor	4U Rackmount/Tower 462 x 178 x 721mm (18.2" x 7" x 28.4")	4U Rackmount/Tower 462 x 178 x 721mm (18.2" x 7" x 28.4")

* Please check with your Supermicro sales representative and website for compatibility and configuration details

8/4-Way MP

EX 4-Way

E7-8800/4800 v4/v3, 32 DDR3 DIMMs in 2U



EX 4-Way

E7-8800/4800 v4/v3, 32 DDR3 DIMMs in 4U Tower/Rackmount



MODEL	SYS-8028B-TR3F SYS-8028B-COR3FT	SYS-8048B-TR3F SYS-8048B-COR3FT
Processor Support	Quad Intel® Xeon® Processor E7-8800/4800 v4/v3 product families supported, QPI up to 9.6GT/s	Quad Intel® Xeon® Processor E7-8800/4800 v4/v3 product families supported, QPI up to 9.6GT/s
Key Applications	<ul style="list-style-type: none"> • Compute Intensive Application • Mission-critical applications • Enterprise Server 	<ul style="list-style-type: none"> • Compute Intensive Application • Mission-critical applications • Enterprise Server
Outstanding Features	<ul style="list-style-type: none"> • Up to 96 cores per system • Up to 2TB DDR3 memory capacity in 32 DIMM slots • 2U 4-way system • 4 PCI-E 3.0 support • -COR3FT: Broadcom® 3008 on board • 1400W Redundant Platinum Level Digital (94%+) high-efficiency power supplies with I²C & PMBus 	<ul style="list-style-type: none"> • Up to 96 cores per system • Up to 2TB DDR3 memory capacity in 32 DIMM slots • 4U 4-way system • 4 PCI-E 3.0 support • -COR3FT: Broadcom® 3008 on board • 1400W Redundant Platinum Level Digital (94%+) high-efficiency power supplies with I²C & PMBus
Serverboard	-TR3F: SUPER● X10QBL -COR3FT: SUPER● X10QBL-CT	-TR3F: SUPER● X10QBL -COR3FT: SUPER● X10QBL-CT
Chipset	Intel® C602J chipset	Intel® C602J chipset
System Memory (Max.)*	Up to 2TB ECC DDR3 (64GB LRDIMM), speed up to 1600MHz (32GB LRDIMM); 32 DIMM slots	32 DIMM slots, Up to 2TB ECC DDR3 (64GB LRDIMM), up to 1600MHz (32GB LR-DIMM); 32 DIMM slots
Expansion Slots	2 PCI-E 3.0 x16 LP slot; 2 PCI-E 3.0 x8 LP slot	2 PCI-E 3.0 x16 FH slot; 2 PCI-E 3.0 x8 FH slot
Onboard Storage Controller	Intel® C602J for 2 SATA3 (6 Gbps) ports; -TR3F: 4 SATA2 (3 Gbps); RAID0,1,5,10; -COR3FT: 4 SATA2 (3 Gbps); RAID0,1,5,10; Broadcom® 3008 SW controller on board	Intel® C602J for 2 SATA3 (6 Gbps) ports; -TR3F: 4 SATA2 (3 Gbps); RAID0,1,5,10; -COR3FT: 4 SATA2 (3 Gbps); RAID0,1,5,10; Broadcom® 3008 SW controller on board
Connectivity	-TR3F: Dual LAN with Intel® i350 Gigabit Ethernet Controller; -COR3FT: Dual LAN with Intel® X540 10GBase-T Ethernet Controller	-TR3F: Dual LAN with Intel® i350 Gigabit Ethernet Controller; -COR3FT: Dual LAN with Intel® X540 10GBase-T Ethernet Controller
VGA/Audio	AST2400 VGA	AST2400 VGA
Management	IPMI 2.0 + KVM with dedicated LAN, Intel® Node Manager, SUM, SPM, SSM, SuperDoctor® 5, Watchdog	IPMI 2.0 + KVM with dedicated LAN, Intel® Node Manager, SUM, SPM, SSM, SuperDoctor® 5, Watchdog
Drive Bays	6x 3.5" hot-swap SATA drive bays	5x 3.5" hot-swap SATA/SAS drive bays
Peripheral Bays	N/A	3x 5.25" peripheral bays; Optional 2x M28SAB-OEM (SAS3 Mobile Rack)
Power Supply	1400W Redundant Platinum Level Digital (94%+) high-efficiency power supplies	1400W Redundant Platinum Level Digital (94%+) high-efficiency power supplies with I ² C & PMBus
Cooling System	3x 8cm heavy duty fans with speed control	3x 9cm mid fans + 3x 8cm rear fans with speed control
Form Factor	2U Rackmount 437 x 89 x 709mm (17.2" x 3.5" x 27.9")	4U Rackmount/Tower 462 x 178 x 721mm (18.2" x 7" x 28.4")

* Please check with your Supermicro sales representative and website for compatibility and configuration details

8/4-Way MP



EX 4-Way
E7-8800/4800 v4/v3, 96 DDR4 DIMMs,
Up to 12TB memory capacity, 11 PCI-E 3.0 slots; SAS2 (6 Gbps)



EX 4-Way
E7-8800/4800 v4/v3, 96 DDR4 DIMMs,
Up to 12TB memory capacity, 11 PCI-E 3.0 slots; SAS3 (12 Gbps)



MODEL	SYS-8048B-TR4FT	SYS-4048B-TR4FT
Processor Support	Quad Intel® Xeon® Processor E7-8800/4800 v4/v3 product families supported, QPI up to 9.6GT/s	Quad Intel® Xeon® Processor E7-8800/4800 v4/v3 product families supported, QPI up to 9.6GT/s
Key Applications	<ul style="list-style-type: none"> • Business Intelligence • ERP, CRM • Database Applications • Research lab/National Lab • Virtualization 	<ul style="list-style-type: none"> • Business Intelligence • ERP, CRM • Database Applications • Research lab/National Lab • Virtualization
Outstanding Features	<ul style="list-style-type: none"> • Up to 96 CPU cores per system • Up to 12TB in 96 memory DIMMs • Up to 11 PCI-E 3.0 slots • Up to 24 3.5" HDDs, SAS 2.0 (6Gbps) • Up to 4x 1620W Redundant Platinum Level (94%) power supplies 	<ul style="list-style-type: none"> • Up to 96 CPU cores per system • Up to 12TB in 96 memory DIMMs • Up to 11 PCI-E 3.0 slots • Up to 48 SAS 3.0 (12Gbps) 2.5" drive bays • Up to 4x 1620W Redundant Platinum Level (94%) power supplies
Serverboard	SUPER X10QBi	SUPER X10QBi
Chipset	Intel® C602J chipset	Intel® C602J chipset
System Memory (Max.)*	Up to 12TB ECC DDR4 with 128GB 3DS LRDIMM (8x memory module board: X10QBi-MEM2), speed up to 1866MHz; 96 DIMM slots	Up to 12TB ECC DDR4 with 128GB 3DS LRDIMM (8x memory module board: X10QBi-MEM2), speed up to 1866MHz; 96 DIMM slots
Expansion Slots	11 PCI-E 3.0 slots (4x PCI-E3.0 x16 + 7x PCI-E3.0 x8) with 4 memory module boards; 8 PCI-E 3.0 slots (4x PCI-E3.0 x16 + 4x PCI-E3.0 x8) with 8 memory module boards	11 PCI-E 3.0 slots (4x PCI-E3.0 x16 + 7x PCI-E3.0 x8) with 4 memory module boards; 8 PCI-E 3.0 slots (4x PCI-E3.0 x16 + 4x PCI-E3.0 x8) with 8 memory module boards
Onboard Storage Controller	Intel® C602J for 2 SATA3 (6 Gbps) ports and 4 SATA2 (3 Gbps)	Intel® C602J for 2 SATA3 (6 Gbps) ports and 4 SATA2 (3 Gbps)
Connectivity	Dual 10GBase-T ports with Intel® X540 controller on AOM card	Dual 10GBase-T ports with Intel® X540 controller on AOM card
VGA/Audio	AST2400 VGA	AST2400 VGA
Management	IPMI 2.0 + KVM with dedicated LAN, Intel® Node Manager, SUM, SPM, SSM, SuperDoctor® 5, Watchdog	IPMI 2.0 + KVM with dedicated LAN, Intel® Node Manager, SUM, SPM, SSM, SuperDoctor® 5, Watchdog
Drive Bays	24 hot-swap 3.5" SAS2 drive support via extra Add-on RAID controller card	24 hot-swap 2.5" SAS3 drive support via extra Add-on RAID controller card; optional: up to 48 hot-swap 2.5" SAS3 drives support via extra backplane + add-on RAID controller card
Peripheral Bays	N/A	N/A
Power Supply	(N+1) Redundant 1620W up to 4 Platinum Level (94%) power supplies	(N+1) Redundant 1620W up to 4 Platinum Level (94%) power supplies
Cooling System	4x 9cm mid fans + 3x 8cm rear fans with speed control; optional 2 additional 8cm rear fans	4x 9cm mid fans + 3x 8cm rear fans with speed control; optional 2 additional 8cm rear fans
Form Factor	4U Rackmount 437 x 178 x 846mm (17.2" x 7" x 33.3")	4U Rackmount 437 x 178 x 795mm (17.2" x 7" x 31.3")

* Please check with your Supermicro sales representative and website for compatibility and configuration details

8/4-Way MP



EX 4-Way
E7-8800/4800 v4/v3, 96 DDR3 DIMMs,
up to 6TB memory capacity, 11 PCI-E 3.0 slots; SAS2 (6 Gbps)



EX 4-Way
E7-8800/4800 v4/v3, 96 DDR3 DIMMs,
up to 6TB memory capacity, 11 PCI-E 3.0 slots; SAS3 (12 Gbps)



MODEL	SYS-8048B-TRFT	SYS-4048B-TRFT
Processor Support	Quad Intel® Xeon® Processor E7-8800/4800 v4/v3 product families supported, QPI up to 9.6GT/s	Quad Intel® Xeon® Processor E7-8800/4800 v4/v3 product families supported, QPI up to 9.6GT/s
Key Applications	<ul style="list-style-type: none"> • Business Intelligence • ERP CRM • Database • Virtualization • Research Lab/National Lab 	<ul style="list-style-type: none"> • Business Intelligence • ERP CRM • Database • Virtualization • Research Lab/National Lab
Outstanding Features	<ul style="list-style-type: none"> • Up to 96 CPU cores per system • Up to 6TB in 96 memory DIMMs • Up to 11 PCI-E 3.0 slots • Up to 24 SAS 2.0 (6Gbps) 3.5" drive bays • Independent power and cooling controls • Up to 4x 1620W Redundant Platinum Level (94%) power supplies 	<ul style="list-style-type: none"> • Up to 96 CPU cores per system • Up to 6TB in 96 memory DIMMs • Up to 11 PCI-E 3.0 slots • Up to 48 SAS 3.0 (12Gbps) 2.5" drive bays • Independent power and cooling controls • Up to 4x 1620W Redundant Platinum Level (94%) power supplies
Serverboard	SUPER● X10QBi / X10QBi-MEM1 / AOM-X10QBi-A	SUPER● X10QBi / X10QBi-MEM1 / AOM-X10QBi-A
Chipset	Intel® C602J chipset	Intel® C602J chipset
System Memory (Max.)*	Up to 6TB ECC DDR3 RDIMM/LRDIMM (8x memory module board: X10QBi-MEM2), speed up to 1866MHz; 96 DIMM slots	Up to 6TB ECC DDR3 RDIMM/LRDIMM (8x memory module board: X10QBi-MEM2), speed up to 1866MHz; 96 DIMM slots
Expansion Slots	11 PCI-E 3.0 slots (4x PCI-E3.0 x16 + 7x PCI-E3.0 x8) with 4 memory module boards; 8 PCI-E 3.0 slots (4x PCI-E3.0 x16 + 4x PCI-E3.0 x8) with 8 memory module boards	11 PCI-E 3.0 slots (4x PCI-E3.0 x16 + 7x PCI-E3.0 x8) with 4 memory module boards; 8 PCI-E 3.0 slots (4x PCI-E3.0 x16 + 4x PCI-E3.0 x8) with 8 memory module boards
Onboard Storage Controller	Intel® C602J for 2 SATA3 (6 Gbps) ports and 4 SATA3 (3 Gbps)	Intel® C602J for 2 SATA3 (6 Gbps) ports and 4 SATA3 (3 Gbps)
Connectivity	Dual 10GBase-T ports with Intel® X540 controller on AOM card	Dual 10GBase-T ports with Intel® X540 controller on AOM card
VGA/Audio	AST2400 VGA	AST2400 VGA
Management	IPMI 2.0 + KVM with dedicated LAN, Intel® Node Manager, SUM, SPM, SSM, SuperDoctor® 5, Watchdog	IPMI 2.0 + KVM with dedicated LAN, Intel® Node Manager, SUM, SPM, SSM, SuperDoctor® 5, Watchdog
Drive Bays	24 hot-swap 3.5" SAS2 drive support via extra Add-on RAID controller card	24 hot-swap 2.5" SAS3 drive support via extra Add-on RAID controller card; optional: up to 48 hot-swap 2.5" SAS3 drives support via extra backplane + add-on RAID controller card
Peripheral Bays	N/A	N/A
Power Supply	(N+1) Redundant 1620W Platinum Level (94%) power supplies	(N+1) Redundant 1620W Platinum Level (94%) power supplies
Cooling System	4x 9cm mid fans + 3x 8cm rear fans with speed control; optional 2 additional 8cm rear fans	4x 9cm mid fans + 3x 8cm rear fans with speed control; optional 2 additional 8cm rear fans
Form Factor	4U Rackmount 437 x 178 x 846mm (17.2" x 7" x 33.3")	4U Rackmount 437 x 178 x 795mm (17.2" x 7" x 31.3")

* Please check with your Supermicro sales representative and website for compatibility and configuration details

8/4-Way MP

MicroCloud

Intel® Xeon® Scalable Processors Supported (Cascade Lake/Skylake)



24/12/8 Modular UP Server Nodes in 3U • High-Density, High-Performance

- High-Efficiency, and Cost-Effective • Easy-to-Service
- Space Saving, Optimized for Cloud Computing and Web Hosting




NEW!

SYS-5039MD8-H8TNR
SYS-5039MD18-H8TNR

8 UP Nodes

65W 8-core / 86W 18-core SoC
8 sets of 2x 3.5" SATA3 HDD; or 2x 2.5" Hybrid SATA3/NVMe
w/ optional kits, 2x M.2 support
1x PCI-E 3.0 x16 (low profile)



NEW!

SYS-5039MA8-H12RFT
SYS-5039MA16-H12RFT

12 UP Nodes

21W 8-core / 32W 16-core
12 set of 2x 3.5" SATA3 HDD; or 4x 2.5" SATA3; or 2x 2.5" NVMe + 2x 2.5" SATA3;
or 2x 2.5" NVMe + 1x 3.5" SATA3
2x M.2 support



SYS-5039MS-H8TRF (KabyLake)
SYS-5038MD-H8TRF (XeonD)
SYS-5038MR-H8TRF (Broadwell)
SYS-5038ML-H8TRF (Haswell)

8 Hot-pluggable Nodes in 3U
(Rear I/O)
2x 2.5"/3.5" HDD per node



SYS-5039MS-H12TRF (KabyLake)
SYS-5038ML-H12TRF (Haswell)

12 Hot-pluggable Nodes in 3U
(Front I/O)
2x 2.5" or 4x 2.5" HDD per node



SYS-5038MD-H24TRF (XeonD)
SYS-5038MA-H24TRF (Avoton)
SYS-5038ML-H24TRF (Haswell)

24 UP Nodes
24 set of 2x 2.5" SATA3 HDD; or
24 set of 4x 2.5" Slim SSD w/ optional kit

The Supermicro MicroCloud modular server system provides the high density, performance, efficiency and cost effectiveness required for today's demanding server deployments. The 24/12/8 modular server nodes are conveniently integrated into a compact 3U chassis that is less than 30 inches deep, saving over 76% of rack space when compared to traditional 1U servers. The cable-less, hot-pluggable server nodes operate independently. Each node provides up to Up to 128GB DDR4-2400/1866/1600MHz of ECC Unbuffered DIMM or 128GB RDIMM / 256GB LRDIMM / 512GB LRDIMM ECC DDR4 memory, one PCI-E 3.0 x16 expansion slot for low-profile add-on card, and 2x 2.5" NVMe, 2x 3.5", or 4x 2.5" HDDs. The MicroCloud system utilizes redundant Titanium Level (96%) high-efficiency power supplies and sophisticated cooling zone controls for a Green energy profile. Each node is powered by the latest Intel® Xeon® Processor E3-1200 v6 (up to 85W) or Intel® Xeon® Processor E5-2600 v4/v3 (up to 145W) or Intel® Xeon® processor D (65W/86W) product families.

MicroCloud
3U 12 nodes Intel® Xeon® E 2100

MicroCloud
3U 12 nodes Intel® Xeon® E 2100



MODEL	SYS-5039MC-H8TRF	SYS-5039MC-H12TRF
Processor Support	Single socket H4 (LGA 1151) supports Intel® Xeon® Processor E-2100 series, 8th Gen. Intel® Core™ i3/Pentium®/Celeron®; Intel® C246 chipset	12 set of Intel® Coffee Lake Xeon® processor E2100, Intel® 8th Gen Core™ i3,6 cores, support up to 95W
Key Applications	<ul style="list-style-type: none"> • Cloud Computing • Web Cache • Web Hosting, VM • Social Networking • Corporate-WINS, DNS, Print, Login 	<ul style="list-style-type: none"> • Cloud Computing • Web Cache • Web Hosting, VM • Social Networking • Corporate- WINS, DNS, Print, Login
Outstanding Features	<ul style="list-style-type: none"> • Up to 8x hot-pluggable node in 3U chassis • 1 PCI-E 3.0 (x8) Low-profile • High density, enterprise performance, cost effective • Redundant 2000W Titanium Level high-efficiency power supplies • Hot-swappable SAS/SATA3 HDDs • 2 NVMe M.2 Support 	<ul style="list-style-type: none"> • 12 UP hot-pluggable nodes in 3U • Flexible HDD selection, 2x 3.5" SATA3 or 4x 2.5" SATA3 or 2x 2.5" NVMe plus 2x 2.5" SATA3 or 2x 2.5" NVMe plus 1x 3.5" SATA 3 • 1 M.2 SATA3 or NVMe support • 2000W High Efficiency (96%) Titanium Level Redundant Power Supplies • UID LED • Centralized dedicated management switch port
Serverboard	SUPER [®]	SUPER [®] X11SCE-F
Chipset	Intel® C246 chipset	Intel® C246 chipset
System Memory (Max.)*	8 set of up to 128GB Unbuffered ECC Low Profile DDR4 2666MHz in 4 DIMM sockets	12 set of up to 128GB Unbuffered ECC Very Low Profile DDR4 2666MHz in 4 DIMM sockets
Expansion Slots	8 set of PCI-E 3.0 x8 LP slot and 8 set of Micro-LP slots (MicroLP upgradable)	12 set of Micro-LP slots (MicroLP upgradable)
Onboard Storage Controller	8 set of Intel® C246 controller for 2 SATA3 (6Gbps) ports; RAID 0, 1,5,10: Selected low-profile RAID or HBA RAID card to support SAS HDD	12 set of Intel® C246 controller for 2 SATA3 (6Gbps) ports; RAID 0, 1, 5,10
Connectivity	8 set of Dual LAN Intel® i350 Gbe LAN controller (via MLP)	12 set of Dual LAN Intel® i350 Gbe LAN controller (via MLP)
VGA/Audio	8 set of Aspeed AST2500 graphics	12 set of Aspeed AST2500 graphics
Management	8 set of IPMI 2.0 + KVM with dedicated LAN, Intel Node Manager, SUM, SPM, SSM, SuperDoctor 5, Watchdog	IPMI 2.0 + KVM with dedicated LAN, Intel Node Manager, SUM, SPM, SSM, SuperDoctor 5, Watchdog
Drive Bays	8 set of 2x 3.5" SATA3 HDD or 2x 2.5" SATA3 w/ option kits	12 set of 2x 3.5" SATA3 HDD; or 4x 2.5" SATA3; or 2x 2.5" NVMe plus 2x 2.5" SATA3; or 2x 2.5" NVMe plus 1x 3.5" SATA3
Peripheral Bays	N/A	N/A
Power Supply	2000W Redundant Titanium Level high-efficiency power supplies	2000W Redundant Titanium Level high-efficiency power supplies
Cooling System	4x 8cm Heavy duty fans with optimal cooling zone	4x 9cm Heavy duty fans with optimal cooling zone
Form Factor	(17.26" x 5.21" x 23.2")	(17.5" x 5.21" x 29.5")(28.35" x 16.1" x 42.36")

*Please check with your Supermicro sales representative and website for compatibility and configuration details

MicroCloud
3U 12 nodes Denverton

MicroCloud
3U 12 nodes Denverton

MicroCloud
3U 8 nodes Intel® Xeon® D 2100



MODEL	SYS-5039MA8-H12RFT	SYS-5039MA16-H12RFT	SYS-5039MD8-H8TNR
Processor Support	Intel® Atom® Processor C3750, Single Socket FCBGA1310 supported, CPU TDP support 21W	Intel® Atom® Processor C3955, Single Socket FCBGA1310 supported, CPU TDP support 32W	Intel® Xeon® Processor D-2141I, 8-Cores, 16 Threads, CPU TDP support 65W
Key Applications	<ul style="list-style-type: none"> Cloud Computing Web Cache Web Hosting, VM Social Networking Corporate- WINS, DNS, Print, Login 	<ul style="list-style-type: none"> Cloud Computing Web Cache Web Hosting, VM Social Networking Corporate- WINS, DNS, Print, Login 	<ul style="list-style-type: none"> Cloud Computing Web Cache Web Hosting, VM Social Networking CDN Intel® Xeon® Processor D-2141I, 8-Cores, 16 Threads, CPU TDP support 65W
Outstanding Features	<ul style="list-style-type: none"> 12 UP hot-pluggable nodes in 3U Flexible HDD selection, 2x 3.5" SATA3 or 4x 2.5" SATA3 or 2x 2.5" NVMe plus 2x 2.5" SATA3 or 2x 2.5" NVMe plus 1x 3.5" SATA 3 2 M.2 SATA3 or NVMe support 2000W High Efficiency (96%) Titanium Level Redundant Power Supplies UID LED Centralized dedicated management switch port 	<ul style="list-style-type: none"> 12 UP hot-pluggable nodes in 3U Flexible HDD selection, 2x 3.5" SATA3 or 4x 2.5" SATA3 or 2x 2.5" NVMe plus 2x 2.5" SATA3 or 2x 2.5" NVMe plus 1x 3.5" SATA 3 2 M.2 SATA3 or NVMe support 2000W High Efficiency (96%) Titanium Level Redundant Power Supplies UID LED Centralized dedicated management switch port 	<ul style="list-style-type: none"> Up to 512GB ECC LRDIMM, up to 256GB ECC RDIMM DDR4-2133Mz; in 4 DIMM slots 2x 3.5" SATA3 or 2x 2.5" Hybrid SATA3/ NVMe w/ optional kits 1x PCIe3.0 x16, 1x Micro-LP, and 2x M.2 2x 1GbE port, 1x 1GbE centralized IPMI management port Redundant 1600W Titanium Level high-efficiency power supplies
Serverboard	SUPER® A2SD1-3750F	SUPER® A2SD1-3955F	SUPER® X11SDD-8C-F
Chipset	Intel® Denverton SoC	Intel® Denverton SoC	Intel® Xeon® Processor D SoC
System Memory (Max.)*	12 set of up to 128GB ECC VLP RDIMM Or 64GB ECC VLP UDIMM, DDR4-2400MHz, in 4 DIMM slots	12 set of up to 128GB ECC VLP RDIMM or 64GB ECC VLP UDIMM, DDR4-2400MHz, in 4 DIMM slots	Up to 512GB ECC LRDIMM, up to 256GB ECC RDIMM DDR4-2133Mz; in 4 DIMM slots
Expansion Slots	no PCI-E support	no PCIe support	8 set of 1 PCI-E 3.0 x16 (low profile)
Onboard Storage Controller	no RAID support	no RAID support	8 set of Intel® Xeon® Processor D SoC
Connectivity	Dual LAN Intel® 10GBase-T on board controller	Dual LAN Intel® 10GBase-T on board controller	8 set of Dual LAN Intel(R) i350 GbE LAN controller
VGA/Audio	12 set of Aspeed AST2400 graphics	12 set of Aspeed AST2400 graphics	on board VGA by KVM connector
Management	IPMI 2.0 + KVM with dedicated LAN, Intel Node Manager, SUM, SPM, SSM, SuperDoctor 5, Watchdog	IPMI 2.0 + KVM with dedicated LAN, Intel Node Manager, SUM, SPM, SSM, SuperDoctor 5, Watchdog	8 set of IPMI 2.0 + KVM with dedicated LAN, Intel(R) Node Manager, SUM, SPM, SSM, SuperDoctor(R) 5, Watchdog
Drive Bays	12 set of 2x 3.5" SATA3; or 4x 2.5" SATA3 or 2x 2.5" NVMe plus 2x 2.5" SATA3 (cannot support M.2); or 2x 2.5" NVMe plus 1x 3.5" SATA3 (support only 1 M.2)	12 set of 2x 3.5" SATA3; or 4x 2.5" SATA3; or 2x 2.5" NVMe plus 2x 2.5" SATA3; or 2x 2.5" NVMe plus 1x 3.5" SATA3	8 set of 2x 3.5" SATA3 HDD; or 2x 2.5" Hybrid SATA3/NVMe w/ optional kits
Peripheral Bays	N/A	N/A	N/A
Power Supply	2000W Redundant Titanium Level high-efficiency power supplies	2000W Redundant Titanium Level high-efficiency power supplies	1600W Redundant Titanium Level high-efficiency power supplies
Cooling System	4x 9cm power efficient fans with optimal cooling zone	4 x 9cm power efficient fans with optimal cooling zone	4x 8cm hot-swap cooling fans with fan speed control
Form Factor	(17.5" x 5.21" x 29.5")(28.35" x 16.1" x 42.36")	3U Rackmount 444.5mm x 132.5mm x 749.3mm (17.5" x 5.21" x 29.5") (17.5" x 5.21" x 29.5")(28.35" x 16.1" x 42.36")	438 x 132 x 589mm (17.26" x 5.21" x 23.2") Package: 667 x 296 x 864mm (26.26" x 11.65" x 34")

* Please check with your Supermicro sales representative and website for compatibility and configuration details

MicroCloud

MicroCloud

3U 8 nodes Intel® Xeon® D 2100

MicroCloud

3U 12 nodes Intel® Xeon® E3-1200 v6



MODEL	SYS-5039MD18-H8TNR	SYS-5039MS-H12TRF
Processor Support	Intel® Xeon® Processor D-2191, 18-Cores, 36 Threads, CPU TDP support 86W	12 set of Intel® Xeon® processor E3-1200 v5/v6, Intel® 7th Gen Core™ i3, Intel® Pentium®, Intel® Celeron® processors product family BIOS version 2.0 or above is required to support 7th Generation Intel® Core™ Processors and Intel® Xeon® Processor E3
Key Applications	<ul style="list-style-type: none"> • Cloud Computing • Web Cache • Web Hosting, VM • Social Networking • CDN 	<ul style="list-style-type: none"> • Cloud Computing • Web Cache • Web Hosting, VM • Social Networking • Corporate- WINS, DNS, Print, Login
Outstanding Features	<ul style="list-style-type: none"> • Intel® Xeon® Processor D-2191, 18-Cores, 36 Threads, CPU TDP support 86W • 2x 3.5" SATA3 or 2x 2.5" Hybrid SATA3/NVMe w/ optional kits • Up to 512GB ECC LRDIMM, up to 256GB ECC RDIMM DDR4-2400Mz; in 4 DIMM slots • 1x PCIe3.0 x16, 1x Micro-LP, and 2x M.2 • 2x 1GbE port, 1x 1Gbe centralized IPMI managemet port • Redundant 1600W Titanium Level high-efficiency power supplies 	<ul style="list-style-type: none"> • 12 UP hot-pluggable nodes in 3U • Flexible HDD selection, 2x 3.5" SATA3 or 4x 2.5" SATA3 or 2x 2.5" NVME plus 2x 2.5" SATA3 or 2x 2.5" NVME plus 1x 3.5" SATA 3 • 2000W High Efficiency (96%) Titanium Level Redundant Power Supplies • UID LED • Centralized dedicated management switch port
Serverboard	SUPER® X11SDD-18C-F	SUPER® X11SSE-F
Chipset	Intel® Xeon® Processor D SoC	Intel® C236 chipset
System Memory (Max.)*	Up to 512GB ECC LRDIMM, up to 256GB ECC RDIMM DDR4-2400Mz; in 4 DIMM slots	12 set of up to 64GB Unbuffered ECC Very Low Profile DDR4 2400MHZ in 4 DIMM sockets
Expansion Slots	8 set of 1 PCI-E 3.0 x16 (low profile)	12 set of Micro-LP slots (MicroLP upgradable)
Onboard Storage Controller	8 set of Intel® Xeon® Processor D SoC	12 set of Intel(R) C236 controller for 2 SATA3 (6Gbps) ports; RAID 0, 1, 5,10
Connectivity	8 set of Dual LAN Intel(R) i350 GbE LAN controller	12 set of Dual LAN Intel® i350 Gbe LAN controller
VGA/Audio	on board VGA by KVM connector	12 set of Aspeed AST2400 graphics
Management	8 set of IPMI 2.0 + KVM with dedicated LAN, Intel(R) Node Manager, SUM, SPM, SSM, SuperDoctor(R) 5, Watchdog	IPMI 2.0 + KVM with dedicated LAN, Intel Node Manager, SUM, SPM, SSM, SuperDoctor 5, Watchdog
Drive Bays	8 set of 2x 3.5" SATA3 HDD; or 2x 2.5" Hybrid SATA3/NVMe w/ optional kits	12 set of 2x 3.5" SATA3 HDD or 4x 2.5" SATA3 or 2x 2.5" NVME + 2x 2.5" SATA3
Peripheral Bays	N/A	N/A
Power Supply	1600W Redundant Titanium Level high-efficiency power supplies	2000W Redundant Titanium Level high-efficiency power supplies
Cooling System	4x 8cm hot-swap cooling fans with fan speed control	4x 9cm Heavy duty fans with optimal cooling zone
Form Factor	438 x 132 x 589mm (17.26" x 5.21" x 23.2") Package: 667 x 296 x 864mm (26.26" x 11.65" x 34")	(17.5" x 5.21" x 29.5")(28.35" x 16.1" x 42.36")

* Please check with your Supermicro sales representative and website for compatibility and configuration details



MicroCloud
8 UP Nodes



MicroCloud
8 UP Nodes



MODEL	SYS-5039MS-H8TRF	SYS-5038MD-H8TRF
Processor Support	8 set of Intel® Xeon® processor E3-1200 v5/v6, Intel® 7th Gen Core™ i3, Intel® Pentium®, Intel® Celeron® processors product family BIOS version 2.0 or above is required to support 7th Generation Intel® Core™ Processors and Intel® Xeon® Processor E3-	8 set of Intel® Xeon® processor D-1541, 8-Core, 45W
Key Applications	<ul style="list-style-type: none"> • Cloud Computing • Web Cache • Web Hosting, VM • Social Networking 	<ul style="list-style-type: none"> • Cloud Computing • Web Cache • Web Hosting, VM • Social Networking • CDN
Outstanding Features	<ul style="list-style-type: none"> • Up to 8x hot-pluggable node in 3U chassis • 1 PCI-E 3.0 (x8) Low-profile • High density, enterprise performance, cost effective • Redundant 1600W Titanium Level high-efficiency power supplies • Hot-swappable SAS/SATA3 HDDs • UID LED 	<ul style="list-style-type: none"> • 4x M.2 support (3x 22110, 1x 2240) • Up to 8x hot-pluggable node in 3U chassis • 1 PCI-E 3.0 (x8) low-profile • Redundant 1600W Titanium Level high-efficiency power supplies • Hot-swappable SAS/SATA3 HDDs • UID LED
Serverboard	SUPER● X11SSD-F	SUPER● X10SSD-F
Chipset	Intel® C236 chipset	Intel® Xeon® Processor D SoC
System Memory (Max.)*	8 set of up to 64GB Unbuffered ECC Low Profile DDR4 2400MHz in 4 DIMM sockets	8 set of up to 128GB DDR4 ECC RDIMM, 64GB DDR4 ECC/non-ECC UDIMM, in 4 DIMM slots
Expansion Slots	8 set of PCI-E 3.0 x8 low profile slot and 8 set of Micro-LP slots (MicroLP upgradable)	8 set of PCI-E 3.0 x8 low profile slot and 8 set of Micro-LP slots (MicroLP upgradable)
Onboard Storage Controller	8 set of Intel® C236 controller for 2 SATA3 (6Gbps) ports; RAID 0, 1,5,10: Selected low-profile RAID or HBA RAID card to support SAS HDD	8 set of System on Chip
Connectivity	8 set of Dual LAN Intel® i350 Gbe LAN controller	8 set of Dual LAN Intel® i350 GbE LAN controller
VGA/Audio	8 set of Aspeed AST2400 graphics	8 set of AST2400 VGA
Management	8 set of IPMI 2.0 + KVM with dedicated LAN, Intel Node Manager, SUM, SPM, SSM, SuperDoctor 5, Watchdog	8 set of IPMI 2.0 + KVM with dedicated LAN, Intel® Node Manager, SUM, SPM, SSM, SuperDoctor® 5, Watchdog
Drive Bays	8 set of 2x 3.5" SATA3 HDD or 2x 2.5" SATA3 w/ option kits	8 set of 2x 3.5" SATA3 HDD; or 2x 2.5" SATA3 w/ option kits
Peripheral Bays	N/A	N/A
Power Supply	1600W Redundant Titanium Level high-efficiency power supplies	1600W Redundant Titanium Level high-efficiency power supplies
Cooling System	4x 8cm Heavy duty fans with optimal cooling zone	4x 8cm hot-swap cooling fans with fan speed control
Form Factor	(17.26" x 5.21" x 23.2") (26.26" x 11.65" x 34")	3U Rackmount 438.4 x 132.5 x 589mm (17.26" x 5.21" x 23.2")

* Please check with your Supermicro sales representative and website for compatibility and configuration details



MicroCloud
8 UP Nodes



MicroCloud
24 UP Nodes



MODEL	SYS-5038MR-H8TRF	SYS-5038MD-H24TRF
Processor Support	8 set of Intel® Xeon® Processor E5-2600 v4/v3 product families, and Intel® Xeon® Processor E5-1600 v4/v3 product families	24 set of Intel® Xeon® Processor D-1531, 6-core, 45W
Key Applications	<ul style="list-style-type: none"> • CDN • Cloud Computing • Social Networking • Video Streaming • Web Cache 	<ul style="list-style-type: none"> • Cloud Computing • Web Cache • Web Hosting, VM • Social Networking • CDN
Outstanding Features	<ul style="list-style-type: none"> • 8 x Hot-plug UP nodes in 3U • 1 x PCI-E x8 slot • 1620W Redundant Platinum Level high-efficiency power supplies • IPMI 2.0 + KVM with dedicated LAN • Hot-swappable SAS/SATA3 (6Gbps) HDDs • UID LED 	<ul style="list-style-type: none"> • Low Power Xeon® D SoC 6 Core • Dual Intel® i350 GbE LAN • 128GB DDR4 ECC RDIMM/64GB ECC UDIMM • Redundant 1600W Platinum Level power supply • UID LED
Serverboard	SUPER® X10SRD-F	SUPER® X10SDE-DF
Chipset	Intel® C612 Chipset	Intel® Xeon® Processor D SoC
System Memory (Max.)*	4 DIMMs per node, support up to 512GB ECC 3DS LRDIMM / 256GB ECC LRDIMM / 128GB ECC RDIMMs 2400/2133/1866/1600 MHz Memory	24 set of up to 128GB DDR4 VLP ECC RDIMM/64GB DDR4 VLP ECC UDIMM in 4 DIMM slots
Expansion Slots	8 set of 1 PCI-E 3.0 x8 (low profile) and 8 set of Micro-LP slots (Micro-LP upgradable)	N/A
Onboard Storage Controller	8 set of Intel® C612 for 2 SATA3 (6Gbps) ports; RAID 0, 1; Selected low-profile RAID or HBA RAID card to support SAS HDD	24 set of SoC controller for 2 SATA3 (6 Gbps) port
Connectivity	8 set of Dual LAN with 2x Intel® I350 Gigabit Ethernet controllers	24 set of Dual port GbE and 1 dedicated IPMI per node
VGA/Audio	8 set of AST2400 VGA	24 set of AST2400 VGA
Management	8 set of Dedicated Management LAN port	12 set of IPMI 2.0 + KVM with dedicated LAN (1 set shared between 2 nodes)
Drive Bays	8 set of 2 x 3.5" hot-swap SATA3/SAS (6Gbps) drive bays	24 set of 1x 2.5" HDD fixed per node.
Peripheral Bays	N/A	N/A
Power Supply	1620W Redundant Platinum Level high-efficiency power supplies	1600W Redundant Platinum Level High-Efficiency power supplies
Cooling System	4x 8cm hot-swap cooling fans with fan speed control	4x 9cm Heavy duty fan with optimal cooling zone
Form Factor	3U Rackmount 387 x 132 x 585mm (15.25" x 5.2" x 23")	3U Rackmount 438 x 132 x 749.3mm (17.5" x 5.21" x 29.5")

* Please check with your Supermicro sales representative and website for compatibility and configuration details



MicroCloud
24 UP Nodes



MicroCloud
24 UP Nodes



MODEL	SYS-5038MA-H24TRF	SYS-5038ML-H24TRF
Processor Support	24 set of Intel® Atom® processor C2750 (20W, 8-Core)	24 set of 4th Generation Intel® Core™ i3 processor, Intel® Celeron® processor, Intel® Pentium® processor or Intel® Xeon® processor E3-1200 v3 product families; Socket H3 (LGA 1150) up to 80W CPU
Key Applications	<ul style="list-style-type: none"> • CDN • Hosting & Application delivery • Web Cache • Web Server • Memcache 	<ul style="list-style-type: none"> • Cloud Computing • Web Cache, CDN, Video Streaming • Web/Collocating Service • Social networking/download
Outstanding Features	<ul style="list-style-type: none"> • 24x Intel® Atom® processor Nodes in 12 hot-plug sleds, 2 nodes per sled • 1620W Redundant Platinum Level high-Efficiency power supplies • 2x 2.5" SATA 3.0 (6Gbps) HDDs per node • 2 Gigabit Ethernet Ports per Node • 32GB of DDR3 Unb. VLP ECC Memory per Node 	<ul style="list-style-type: none"> • 24x UP Nodes in 12 hot-plug sleds, 2 nodes per sled • 2000W Redundant Platinum Level Digital high-efficiency power supplies • 2x 2.5" SATA3 (6Gbps) HDDs or 4x 2.5" slim SDD w/ optional kit per sled • IPMI 2.0 + KVM with dedicated LAN • Multi-node UP server • UID LED
Serverboard	SUPER● A1SA2-2750F	SUPER● X10SLE-DF
Chipset	Intel® Atom® processor SoC	Intel® C224 chipset
System Memory (Max.)*	24 set of up to 32GB ECC UDIMM, VLP DDR3-1600MHz in 4 DIMM Slots	24 set of up to 32GB ECC UDIMM, VLP DDR3-1600 MHz in 4 DIMM slots
Expansion Slots	N/A	N/A
Onboard Storage Controller	24 set of Intel® Atom® processor SoC for SATA3 (6Gbps) ports; RAID 0,1	24 set of Intel® C224 controller for 2 SATA 3 *6Gbps) ports; RAID 0, 1, 10
Connectivity	24 set of Dual port GbE	24 set of Dual LAN Intel® i350 GbE LAN controller
VGA/Audio	24 set of AST2400 VGA	24 set of AST2400 VGA
Management	12 set of IPMI 2.0 + KVM with dedicated LAN (1 set shared between 2 nodes)	12 set of IPMI 2.0 + KVM with dedicated LAN, Intel® Node Manager, SUM, SPM, SSM, SuperDoctor™ 5, Watchdog
Drive Bays	24 set of 2x 2.5" SATA3 fixed HDDs per node	24 set of 1x 2.5" SATA3 fixed HDDs; or 2x 2.5" slim SSD w/ optional kit
Peripheral Bays	N/A	N/A
Power Supply	1620W Redundant Platinum Level High-Efficiency power supplies	2000W Redundant Platinum Level Digital high-efficiency power supplies
Cooling System	4x 9cm Heavy duty fans with optimal cooling zone	4x 9cm Heavy duty fans with optimal cooling zone
Form Factor	3U Rackmount 444.5 x 132.5 x 749.3mm (17.5" x 5.21" x 29.5")	3U Rackmount 444.5 x 132.5 x 791.2mm (17.5" x 5.21" x 31.15")

* Please check with your Supermicro sales representative and website for compatibility and configuration details



MicroCloud
12 UP Nodes



MicroCloud
8 UP Nodes



MODEL	SYS-5038ML-H12TRF SYS-5038ML-H12TRFG	SYS-5038ML-H8TRF
Processor Support	12 set of 4th Generation Intel® Core™ i3 processor, Intel® Celeron® processor, Intel® Pentium® processor or Intel® Xeon® processor E3-1200 v4/v3 product families; Socket H3 (LGA 1150) up to 80W CPU	Intel® 4th Generation Core™ i3 series Intel® Celeron® Intel® Pentium®v Intel® Xeon® processor E3-1200 v3 series
Key Applications	<ul style="list-style-type: none"> • Cloud Computing • Web Cache, CDN, Video Streaming • Web/Collocating Service • Social networking/download 	<ul style="list-style-type: none"> • CDN • Cloud Computing • Corporate- WINS, DNS, Print, Login • Data Center • Hosting & Application delivery • Simulation Computer
Outstanding Features	<ul style="list-style-type: none"> • 12x Hot-plug UP Nodes in 3U • 1620W Redundant Platinum Level high-efficiency power supplies • 4x 2.5" SATA / 2x 3.5 HDDs per node • IPMI 2.0 + KVM with dedicated LAN • UID LED 	<ul style="list-style-type: none"> • 1 PCI-E x8 slot • 1620W Redundant Platinum Level high-efficiency power supplies • High-density, Enterprise Performance, Cost-effective • IPMI 2.0 + KVM with dedicated LAN • Multi-node UP server • SATA 3.0 (6Gbps) support
Serverboard	-H12TRF: SUPER● X10SLE-F -H12TRFG: SUPER● X10SLE-HF (-OEM)	SUPER● X10SLE-F
Chipset	-H12TRF: Intel® C224 chipset -H12TRFG: Intel® C226 chipset	Intel® C224 chipset
System Memory (Max.)*	12 set of up to 32GB ECC UDIMM, VLP DDR3-1600 MHz in 4 DIMM slots	32GB Unbuffered ECC, DDR3-1600MHz in 4 DIMM slots
Expansion Slots	12 set of Micro-LP slots (Micro-LP upgradable)	8 sets of 1 (x8) PCI-E 3.0 low-profile slot and 1 (x8) PCI-E 3.0 Micro-LP slot
Onboard Storage Controller	12 set of Intel® C224 controller for 4 SATA3 (6Gbps) ports; RAID 0,1,5,10	8 sets of Intel® C224 controller for 4 SATA3 (6 Gbps) ports; RAID 0,1
Connectivity	12 set of Dual LAN Intel® i350 GbE LAN controller	2 x USB 2.0; 1 x COM; 2 x GB LAN Ports(Micro-LP Up-gradable); 1 x Dedicated IPMI Port
VGA/Audio	12 set of AST2400 VGA	8 sets of 1 VGA
Management	12 set of IPMI 2.0 + KVM with dedicated LAN, Intel® Node Manager, SUM, SPM, SSM, SuperDoctor® 5, Watchdog	IPMI2.0; NMI; SuperDoctor III; Watchdog;
Drive Bays	12 set of 2x 3.5" SATA3 fixed HDDs or 4x 2.5" fixed SATA3 HDDs w/ optional kit	8 sets of 2x 3.5" hot-swap SAS/SATA3 (6Gbps) HDDs
Peripheral Bays	N/A	N/A
Power Supply	1620W Redundant Platinum Level high-efficiency power supplies	1620W Redundant 80Plus Platinum Level power supplies
Cooling System	4x 9cm Heavy duty fans with optimal cooling zone	4x 8cm Heavy duty fans with optimal cooling zone
Form Factor	3U Rackmount 444.5 x 132.5 x 749.3mm (17.5" x 5.21" x 29.5")	3U Rackmount 444.5 x 132.5 x 749.3mm (17.5" x 5.21" x 29.5")

* Please check with your Supermicro sales representative and website for compatibility and configuration details

X11 SuperWorkstation

Intel® Xeon® Scalable Processors Supported (Cascade Lake/Skylake)



- Supports the 2nd Generation Intel® Xeon® Scalable Processors (Cascade Lake)
 - Supports Intel® Optane™ DC Persistent Memory
- Server Grade Quality Workstations for High Performance Workloads
- **Compact DP Workstation (SYS-7039A-I)**
 - **High End DP Workstation (SYS-7049A-T)**
 - **GPUs Optimized DP Workstation (SYS-7049GP-TRT)**



Server Grade Quality for Knowledge Workers

Supermicro's new generation X11 SuperWorkstations are optimized for applications requiring powerful graphics capabilities including rendering, image processing, scientific and engineering tasks. With rich multimedia features, these systems are also the perfect choice for digital entertainment.

Supermicro's server grade SuperWorkstation motherboards support up to: 4TB ECC DDR4-2933MHz memory in 16 DIMM slots, 2TB Intel® Optane™ DC Persistent Memory in memory mode (Cascade Lake only), 6 PCI-E slots including 4 PCI-E 3.0 x16 slots and 2 PCI-E x8 for GPUs/Coprocessor cards, 8 ports of Broadcom® 3008 SAS 3.0 (12Gbps) with Software RAID, and dual Gigabit Ethernet LAN ports. The extremely feature-rich workstations also feature Other useful workstation features include 7.1 HD audio, 8 USB ports (6 USB 3.0), 7+ year product life cycle, and 205W CPU support for exceptional performance.

The workstations are available in Compact DP, High-End DP and GPUs-Optimized workstation configurations.

X11 SuperWorkstation
Compact High-Performance

X11 SuperWorkstation
High-Performance



MODEL	SYS-7039A-I	SYS-7049A-T
Processor Support	2nd Generation Intel® Xeon® Scalable Processors (Cascade Lake-SP), Intel® Xeon® Scalable Processors. Dual Socket P (LGA 3647) supported, CPU TDP support 205W, 2 UPI up to 10.4 GT/s	2nd Generation Intel® Xeon® Scalable Processors (Cascade Lake-SP), Intel® Xeon® Scalable Processors. Dual Socket P (LGA 3647) supported, CPU TDP support 205W, 2 UPI up to 10.4 GT/s
Key Applications	<ul style="list-style-type: none"> • 2D/3D and CAD Applications • 3D Rendering • CAD/CAM/CAE • Digital Content Creation • Oil and Gas Simulation • Research lab/National Lab 	<ul style="list-style-type: none"> • 2D/3D and CAD Applications • 3D Rendering • CAD/CAM/CAE • Digital Content Creation • Oil and Gas Simulation • Research lab/National Lab
Outstanding Features	<ul style="list-style-type: none"> • Whisper quiet and compact • Multiple GPU support • Versatile Storage with M.2, U.2 and SATA support 	<ul style="list-style-type: none"> • Tower or 4U Rackmount System • Multiple GPU support • Versatile Storage with M.2, U.2 and SATA support
Serverboard	SUPER● X11DAI-N	SUPER● X11DAI-N
Chipset	Intel® C621 chipset	Intel C621
System Memory (Max.)*	Up to 4TB 3DS ECC RDIMM, DDR4-2933MHz; Up to 4TB 3DS ECC LRDIMM, DDR4-2933MHz, in 16 DIMM slots; Up to 2TB Intel® Optane™ DC Persistent Memory in memory mode (Cascade Lake only).	Up to 4TB 3DS ECC RDIMM, DDR4-2933MHz; Up to 4TB 3DS ECC LRDIMM, DDR4-2933MHz, in 16 DIMM slots; Up to 2TB Intel® Optane™ DC Persistent Memory in memory mode (Cascade Lake only).
Expansion Slots	4 PCI-E 3.0 x16; 2 PCI-E 3.0 x8	4 PCI-E 3.0 x16; 2 PCI-E 3.0 x8
Onboard Storage Controller	Intel® C621 controller for 10 SATA3 (6 Gbps) ports; RAID 0,1,5,10;	Intel® C621 controller for 10 SATA3 (6 Gbps) ports; RAID 0,1,5,10;
Connectivity	Dual GbE LAN from C621	Dual GbE LAN from C621
VGA/Audio	1 VGA D-Sub Connector	1 VGA D-Sub Connector
Management	Intel® Node Manager, IPMI2.0, SPM, SSM, SUM, SuperDoctor® 5, Watchdog	Intel® Node Manager, IPMI2.0, SPM, SSM, SUM, SuperDoctor® 5, Watchdog
Drive Bays	4x 3.5" fixed drive bay, optional 4x 2.5" fixed drive bay	8x 3.5" hot-swap SAS/SATA drive bays (SAS requires optional RAID card)
Peripheral Bays	2x 5.25 drive bays	3x 5.25 drive bays
Power Supply	1200W High-efficiency (Platinum level) PWS	1200W High-efficiency (Platinum level) PWS
Cooling System	1x 12cm rear exhaust fan; 1x 12cm (front) cooling fan	2 Super quiet PWM chassis fan & 1 Super quiet rear fan with Optimal Fan Speed Control
Form Factor	Mid Tower 193 x 424 x 525mm (7.6" x 16.7" x 20.68")	4U Tower 178 x 452 x 648mm (7" x 17.8" x 25.5")

* Please check with your Supermicro sales representative and website for compatibility and configuration details

X11 SuperServer®
Cost Effective Workstation
Great for 2D/3D CAD applications

X11 SuperWorkstation
High Performance UP Workstation
Ideal for 3D rendering applications



MODEL	SYS-5039A-IL	SYS-5039A-I
Processor Support	Intel® 7th/6th Gen Core i7/i5/i3 series, Intel® Celeron®, Intel® Pentium® processor Intel® Xeon® processor E3-1200 v6/v5 series Socket H4 (LGA 1151), supports up to 95W TDP † BIOS version 2.0 or above is required	Intel® Xeon® Processor W Family. Single Socket R4 (LGA 2066), supports up to 140W
Key Applications	<ul style="list-style-type: none"> • 2D/3D and CAD Applications • Digital Content Creation • CAD/CAM/CAE 	<ul style="list-style-type: none"> • 2D/3D and CAD Applications • 3D Simulation and Rendering • Digital Content Creation
Outstanding Features	<ul style="list-style-type: none"> • Cost effective UP platform • Rich I/O ports • 2 PCI 32bit 5V slots for legacy AOC support 	<ul style="list-style-type: none"> • Supports up to 18 cores, 36 threads and 512GB of memory • Fast and versatile I/O and storage options • Multi-GPU support
Serverboard	SUPER® X11SAE	SUPER® X11SRA
Chipset	Intel® C236 chipset	Intel® C422 chipset
System Memory (Max.)*	64GB Unbuffered ECC/non-ECC, DDR4-2400MHz in 4 DIMM slots	Up to 256GB Registered ECC RDIMM, DDR4-2666MHz; Up to 512GB Registered ECC LRDIMM, in 8 DIMM slots
Expansion Slots	2 PCI-E 3.0 x16 (x16/NA or x8/x8) 2 PCI-E 3.0 x1 (in x4) 2 PCI 32bit 5V slot	3 PCI-E 3.0 x16 (x8/x16/x16) 1 PCI-E 3.0 x4
Onboard Storage Controller	Intel® C236 controller for 8 SATA3 (6 Gbps) ports; RAID 0,1,5,10+ 1 PCIe M.2(PCle x4, 2242/2260/2280)(No Raid Support);	Intel® C422 controller for 6 SATA3 (6 Gbps) ports; RAID 0,1,5,10*IRST enabled, only SATA2 to SATA5 support RAID;
Connectivity	Single LAN with Intel® Ethernet Controller i210-AT Single LAN with Intel® PHY I219LM LAN controller	Single LAN with Intel® PHY I219LM LAN controller Single LAN with Aquantia 5G LAN chip AQ108
VGA/Audio	DVI - D port, 1 DP (DisplayPort), 1 HDMI port ALC 888S HD Audio	
Management	AMT, SuperDoctor® 5, vPro, Watchdog	AMT, SuperDoctor® 5, Watchdog
Drive Bays	4 Fixed 3.5" drive bays Optional 4 internal 2.5" drive bays	4 Fixed 3.5" drive bays Optional 4 internal 2.5" drive bays
Peripheral Bays	2 external 5.25" drive bays 1 3.5" external device bay	2 external 5.25" drive bays 1 3.5" external device bay
Power Supply	500W 80PLUS Bronze PS/2 Power Supply	900W High-efficiency (80PLUS Gold) PS/2 Power Supply
Cooling System	1 12cm rear exhaust fan Optional 12cm front cooling fan	1 12cm rear exhaust fan Optional 12cm front cooling fan
Form Factor	Mid-Tower 7.6" (193mm) x 16.7" (424mm) x 20.68" (525mm)	Mid-Tower 16.7" (424mm) x 7.6" (193mm) x 20.68" (525mm)

* Please check with your Supermicro sales representative and website for compatibility and configuration details



X11 SuperWorkstation
High-End Desktop
Designed For Power Users



SuperWorkstation
Thunderbolt Support,
Supports 2 GPUs



SuperWorkstation
Thunderbolt Support,
Supports 2 GPUs



MODEL	SYS-5039AD-I	SYS-7038A-I	SYS-7048A-T
Processor Support	Intel® Core™ X-series Processors. Socket R4 (LGA 2066), supports up to 165W TDP	Dual Intel® Xeon® Processor E5-2600 v4/v3 product families supported; QPI up to 9.6GT/s (up to 160W)	Dual Intel® Xeon® Processor E5-2600 v4/v3 product families supported; QPI up to 9.6GT/s (up to 160W)
Key Applications	<ul style="list-style-type: none"> Professional VR and Gaming Digital Content Creation 2D/3D and CAD Applications 	<ul style="list-style-type: none"> 2D/3D and CAD Applications 3D Rendering CAD/CAM/CAE Digital Content Creation Digital Imaging 	<ul style="list-style-type: none"> 2D/3D and CAD Applications 3D Rendering CAD/CAM/CAE Digital Content Creation Digital Imaging
Outstanding Features	<ul style="list-style-type: none"> CPU and Memory Overclocking Support Multi-GPU support IPMI 2.0 Management 	<ul style="list-style-type: none"> Thunderbolt 2.0 AOC Support Support 2 double width GPUs + 1 single width graphic card 6x USB 3.0 ports Up to 160W CPU support 	<ul style="list-style-type: none"> Tower or 4U Rackmount System Thunderbolt 2.0 AOC Support Support 2 double-width + 1 single-width GPUs/Coprocessor 8x 3.5" hot-swap drive bays Up to 160W CPU support
Serverboard	SUPER● C9X299-PGF	SUPER● X10DAi	SUPER● X10DAi
Chipset	Intel® X299 chipset	Intel® C612 Chipset	Intel® C612 Chipset
System Memory (Max.)*	Up to 128GB Unbuffered non-ECC UDIMM, DDR4-2666MHz, in 8 DIMM slots	Up to 2TB ECC 3DS LRDIMM or RDIMM DDR4-2400MHz in 16 DIMM slots	Up to 2TB ECC 3DS LRDIMM or RDIMM DDR4-2400MHz in 16 DIMM slots
Expansion Slots	4 PCI-E 3.0 x16* and 1 PCI-E3.0x1 slots *(8/NA/16/16 or 8/8/8/16); or (NA/4/8/16 with Skylake-X 28 Lanes); or (NA/4/4/8 with Kabylake-X CPUs).	3 PCI-E 3.0 x16 (2 double-width, 1 single-width), 2 PCI-E 3.0 x8 (1 in x16 slot), 1 PCI-E 3.0 x4 (1 in x16 slot), Support Thunderbolt 2.0 AOC	3 PCI-E 3.0 x16 (2 double-width, 1 single-width), 2 PCI-E 3.0 x8 (1 in x16 slot), 1 PCI-E 3.0 x4 (1 in x16 slot), Support Thunderbolt 2.0 AOC
Onboard Storage Controller	6 SATA3 (6 Gbps) ports; RAID 0,1,5,10	Intel® C612 controller for 10 SATA3 (6 Gbps) ports; RAID 0,1,5,10	Intel® C612 controller for 10 SATA3 (6 Gbps) ports; RAID 0,1,5,10
Connectivity	Single LAN with Intel® Ethernet Controller I210-AT Single LAN with Aquantia 5G LAN chip AQC108	Dual LAN with Intel® i210 Gigabit Ethernet Controller	Dual LAN with Intel® i210 Gigabit Ethernet Controller
VGA/Audio	1 VGA ALC 1220 HD Audio	7.1 HD Audio	7.1 HD Audio
Management	IPMI 2.0	NMI, SuperDoctor® 5, Watchdog	NMI, SuperDoctor® 5, Watchdog
Drive Bays	6 3.5" fixed drive bays and 4 2.5" fixed drive bays	4x 3.5" internal fixed drive bays; optional 4x 2.5" internal fixed drive bays	8x 3.5" hot-swap SAS/SATA drive bay
Peripheral Bays	2 external 5.25" drive bays	2x standard 5.25" drive bays; 1x 3.5" device bay	3x standard 5.25" drive bays
Power Supply	750W High-efficiency (80PLUS Gold) PS/2 Power Supply	900W Gold Level Multi-Output Power Supply	1200W Platinum Level Multi-Output Power Supply
Cooling System	2 12cm front PWM intake fan; 1 12cm rear PWM exhaust fan	2x 12cm (1859 RPM)	2x 2800 RPM fan; 1x 2700 RPM fan
Form Factor	Mid-Tower 7.9" (200mm)x 18.1" (460mm)x 19.4" (493mm)	Mid-Tower 424 x 193 x 525mm (16.7" x 7.6" x 20.68")	Tower/4U Rackmount 452 x 178 x 647mm (17.8" x 7" x 25.5")

* Please check with your Supermicro sales representative and website for compatibility and configuration details



SuperWorkstation
High Performance Super Workstation,
Versatile Features



SuperWorkstation
High Performance Super Workstation,
Versatile Features & I/O Access



SuperWorkstation
Gaming System, Extreme Performance,
Triple Display Support



MODEL	SYS-5038A-i	SYS-5038A-iL	SYS-5038AD-T
Processor Support	Single Intel® Xeon® Processor E5-2600 v3, Intel® Xeon® Processor E5-1600 v3, 4th gen. Intel® Core™ i7 processor product families	4th Generation Intel® Core™ i7 Processor, Intel® Core™ i5 Processor, Intel® Core™ i3 Processor, Intel® Xeon® processor E3-1200 v3 product families	4th Generation Intel® Core™ i7 Processor, Intel® Core™ i5 Processor, and Intel® Core™ i3 Processor product families
Key Applications	<ul style="list-style-type: none"> Powerful Multitasking Workstation 2D/3D and CAD Applications High Performance Computer Cluster (HPCC) 	<ul style="list-style-type: none"> CAD/CAM/CAE Digital Imaging Entry-Level Workstation High-performance computing Medical Applications Oil & Gas Simulation & Automation 	<ul style="list-style-type: none"> Gaming HPC Media/Streaming Multimedia Appliance
Outstanding Features	<ul style="list-style-type: none"> Whisper-quiet operation (21dB) SATA 3.0 (6Gbps) support 900W Gold Level Multi-Output power supply 	<ul style="list-style-type: none"> Cost effective UP platform SATA 3.0 (6Gbps) support 	<ul style="list-style-type: none"> SATA 3.0 (6Gbps) support 900W Gold Level Multi-Output power supply
Serverboard	SUPER● X10SRA	SUPER● X10SAE	SUPER● C7Z87-OCE
Chipset	Intel® C612 chipset	Intel® C226 chipset	Intel® Z87 chipset
System Memory (Max.)*	Up to 512GB ECC DDR4 2133MHz LRDIMM or 64GB ECC/non-ECC UDIMM (available with Core i7 only); 8 DIMM slots	Up to 32GB ECC/Non-ECC UDIMM in 4 slots; DDR3 up to 1600 MHz	Up to 32GB Unbuffered non-ECC, DDR3-1600 MHz in 4 DIMM slots(support overlocking up to 2133MHz (OC**)/2200MHz (OC**)/2400MHz(OC**)/2600MHz (OC*)/2800MHz (OC**)/3000MHz (OC**)
Expansion Slots	4x PCI-E 3.0 x16 slots (runs at 16/16/NA/8 or 16/8/8/8) 2x PCI-E 2.0 x1 (in x4) slots	2 PCI-E 3.0 x16 (x16/NA or x8/x8); 3 PCI-E 2.0 x1 in x4 slots 2 PCI-E 32-bit	3 PCI-E 3.0 x16 slots (16/NA/NA or 8/8/NA or 8/4/4); 3 PCI-E 2.0 x1 (in x4 slot)
Onboard Storage Controller	SATA3 (6Gbps) via C612 controller (RAID 0, 1, 5, 10 support)	Intel® C226 controller for 6 SATA3 (6Gbps) ports; RAID 0,1,5,10; ASM1061 controller for 2 SATA3 (6Gbps) ports; RAID 0,1	Intel® Z87 controller for 6 SATA3 (6Gbps) ports; RAID 0,1,5,10; ASM1061 controller for 2 SATA3 (6Gbps) ports
Connectivity	Dual Gigabit LAN with Intel® Ethernet Controller I210-AT	Single LAN with Intel® Ethernet Controller I210; Single LAN with Intel® Ethernet Controller I217	Single LAN with Intel® Ethernet Controller i210AT; Single LAN with Intel® Ethernet Controller i217V
VGA/Audio	ALC 1150 HD Audio	1 DVI, 1 VGA, 1 HDMI, 1 Display Port; Triple Display Capable, ALC 1150HD	1 DVI, 1VGA, 1 HDMI and 1 Thunderbolt port; ALC 1150HD
Management	SuperDoctor III; SuperDoctor® 5; Watchdog	AMT; SuperDoctor III; vPro; Watchdog	SuperDoctor III; Watchdog
Drive Bays	4x 3.5" internal fixed drive bays; Optional 4x 2.5" internal fixed drive bays	4x 3.5" internal fixed drive bays; Optional 4x 2.5" internal fixed drive bays	3x 3.5" internal hot-swap drive bays, 2x 3.5" front hot-swap drive bays & optional front 4x 2.5" hot-swap drive bay cage
Peripheral Bays	2x standard 5.25" optical device bays; 1x standard 3.5" device bay	2x standard 5.25" optical device bays; 1x standard 3.5" device bay	2x standard 5.25" drive bays; 1x standard 3.5" drive bay
Power Supply	900W Gold Level high-efficiency power supply	500W high-efficiency power supply	900W Gold Level Multi-Output power supply
Cooling System	1x 12cm (1859 RPM) rear exhaust fan	1x 12cm (1859 RPM) rear exhaust fan	1x 12cm rear exhaust fan, 1x 12cm front cooling fan; Support liquid cooling ready
Form Factor	Mid-Tower 424 x 193 x 525mm (16.7" x 7.6" x 20.68")	Mid-Tower 424 x 193 x 525mm (16.7" x 7.6" x 20.68")	Gaming Mid-Tower 220 x 510 x 580mm (8.66" x 20.08" x 22.83")

* Please check with your Supermicro sales representative and website for compatibility and configuration details

IoT/Embedded & Edge Computing Solutions

Intel® Xeon® Scalable Processors Supported (Cascade Lake/Skylake)



Connecting the Intelligent World from Devices to the Cloud

• Long Life Cycle • High-Efficiency • Compact Form Factor • High Performance • Global Services

High-Density Processing Power at the Edge - Intel® Xeon® D-1500/2100



SYS-E300-9D



SYS-5019D-FN8TP




SYS-E200-8D



SYS-5028D-TN4T

Low Power Processing Power - Intel® Atom® C3000



SYS-E300-9A-8CN8/4CN8



SYS-E200-9A



SYS-E300-9A



SYS-5019A-FTN4



SYS-5029A-2TN4

Fanless Embedded Systems - Intel® Atom® E3900/Pentium® N4200/7th Gen. Core™ i7



SYS-E100-9S



SYS-E100-9AP/9APP



SYS-E100-9AP-IA



SYS-E50-9AP



SYS-E50-9AP-WIFI

Expanding our Product Portfolio to address emerging IoT/Embedded Edge Market

Supermicro provides innovative and first-to-market technologies that are the building blocks for today's embedded computing platforms. Rapid growth in the embedded markets and open standards are driving the need for higher levels of product integration and optimization through network connectivity, remote management, mobile communication, expanded I/O, and device to device communications using space and power efficient configurations.

Supermicro's family of high-performance embedded products are optimized for a wide range of applications and solutions:



Communication & Networking



Digital Signage



Digital Surveillance



Industrial Automation



Intelligent Transportation



Cloud Storage



Medical Imaging



On Demand Video



Retail Sales

Supermicro offers many flexible and customized solutions for critical OEM projects, as well as advanced designs for stringent environments, firmware customization, BOM enhancements, and a wider range of legacy IO support.

IoT/Embedded
Intel® Gen 8th Coffee Lake-S
Compact 1U Embedded System

IoT/Embedded
Intel® Gen 8th Coffee Lake-S Compact



MODEL	SYS-1019C-HTN2	SYS-1019C-FHTN8
Processor Support	Intel® Xeon® E processor, 8th Generation Intel® Core™ i3/Pentium®/ Celeron® Processor(Coffee Lake-S). Single Socket H4 (LGA 1151) supported, CPU TDP support Up to 80W TDP	8th Generation Intel® Core™ i3 Processors, Intel® Xeon® E processor (Coffee Lake-S) Server. Socket LGA 1151 supported, CPU TDP support Up to 80W TDP
Key Applications	<ul style="list-style-type: none"> Digital Signage DVR/NVR POS Office Server Network Security Security Appliance and Video Surveillance 	<ul style="list-style-type: none"> uCPE Network Appliance Network Security Appliance Virtualization Server
Outstanding Features	<ul style="list-style-type: none"> Coffee Lake-S, Xeon E-2100, 8th Gen Core i3, Pentium, Celeron Remote management via dedicated IPMI BMC 4 USB 3.1 2 DP, DVI-I, VGA, Audio PCIe 3.0 x16, 	<ul style="list-style-type: none"> Coffee Lake-S, Xeon E-2100 8x 1GbE, 1 dedicated IPMI LAN 1 VGA, 2 USB3.1, 2 USB2.0 1 PCIe3.0 x16 Dual M.2 M key (22110/2280) 2x 2.5" Hot Swap, 2x 2.5" Internal SATA3 Drive Bay
Serverboard	SUPER● X11SCZ-F	SUPER● X11SCM-LN8F
Chipset	Intel® C246 chipset	Intel® C246 chipset
System Memory (Max.)*	Up to 64GB Unbuffered ECC/non-ECC UDIMM, DDR4-2666MHz, in 4 DIMM slots	Up to 64GB ECC UDIMM, DDR4-2666MHz, in 4 DIMM slots
Expansion Slots	PCI-E 3.0 x 16 half height half length expansion slot; M.2 (M key, 22110/80, PCI-E3.0 x4/SATA)	PCI-E 3.0 x 16 full height full length expansion slot (limited to two drives populated);
Onboard Storage Controller	Intel® C246 controller for 2 SATA3 (6 Gbps) ports; RAID 0,1;	Intel® C246 controller for 6 SATA3 (6 Gbps) ports; RAID 0,1,5,10;
Connectivity	Dual GbE LAN, 1 dedicate IPMI, 4 USB3.1 (3 TYPE A and 1 TYPE C)	8x 1GbE LAN, 1 dedicate IPMI LAN, 2 USB3.1, 2 USB2.0
VGA/Audio	VGA via BMC	VGA via BMC
Management	IPMI (Intelligent Platform Management Interface) v2.0 with KVM support, SuperDoctor® 5, Watchdog	Intel® Node Manager, IPMI2.0, NMI, SPM, SSM, SUM, SuperDoctor® 5, Watchdog
Drive Bays	2x 2.5" hot swap HDD (SATA3)	2x 2.5" Hot Swap, 2x 2.5" Internal(SSD recommended) SATA3 Drive Bay
Peripheral Bays	N/A	N/A
Power Supply	200W Low Noise AC-DC power supply with PFC, Gold Certified	350W AC-DC multiple output power supply, Platinum Level
Cooling System	4x 40x28mm chassis fan 4-PIN PWM FAN	4x 40x28mm PWM fan
Form Factor	437 x 43 x 287mm (17.2" x 1.7" x 11.3")	437 x 43 x 381mm (17.2" x 1.7" x 15") Package: 610 x 203 x 686mm (24" x 8" x 27")

* Please check with your Supermicro sales representative and website for compatibility and configuration details



IoT/Embedded
Intel® Xeon® Processor Skylake D-2146NT
SoC, 8 Cores



IoT/Embedded
Intel® Atom™ Processor Denverton C3850,
SoC, 12 Cores, Rear I/O Short-Depth Server



IoT/Embedded
Intel® Atom™ Processor Denverton C3758,
SoC, 8 Cores, Front I/O, Short-Depth Server



MODEL	SYS-5019D-FN8TP	SYS-5019A-12TN4	SYS-5019A-FTN4
Processor Support	Intel Skylake Xeon D-2146NT SoC, 2.3GHz, 8 Core, 80W † BIOS version 2.0 or above is required	Intel® Atom™ Processor Denverton C3850, SoC, 12 Cores, 25W	Intel® Atom™ Processor Denverton C3758, SoC, 8 Cores, 25W
Key Applications	<ul style="list-style-type: none"> • Network Security Appliance • SDN-WAN, vCPE controller box • NFV Edge Computing Server • Virtualization Server • IoT Edge Computing 	<ul style="list-style-type: none"> • Virtual Router • FireWall Applications • Virtualization • Low Power, Low Cost Applications 	<ul style="list-style-type: none"> • Network Security Appliance • Edge Computing Server • Virtualization Server
Outstanding Features	<ul style="list-style-type: none"> • Built in Intel QAT up to 40Gbps Crypto/Compression • Supports up to 8C high Density SKL-D SoC processor for edge network computing • High Memory Bandwidth-Supports 4 DDR4 channel DIMMs(ECC LRDIMM or ECC RDIMM) with up to 2133 MHz memory speed, Max memory capacity up to 512GB on LRDIMM • 8 LAN ports support(2 x 10G SFP+, 2 x 10GBase-T, 4 x GbE) • Support on board 1 M.2 slot M key for SSD, 2242/80, 1 M.2 B Key for SSD/ WAN card, 1 Mini-PCI-E with mSATA Support • 2 x USB 3.0, 4 x SATA 3.0 ports(SATA/SAS HDD/SSD) 	<ul style="list-style-type: none"> • Short Depth • Low Power 	<ul style="list-style-type: none"> • Intel® Quick Assist Technology • 256GB DDR4 ECC RDIMM/64GB ECC UDIMM
Serverboard	SUPER● X11SDV-8C-TP8F	SUPER● A2SDI-LN4F	SUPER● A2SDI-8C-HLN4F
Chipset	System On Chip	System on Chip	System on Chip
System Memory (Max.)*	4 x DDR4 DIMM 512 GB up to 2667MHz LRDIMM or 256GB RDIMM, ECC/non-ECC	Up to 64GB Unbuffered ECC/non-ECC SO-DIMM, DDR4-2400MHz, in 4 DIMM slots	Up to 256GB Registered ECC DDR4-2400MHz or 64GB Unbuffered ECC/Non-ECC DDR4-2400MHz; in 4 DIMM slots
Expansion Slots	1 M.2 slot M key for SSD, 2242/80, 1 M.2 B Key for SSD/ WAN card, 1 Mini-PCI-E with mSATA Support, 1 PCI-E 3.0x8 slots,	1 PCI-E 3.0 x4, 1 mini-PCI-E with mSATA supports (half card only), 1 M.2(M Key for SSD 2242/80, PCI-E/SATA3.0)	1 PCI-E 3.0 x4, 1 x M.2 (M key for SSD, 2242/80, PCI-E3.0 x2 or SATA3)
Onboard Storage Controller	SoC controller for 4 SATA3 (6 Gbps) ports	SoC controller for 4 SATA3 (6 Gbps) ports	SoC controller for 4 SATA3 (6 Gbps) ports
Connectivity	2x 10G SFP+, 2x 10GbE LAN, 4x 1GbE LAN, 1x dedicated IPMI LAN, 2 USB 3.0	4x 1GbE LAN, 1 dedicated management port, 2 USB3.0	4x 1GbE LAN, 1x dedicated IPMI LAN, 2 USB 2.0
VGA/Audio Management	VGA via BMC IPMI 2.0	VGA via BMC IPMI 2.0	VGA via BMC IPMI 2.0
Drive Bays	1x 3.5" or 4x 2.5"	1x 3.5" or 4x 2.5" HDD	1x 3.5" or 4x 2.5" HDD
Peripheral Bays	N/A	N/A	N/A
Power Supply	200W Low Noise AC-DC power supply with PFC	200W Low Noise AC-DC power supply with PFC	200W Low Noise AC-DC power supply with PFC
Cooling System	3x 40x28mm 4-PIN PWM Fan(FAN-0065L4, 13K RPM)	2x 40x28mm 4-PIN PWM Fan(FAN-0065L4, 13K RPM)	2x 40x28mm 4-PIN PWM Fan (FAN-0065L4, 13K RPM), Optional 1x 40x28mm 4-PIN PWM Fan
Form Factor	1U Short Depth Rackmount; Enclosure: 437 x 43 x 249mm (17.2" x 1.7" x 9.8") Package: 655 x 155 x 465mm (25.8" x 6.1" x 18.3")	1U Short Depth Rackmount; Enclosure: 437 x 43 x 249mm (17.2" x 1.7" x 9.8") Package: 655 x 155 x 465mm (25.8" x 6.1" x 18.3")	437 x 43 x 249mm (17.2" x 1.7" x 9.8")

* Please check with your Supermicro sales representative and website for compatibility and configuration details



Embedded
Intel® Skylake-D Compact Front Access
1U 2-Slot System



Embedded
Intel® Xeon® Processor D-2146NT
SoC 8 Core



Embedded
Intel® Xeon® D2100 Series 8-Core Compact 1U
Front Access Modular I/O Edge Platform



MODEL	SYS-1019D-FHN13TP	SYS-1019D-FRN8TP	SYS-1019D-FRN5TP
Processor Support	Intel® Skylake D-2146NT Processor, 8 Cores, 16 Threads, 2.3 GHz, 80W	Intel 2nd Gen Xeon D-2146NT Processor 8 Core/16 Thread with built in QAT	Intel® Skylake D-2146NT Processor, 8C/16T, 2.3GHz, 80W
Key Applications	<ul style="list-style-type: none"> Multi-Access Edge Computing (MEC) Centralized/Cloud Radio Access Network (C-RAN) Universal Customer Premise Equipment (uCPE) Software Defined WAN (SD-WAN) Network Function Virtualization (NFV) Artificial Intelligence (AI) 	<ul style="list-style-type: none"> Network Security Appliance FireWall Applications Virtualization SD-WAN and vCPE/uCPE vCPE 	<ul style="list-style-type: none"> Centralized/Cloud Radio Access Network (C-RAN) Universal Customer Premise Equipment (uCPE) Software Defined WAN (SD-WAN) Network Function Virtualization (NFV)
Outstanding Features	<ul style="list-style-type: none"> Intel® Skylake D-2146NT Processor, 8 Cores, 16 Threads, 2.3 GHz, 80W Dual PCIe3.0 x16 FHFL 2x 10GbE, 2x SFP+, 9x GbE (one for management), 1x dedicated IPMI LAN, 1x COM via RJ45 1x M.2 M-Key 2280/110, 1x M.2 B-Key 3042, 1x M.2 E-Key 	<ul style="list-style-type: none"> 400W Redundant Platinum PSU Built in Intel QAT upto 40 Gbps Crypto/Compression 8 LAN w/ 2x10G SPF + 2x10Gbase-T and 4x1GbE LAN 4x 2.5" HDD 256GB DDR4-2133MHz Registered ECC RDIMM or 512GB LRDIMM LRDIMM 	<ul style="list-style-type: none"> Intel® Skylake D-2146NT Processor, 8 Cores, 16 Threads, 2.3 GHz, 80W 4x PCIe3.0 x8 slots for AIOM 2x 10GbE(share with IPMI), 2x SFP+, 1x Ethernet Management Port, 1x COM via RJ45/micro USB 2x M.2 M-Key 2280/110, 1x M.2 B-Key 3042, 1x M.2 E-Key 2x EDSFF
Serverboard	SUPER● X11SDW-8G-TP13F	SUPER● X11SDV-8G-TP8F	SUPER●
Chipset	System on Chip (SoC)	SoC chipset	System on Chip (SoC)
System Memory (Max.)*	Up to 256GB Registered ECC RDIMM, DDR4-2133MHz; Up to 512GB LRDIMM LRDIMM, in 4 DIMM slots	DDR4-2666 512 LRDIMM or 256 Registered ECC RDIMM in 4 DIMM slots	Up to 256GB Registered ECC RDIMM, DDR4-2133MHz; Up to 512GB LRDIMM LRDIMM, in 4 DIMM slots
Expansion Slots	Dual PCI-E 3.0 x 16 full height full length expansion slot	1 PCI-E 3.0 x16, 1 M.2 M-Key for storage with 2242/2280, 1 M.2 B-Key for SSD & WAN with 2242, 1 Mini PCI-E x1	4 PCI-E3.0 x8 slots for AIOM
Onboard Storage Controller	SoC controller for 4 SATA3 (6 Gbps) ports	SoC with 12 SATA3 for RAID 0,1,5,10	SoC controller for 2 SATA3 (6 Gbps) ports
Connectivity	2x 10GbE, 2x SFP+, 9x GbE (one for Ethernet management), 1x dedicated IPMI LAN, 1x COM via RJ45, 2 USB 3.0	4x 1GbE, 2x 10 GBase-T, 2x 10G SFP+, 1 dedicate IPMI LAN, 2 USB3.0	2x 10GbE(share with IPMI), 2x SFP+, 1x Ethernet Management Port, 1x COM via RJ45/micro USB, 2 USB 3.0
VGA/Audio	VGA via BMC (option)	VGA via BMC	VGA via BMC (option)
Management	IPMI 2.0	IPMI 2.0 (RJ45) with dedicated LAN port and KVM via BMC VGA	IPMI 2.0
Drive Bays	2x External Hot-swap 2.5" Drive Bays, 2x Internal 2.5" Drive Bays	2x 2.5" Internal Fixed HDD bracket	2x External Hot-swap 2.5" Drive Bays, 2x EDSFF (option)
Peripheral Bays	N/A	4 x 2.5" HDD	N/A
Power Supply	350W Multi-output power supply Platinum level	Redundant 400W 80Plus Platinum Level	Redundant PWS-407P-1R, 400W Platinum level power supply
Cooling System	4x 40x28mm PWM fans (up to 6)	4x 40x56mm cooling fan	5x 40x40x56 mm 13K-11K RPM Counter-rotating Fans
Form Factor	1U Rackmount 437 x 43 x 381mm (17.2" x 1.7" x 15")	437 x 43 x 249mm (17.2" x 1.7" x 9.8")	1U Rackmount 437 x 43 x 381mm (17.2" x 1.7" x 15")

* Please check with your Supermicro sales representative and website for compatibility and configuration details



IoT/Embedded
Security and Surveillance
Appliance Server, UP

IoT/Embedded
vPro,
3 Independent Displays

IoT/Embedded
Intel® Atom® Processor C3858
Denverton
SoC, 12 Cores

IoT/Embedded
Intel® Atom® Processor Denverton
C3558
SoC, 4 Cores



MODEL	SYS-5019S-M2	SYS-1019S-M2	SYS-E300-9A	SYS-E200-9A
Processor Support	Intel® 6th Generation Core™ i3 series, Intel® 6th Generation Core™ i5 series, Intel® 6th Generation Core™ i7 series, Intel® 7th Generation Core™ i3 series, Intel® 7th Generation Core™ i5 series, Intel® 7th Generation Core™ i7 series, Intel® Celeron®, Inte	Intel® 6th/7th Generation Core™ i3 ,i5, i7 series Intel®, Pentium®, Celeron®	Intel® Atom™ Processor Denverton C3858, SoC 12 Cores, 25W, 2.0 GHz	Intel® Atom™ Processor C3558, SoC 4 Cores, 16W, 2.2 GHz
Key Applications	<ul style="list-style-type: none"> Security and Surveillance Appliance Server Secure Storage Rack Workstation 	<ul style="list-style-type: none"> Industrial Automation & Control Applications Military Compact Server VOIP and Network Appliances Medical Applications 7 Years Life Cycle 	<ul style="list-style-type: none"> Embedded Networking Applications Network Security Appliance FireWall Applications Virtualization Server 	<ul style="list-style-type: none"> Virtualization Server Virtual-CPE White Box Entry-level Network Appliance
Outstanding Features	<ul style="list-style-type: none"> 4x 3.5" SATA3 hot-swap drive bays Intel vPro™ and AMT 2x Gigabit LAN with AMT 7 year life cycle 	<ul style="list-style-type: none"> 6th/7th Generation Intel Core i7, i5, i3, Pentium and Celeron Processor Remote management via IPMI or vPro 2x Gigabit LAN ports, HDMI/DP/ DVI-I, 3 independent displays Full Height and Full Length add on card support Power redundancy or BBP support 	<ul style="list-style-type: none"> Best Performance per Watt 7 year life cycle IPMI 2.0 management with dedicated LAN 	<ul style="list-style-type: none"> NEW flexible I/O model for peripheral connectivity TDP lowered and increased from Rangeley 8 or more SATA III ports – Potentially with port multiplier support* Significantly improved IPC compared to the Avonton/ Rangeley cores. We expect a 70% or so raw performance improvement per core
Serverboard Chipset	SUPER● X11SSZ-F Intel® C236 chipset	SUPER● X11SSZ-QF Intel® Q170 Express chipset	SUPER● A2SDi-TP8F System on Chip	SUPER● A2SDi-4C-HLN4F System on Chip
System Memory (Max.)*	Up to 64GB Unbuffered ECC/non-ECC UDIMM, DDR4-2400MHz, in 4 DIMM slots	Up to 64GB Unbuffered non-ECC UDIMM, DDR4-2400MHz, in 4 DIMM slots	Up to 64GB Unbuffered ECC/non-ECC SO-DIMM, DDR4-2400MHz, in 4 DIMM slots 1 PCI Express 3.0 x4 AOC slot (LP), 1 M.2(M Key for SSD 2242/80, PCI-E/SATA3.0), 1 Mini-PCI-E /w mSATA Half Size	256GB Registered ECC, DDR4-2133MHz 64GB Unbuffered ECC/non-ECC, DDR4-2133MHz in 4 DIMM slots
Expansion Slots	1 PCI Express 3.0 x16 FH, HL slot	1 PCI-E 3.0 x16		1 M.2 (M key , 2242/2280, PCI-E3.0 x2 or SATA3)
Onboard Storage Controller	Intel® C236 chipset	Intel® Q170 Express controller for 2 SATA3 (6 Gbps) ports; RAID 0,1	SoC controller for 4x SATA3.0	SoC controller for 4x SATA 3.0
Connectivity	4 USB 3.0 (2x rear), 9 USB 2.0 (2x rear) 1 USB 2.0 Type A 2x Serial header 1x SuperDOM (shared) Audio headerAudio header	2x 1GbE, 1 dedicated IPMI LAN, 2 USB3.0, 2 USB2.0	2x 10GbE SFP+, 2x 10GbE LAN, 4x 1GbE LAN, 1 dedicated IPMI LAN, 2 USB 3.0	4x 1GbE LAN, 1 dedicated IPMI LAN, 2 USB 2.0, 1 USB 3.0 type A
VGA/Audio	Intel® HD Graphics, Aspeed AST2400 BMC	2 DP (DisplayPort), 1 DVI-I, 1 VGA, Intel® HD Graphics, Aspeed AST2400 BMC	VGA via BMC	VGA via BMC
Management	AMT, IPMI2.0, KVM with dedicated LAN, NMI, SuperDoctor® 5, vPro, Watchdog	AMT, IPMI2.0, KVM with dedicated LAN, NMI, SuperDoctor® 5, vPro, Watchdog	Intel® Node Manager, IPMI2.0, KVM with dedicated LAN, NMI, SUM, SuperDoctor® 5, Watchdog 2x 2.5" fixed drive bay: one with bracket, one on base mount.	IPMI2.0, KVM with dedicated LAN, NMI, SuperDoctor® 5, Watchdog
Drive Bays	4x 3.5" hot-swap SAS/SATA	2x 2.5" fixed with bracket	(1x 2.5" fixed drive bay when AOC area is occupied.) N/A	1x 2.5" SSD fixed drive bay
Peripheral Bays	1x Slim DVD-ROM Drive(option)	N/A	N/A	N/A
Power Supply	1U 350W Multi-output power supply Platinum level	1x PWS-407P-1R, Platinum Level and support 2nd redundant PSU PWS-407P-1R or battery backup unit PWS-206B-1R	Lockable 12V DC 84W power adapter	Lockable 12V DC 60W power adapter
Cooling System	4x 40x28mm PWM fan; 2x 40x28mm PWM fan(option) 1U Rackmount	4x 40x56mm PWM fan; 2x fans for AOC cooling	2x 40x28mm 4-PIN PWM Fan(FAN-0065L4, 13K RPM) 1U Compact Box; Enclosure: 254 x 43 x 226mm (10" x 1.7" x 8.9")	2x 40x28mm 4-PIN PWM FAN(FAN-0065L4, 13K RPM) 1U Compact Box; Enclosure: 195 x 43 x 226mm (7.68" x 1.7" x 8.9")
Form Factor	437 x 43 x 594mm (17.2" x 1.7" x 23.4") Package: 610 x 216 x 762mm (24" x 8.5" x 30")	437 x 43 x 429mm (17.2" x 1.7" x 16.9") Package: 686 x 203 x 610mm (27" x 8" x 24")	Package: 381 x 276 x 142mm (15" x 10.87" x 5.59")	Package: 381 x 142 x 276mm (15" x 5.59" x 10.87")

* Please check with your Supermicro sales representative and website for compatibility and configuration details



IoT/Embedded
Intel® Atom™ Processor Denverton
C3558/C3758, SoC, 4/8 Cores



IoT/Embedded
Intel® Atom™ Processor Denverton
C3558/C3758, SoC, 4/8 Cores



IoT/Embedded
Intel® Atom™ Processor Denverton
C3558/C3758, SoC, 4/8 Cores



MODEL	SYS-E300-9A-4CN10P SYS-E300-9A-8CN10P	SYS-E300-9A-4CN8 SYS-E300-9A-8CN8	SYS-E300-9A-4C SYS-E300-9A-8C
Processor Support	-4CN10P: Intel® Atom™ Processor Denverton C3558, SoC 4 Cores, 16W, 2.2 GHz -8CN10P: Intel® Atom™ Processor Denverton C3758, SoC 8 Cores, 25W, 2.2 GHz	-4CN8: Intel® Atom™ Processor Denverton C3558, SoC 4 Cores, 16W, 2.2 GHz -8CN8: Intel® Atom™ Processor Denverton C3758, SoC 8 Cores, 25W, 2.2 GHz	-4C: Intel® Atom™ Processor Denverton C3558, SoC 4 Cores, 16W, 2.2 GHz -8C: Intel® Atom™ Processor Denverton C3758, SoC 8 Cores, 25W, 2.2 GHz
Key Applications	<ul style="list-style-type: none"> Virtual-CPE White Box Solution Network Security Appliance Embedded IoT Gateway Networking Edge Device 	<ul style="list-style-type: none"> Virtual-CPE White Box Solution Network Security Appliance Embedded IoT Gateway Networking Edge Device 	<ul style="list-style-type: none"> Network Security Appliance Embedded IoT Gateway Networking Edge Device
Outstanding Features	<ul style="list-style-type: none"> Best Performance per Watt 7 year life cycle IPMI 2.0 management with dedicated LAN 	<ul style="list-style-type: none"> Best Performance per Watt 7 year life cycle IPMI 2.0 management with dedicated LAN 	<ul style="list-style-type: none"> Best Performance per Watt 7 year life cycle IPMI 2.0 management with dedicated LAN
Serverboard	-4CN10P: SUPER● A2SDV-4C-LN10PF -8CN10P: SUPER● A2SDV-8C-LN10PF	-4CN8: SUPER● A2SDV-4C-LN8F -8CN8: SUPER● A2SDV-8C-LN8F	-4C: SUPER● A2SDI-4C-HLN4F -8C: SUPER● A2SDI-8C-HLN4F
Chipset	System on Chip	System on Chip	System on Chip
System Memory (Max.)*	Up to 256GB Registered ECC DDR4-2400MHz, Up to 64GB Unbuffered ECC/Non-ECC DDR4-2400MHz; in 4 DIMM slots	Up to 256GB Registered ECC DDR4-2400MHz, Up to 64GB Unbuffered ECC/Non-ECC DDR4-2400MHz; in 4 DIMM slots	Up to 256GB Registered ECC DDR4-2400MHz, Up to 64GB Unbuffered ECC/Non-ECC DDR4-2400MHz; in 4 DIMM slots
Expansion Slots	-4CN10P: 1 PCI Express 3.0 x2 AOC slot (LP) when SSD isn't populated, 1 M.2 B Key 3042/2280(PCI-E 3.0 x2) -8CN10P: 1 PCI Express 3.0 x4 AOC slot (LP) when SSD isn't populated, 1x M.2 M Key 2242/2280 (PCI-E 3.0 x2 or SATA3.0), 1x M.2 B Key 3042/2280(PCI-E 3.0 x2)	-4CN8: 1x PCI Express 3.0 x2 AOC slot (LP) when only 1 SSD populated, 1 M.2 B Key 3042/2280(PCI-E 3.0 x2) -8CN8: 1 PCI Express 3.0 x4 AOC slot (LP) when only 1 SSD populated, 1x M.2 M Key 2242/2280 (PCI-E 3.0 x2 or SATA3.0), 1x M.2 B Key 3042/2280(PCI-E 3.0 x2)	1 PCI Express 3.0 x4 AOC slot (LP), 1x M.2 M Key 2242/2280(PCI-E 3.0 x2)
Onboard Storage Controller	SoC controller for 3x SATA3.0	SoC controller for 4x SATA3.0	SoC controller for 4x SATA3.0
Connectivity	8x 1GbE RJ45 and 2x 1G SFP, 1 dedicated IPMI LAN, 2 USB3.0, Optional Console port by request	8x 1GbE, 1 dedicated IPMI LAN, 2 USB3.0, Optional Console port by request	4x 1GbE, 1 dedicated IPMI LAN, 2 USB 2.0, Optional Console port by request
VGA/Audio	VGA via BMC	VGA via BMC	VGA via BMC
Management	OOB, IPMI2.0, KVM with dedicated LAN, NMI, SUM, SuperDoctor® 5, Watchdog	OOB, IPMI2.0, KVM with dedicated LAN, NMI, SUM, SuperDoctor® 5, Watchdog	OOB, IPMI2.0, KVM with dedicated LAN, NMI, SUM, SuperDoctor® 5, Watchdog
Drive Bays	1x 2.5" fixed drive bay when AOC area is not occupied.	1x 2.5" fixed drive bay when AOC area is not occupied.	1x 2.5" fixed drive bay (2x 2.5" fixed drive bay when AOC area is not occupied.)
Peripheral Bays	N/A	N/A	N/A
Power Supply	Lockable 12V DC 84W power adapter	Lockable 12V DC 84W power adapter	Lockable 12V DC 84W power adapter
Cooling System	1x 40x28mm 4-PIN PWM Fan(FAN-0065L4, 13K RPM) , Optional 1x Fan by request	1x 40x28mm 4-PIN PWM Fan(FAN-0065L4, 13K RPM) , Optional 1x Fan by request	1x 40x28mm 4-PIN PWM Fan(FAN-0065L4, 13K RPM), Optional 1x Fan by request
Form Factor	254 x 43 x 226mm (10" x 1.7" x 8.9") Package: 381 x 276 x 142mm (15" x 10.87" x 5.59")	1U Compact Box; Enclosure: 254 x 43 x 226mm (10" x 1.7" x 8.9") Package: 381 x 276 x 142mm (15" x 10.87" x 5.59")	254 x 43 x 226mm (10" x 1.7" x 8.9") Package: 381 x 276 x 142mm (15" x 10.87" x 5.59")

* Please check with your Supermicro sales representative and website for compatibility and configuration details



IoT/Embedded
8th Generation Intel® Core™ i Processor
Edge Computing



IoT/Embedded
IOT Gateway with
Intel® Quark SoC 2.2W



MODEL	SYS-E300-9C	SYS-E100-8Q
Processor Support	8th Generation Intel® Core™ i7/i5/i3/Pentium®/Celeron® Processor	Intel® Quark™ SoC X1021; CPU TDP support 2.2W
Key Applications	<ul style="list-style-type: none"> IoT Edge Computing DVR/NVR Machine Automation Digital Signage Medical Applications IoT Gateway 	<ul style="list-style-type: none"> IoT Gateway for Smart Factory, Smart Building, Smart Home Long Life Cycle Support
Outstanding Features	<ul style="list-style-type: none"> Coffee Lake 8th Gen Core i3/i5/i7 Embedded long life 1U Box Edge Devices TPM onboard 	<ul style="list-style-type: none"> 2x 1GbE LAN 2 Mini PCIe sockets, 1 Zigbee socket 2 USB2.0 (device and host) 1 RS232, 1 RS485 Analog Inputs 8 channel 12 bits and Digital I/O 8 bit through screw terminal connector
Serverboard	SUPER® X11SCV-Q	SUPER® A1SQN
Chipset	Intel® Q370 chipset	System on Chip
System Memory (Max.)*	Up to 32GB Unbuffered non-ECC SO-DIMM, DDR4-2666MHz, in 2 DIMM slots	Onboard 512MB DDR3 ECC memory
Expansion Slots	1 PCI Express 3.0 x16 AOC slot (LP) and M.2 M key: SATA/PCI-E 3.0 x4, support 2242/2280 length; M.2 E KEY: PCI-E 3.0 x1, support 2230 length	2x Mini-PCI-E slots and 1x ZigBee module socket
Onboard Storage Controller	Q370 controller for 2 SATA3 ports; RAID 0,1	Micro SDHC up to 32GB slot
Connectivity	2x 1GbE LAN with AMT, 4 USB 3.1 (2 type A & 2 type C in rear), HD Audio (Mic In/Line Out)	2x 1GbE LAN, 2 USB2.0 (device and host), RS485 & Analog Inputs 8 channel 12 bits & Digital I/O 8 bit through screw terminal connector, 1 RS232
VGA/Audio	1 DVI-D, 1HDMI, 1DP(DisplayPort), 3 Independent displays; 1 eDP(Embedded DisplayPort)	N/A
Management	AMT, NMI, SuperDoctor® 5, vPro, Watchdog	Watchdog
Drive Bays	2x 2.5" fixed drive bay	N/A
Peripheral Bays	N/A	N/A
Power Supply	Lockable 12V DC 150W power adapter	Lockable 12V DC 15W power adapter(international outlet support)
Cooling System	2x 4cm high performance PWM fan; optional for 1x fan to add-on card area cooling	Fanless
Form Factor	254 x 43 x 226mm (10" x 1.7" x 8.9") Package: 381 x 276 x 142mm (15" x 10.87" x 5.59")	IOT Gateway; Enclosure: 135 x 33 x 109mm (5.3" x 1.3" x 4.3") Package: 287 x 69 x 201mm (11.3" x 2.7" x 7.9")

* Please check with your Supermicro sales representative and website for compatibility and configuration details



IoT/Embedded
Intel® Xeon® Processor, Skylake D2123IT
SoC, 4-Cores, 8 Thread



IoT/Embedded
Intel® Xeon® Processor D-1528
SoC, 6-Cores



IoT/Embedded
Intel® Xeon® Processor D-1518
SoC, 4 Core



MODEL	SYS-E300-9D	SYS-E200-8D	SYS-E300-8D
Processor Support	Intel Skylake Xeon D-2123IT SoC, 2.2GHz, 4 Core, 8 Thread, TDP 60W	Intel® Xeon® Processor D-1528, SoC 6 Core, 35W, 1.9 GHz	Intel® Xeon® Processor D-1518, SoC 4 Core, 35W, 2.2 GHz
Key Applications	<ul style="list-style-type: none"> Network Security Appliance SDN-WAN, vCPE controller box NFV Edge Computing Server Virtualization Server IoT Edge Computing IoT Gateway Supports up to 4C high Density SKL-D SoC processor for edge network computing High Memory Bandwidth-Supports 4 DDR4 channel DIMMs(ECC LRDIMM or ECC RDIMM) with up to 2400 MHz memory speed , Max memory capacity up to 512GB on LRDIMM 	<ul style="list-style-type: none"> Embedded Networking Applications Network Security Appliance FireWall Applications Virtualization Server 	<ul style="list-style-type: none"> Embedded Networking Applications Network Security Appliance FireWall Applications Virtualization Server
Outstanding Features	<ul style="list-style-type: none"> 1x Low Profile PCIe 3.0 x 8 slot, 1 on board Oculink port(or 1x PCIe4 NVMe for NVMe SSD) 2 x 10GBase-T ethernet ports RMDA support 2 x USB 3.0, 1 x SATA 3.0 ports(SATA/SAS HDD/SSD) 1 x TPM 2.0 header 	<ul style="list-style-type: none"> Low Power Xeon D SoC 6 Core Best Performance per Watt 7 year life cycle IPMI 2.0 management with dedicated LAN 	<ul style="list-style-type: none"> Low Power Xeon D SoC 4 Core Best Performance per Watt 7 year life cycle IPMI 2.0 management with dedicated LAN
Serverboard Chipset	SUPER® (N/A)X11SDV-4C-TLN2F System On Chip	SUPER® X10SDV-6C-TLN4F System on Chip	SUPER® X10SDV-TP8F System on Chip
System Memory (Max.)*	4 x DDR4 DIMM 512 GB up to 2400MHz LRDIMM or 256GB RDIMM, ECC/non-ECC	128GB Registered ECC, DDR4-2133MHz 64GB Unbuffered ECC/non-ECC, DDR4-2133MHz in 4 DIMM slots	Up to 128GB ECC RDIMM DDR4 2133MHz or 64GB ECC/non-ECC UDIMM in 4 sockets
Expansion Slots	1 PCI-E 3.0x8(L/P)	1 M.2(M Key for SSD 2242/80, PCI-E/SATA3.0)	1 PCI-E 3.0 x8 AOC slot (L/P), 1 M.2(M Key for SSD 2242/80/110, PCI-E/SATA3.0, 1 Mini-PCI-E /w mSATA
Onboard Storage Controller	SoC controller for 4 SATA3 (6 Gbps) ports; support RAID 0,1,5,10, 4 SATA ports via Oculink (or PCIe3.0x4 for NVMe)	SoC controller for 6x SATA3.0	SoC controller for 4x SATA3.0
Connectivity	2x 10GBase-T LAN, 1 dedicated IPMI LAN, 2 USB 3.0 VGA via BMC	2x GbE and 2x 10G LAN ports, 1 dedicated management port, 2 USB 3.0 VGA via BMC	6x GbE and 2 SFP+, 1 dedicated management port, 2 USB 3.0
VGA/Audio			VGA via BMC
Management	IPMI 2.0	Intel® Node Manager, IPMI2.0, KVM with dedicated LAN, NMI, SUM, SuperDoctor® 5, Watchdog 1x 2.5" fixed drive bay with bracket.	Intel® Node Manager, IPMI2.0, KVM with dedicated LAN, NMI, SUM, SuperDoctor® 5, Watchdog 1x 2.5" fixed drive bay with bracket.
Drive Bays	1x 2.5" internal drive bay	(Design for 9.5mm thickness HDD with Low Profile Memory) N/A	(No 2.5" fixed drive bay when AOC area is occupied.) N/A
Peripheral Bays	N/A	N/A	N/A
Power Supply	MCP-250-10127-0N (120W)	DC power adapter	DC power adapter
Cooling System	3x 40x28mm 4-PIN PWM Fan(FAN-0065L4, 13K RPM), none	Passive CPU heat sink and 2x 40mm chassis fans	Passive CPU heat sink and 2x 40mm chassis fans
Form Factor	Tabletop 1U Box; Enclosure: 254 x 43 x 226mm (10" x 1.7" x 8.9") Package: 381 x 276 x 142mm (15" x 10.87" x 5.59")	1U compact BOX; Enclosure: 193 x 43 x 226mm (7.6" x 1.7" x 8.9") Package: 381 x 276 x 127mm (15" x 10.87" x 5.59")	254 x 43 x 226mm (10" x 1.7" x 8.9") Package: 381 x 276 x 142mm (15" x 10.87" x 5.59")

* Please check with your Supermicro sales representative and website for compatibility and configuration details

IoT/Embedded
Fanless Compact BOX PC

IoT/Embedded
Fanless Compact BOX PC

IoT/Embedded
Fanless Compact BOX PC



MODEL	SYS-E100-9S	SYS-E100-9S-E	SYS-E100-9S-L
Processor Support	7th Generation Intel® Core™ i7-7600U Processor	7th Generation Intel® Core™ i5-7300U Processor	7th Generation Intel® Core™ i3-7100U Processor
Key Applications	<ul style="list-style-type: none"> IoT Edge Computing Kiosk, Interactive information system Environmental Monitor 	<ul style="list-style-type: none"> AIoT Edge Computing Kiosk, Interactive information system Environmental Monitor 	<ul style="list-style-type: none"> IoT Edge Computing Kiosk, Interactive information system Environmental Monitor
Outstanding Features	<ul style="list-style-type: none"> 1 HDMI and 1 Display Port 1 USB3.1, 2 USB 3.0, 4 USB 2.0 4 COM (RS-232/422/485), 1 DIO via DB9 2 Gigabit Ethernet Ports TPM2.0 onboard 	<ul style="list-style-type: none"> Support Cloud-based Management Software Support Dual Independent Displays by HDMI & DP Fanless compact design 	<ul style="list-style-type: none"> 1 HDMI and 1 Display Port 1 USB3.1, 2 USB 3.0, 4 USB 2.0 4 COM (RS-232/422/485), 1 DIO via DB9 2 Gigabit Ethernet Ports TPM2.0 onboard
Serverboard	SUPER● X11SSN-H-WOHS	SUPER● X11SSN-E-WOHS	SUPER● X11SSN-L-WOHS
Chipset	System on Chip	System on Chip	System on Chip
System Memory (Max.)*	Up to 32GB Unbuffered non-ECC SO-DIMM, DDR4-2133MHz, in 2 DIMM slots	Up to 32GB Unbuffered non-ECC SO-DIMM, DDR4-2133MHz, in 2 DIMM slots	Up to 32GB Unbuffered non-ECC SO-DIMM, DDR4-2133MHz, in 2 DIMM slots
Expansion Slots	1 Full size Mini-PCI-E; 1 M.2 2280 B-Key	1 Full size Mini-PCI-E; 1 M.2 2280 B-Key	1 Full size Mini-PCI-E; 1 M.2 2280 B-Key
Onboard Storage Controller	1 M.2 2280 B-Key for SATA SSD	1 M.2 2280 B-Key for SATA SSD	1 M.2 2280 B-Key for SATA SSD
Connectivity	Dual LAN with Intel®PHY I219LM, 1 USB3.1, 2 USB3.0, 4 USB2.0, 4 COM (RS-232/422/485), 1 DIO via DB9, TPM2.0 onboard	Dual LAN with Intel®PHY I219LM, 1 USB3.1, 2 USB3.0, 4 USB2.0, 4 COM (RS-232/422/485), 1 DIO via DB9, TPM2.0 onboard	Dual LAN with Intel®PHY I219LM, 1 USB3.1, 2 USB3.0, 4 USB2.0, 4 COM (RS-232/422/485), 1 DIO via DB9, TPM2.0 onboard
VGA/Audio	1 DisplayPort, 1 HDMI	1 DisplayPort, 1 HDMI	1 DisplayPort, 1 HDMI
Management	AMT, SuperDoctor® 5, vPro, Watchdog		SuperDoctor® 5, Watchdog
Drive Bays	N/A	N/A	N/A
Peripheral Bays	N/A	N/A	N/A
Power Supply	Lockable 12V DC 60W power adapter	Lockable 12V DC 60W power adapter	Lockable 12V DC 60W power adapter
Cooling System	Fanless	Fanless	Fanless
Form Factor	195 x 44 x 151mm (7.68" x 1.73" x 5.94") Package: 241 x 140 x 203mm (9.5" x 5.5" x 8")	195 x 44 x 151mm (7.68" x 1.73" x 5.94") Package: 241 x 140 x 203mm (9.5" x 5.5" x 8")	195 x 44 x 151mm (7.68" x 1.73" x 5.94") Package: 241 x 140 x 203mm (9.5" x 5.5" x 8")

* Please check with your Supermicro sales representative and website for compatibility and configuration details

IoT/Embedded
IP51 Fanless Compact BOX PC

IoT/Embedded
Fanless Compact BOX PC, Cost Effective

IoT/Embedded
Fanless Compact BOX PC



MODEL	SYS-E50-9AP	SYS-E50-9AP-L	SYS-E50-9AP-N5
Processor Support	Intel® Atom™ Processorx5-E3940	Intel® Atom™ Processorx5-E3940	Intel® Atom™ Processorx5-E3940
Key Applications	<ul style="list-style-type: none"> • IoT Gateway • Commercial Appliance • Support Cloud-based Management Software 	<ul style="list-style-type: none"> • Cost Optimized IoT Gateway • Commercial Appliance 	<ul style="list-style-type: none"> • 5 LAN Fanless Embedded System • Entry Networking Appliance • IoT Gateway
Outstanding Features	<ul style="list-style-type: none"> • IP51 with plastic chassis design for water/dust proof • Palm-size for space-limited environment • Built-in Antenna 	<ul style="list-style-type: none"> • Palm-size for space-limited environment • Cost optimized 	<ul style="list-style-type: none"> • 5 LAN Fanless Embedded System • TPM 2.0 onboard • Built-in Antenna
Serverboard	SUPER● A2SAP-H	SUPER● A2SAP-H	SUPER● A2SAP-H
Chipset	System on Chip	System on Chip	System on Chip
System Memory (Max.)*	Up to 8GB Unbuffered non-ECC SO-DIMM, DDR3L-1866MHz, in 1 DIMM socket	Up to 8GB Unbuffered non-ECC SO-DIMM, DDR3L-1866MHz, in 1 DIMM socket	Up to 8GB Unbuffered non-ECC SO-DIMM, DDR3L-1866MHz, in 1 DIMM socket
Expansion Slots	1 Full size Mini-PCI-E; 1 Half size Mini-PCI-E; 1 M.2 B-Key 2242; 1 M.2 E-Key 2230	1 Half size Mini-PCI-E; 1 M.2 B-Key 2242	1 Half size Mini-PCI-E; 1 M.2 B-Key 2242; 1 M.2 E-Key 2230
Onboard Storage Controller	1 M.2 B-Key 2242 for SATA SSD, 1 SATA 3.0 for 7mm 2.5" SATA SSD	1 M.2 B-Key 2242 for SATA SSD	1 M.2 B-Key 2242 for SATA SSD, 1 SATA 3.0 for 7mm 2.5" SATA SSD
Connectivity	Dual LAN with Intel® I210-IT, 2 USB3.0, 2 USB2.0, 2 COM (RS-232/422/485), TPM2.0 onboard	Dual LAN with Intel® I210-IT, 2 USB3.0	5 LAN with Intel® I210-IT, 2 USB3.0, 2 USB2.0, 1 COM, TPM2.0 onboard
VGA/Audio	2 HDMI	1 HDMI	2 HDMI
Management	SuperDoctor® 5, Watchdog	SuperDoctor® 5, Watchdog	SuperDoctor® 5, Watchdog
Drive Bays	1 SATA 3.0 for 7mm 2.5" SATA SSD	N/A	1 SATA 3.0 for 7mm 2.5" SATA SSD
Peripheral Bays	N/A	N/A	N/A
Power Supply	Lockable 12V DC 40W power adapter	Lockable 12V DC 40W power adapter	Lockable 12V DC 40W power adapter
Cooling System	Fanless	Fanless	Fanless
Form Factor	148 x 44 x 118mm (5.82" x 1.72" x 4.64")	148 x 44 x 118mm (5.82" x 1.72" x 4.64")	148 x 44 x 118mm (5.82" x 1.72" x 4.64")

* Please check with your Supermicro sales representative and website for compatibility and configuration details



IoT/Embedded
Supports Wireless communication



IoT/Embedded
Compact Embedded Box PC



MODEL	SYS-E50-9AP-Wifi**	SYS-E102-9AP-L
Processor Support	Intel® Atom® processorx5-E3940	Intel® Atom® Processorx5-E3930
Key Applications	<ul style="list-style-type: none"> • IoT Gateway • Commercial Appliance 	<ul style="list-style-type: none"> • Embedded Applications
Outstanding Features	<ul style="list-style-type: none"> • Built-in Antenna and Dual band Wireless/Bluetooth combo module • IP51 with plastic chassis design for water/dust proof • Cable-less design for easy maintenance • Fanless design with palm-size dimension • Support Cloud-based Management Software 	<ul style="list-style-type: none"> • Building Block Solution for Embedded Applications • Easy integration
Serverboard	SUPER● A2SAP-H	SUPER● A2SAN-L
Chipset	System on Chip	System on Chip
System Memory (Max.)*	Up to 8GB Unbuffered non-ECC SO-DIMM, DDR3L-1866MHz, in 1 DIMM socket	Up to 8GB Unbuffered non-ECC SO-DIMM, DDR3L-1866MHz, in 1 DIMM slot
Expansion Slots	1 Full size Mini-PCI-E; 1 Half size Mini-PCI-E; 1 M.2 B-Key 2242	1 Full Size Mini-PCI-E; 1 M.2 2280 B-Key
Onboard Storage Controller	1 M.2 B-Key 2242 for SATA SSD, 1 SATA 3.0 for 7mm 2.5" SATA SSD	1 M.2 B-Key 2280 for SATA SSD, 1 SATA 3.0 for 7mm 2.5" SATA SSD
Connectivity	Dual LAN with Intel I120-IT, 2 USB3.0, 2 USB2.0, 2 COM (RS-232/422/485), TPM 2.0 onboard, Dual Band Wireless and Bluetooth 4.2	Dual LAN with Intel I210-IT, 2 USB3.0, TPM2.0 onboard
VGA/Audio	2 HDMI	1 VGA 1 HDMI
Management	SuperDoctor® 5, Watchdog	SuperDoctor® 5; Watchdog
Drive Bays	1 SATA 3.0 for 7mm 2.5" SATA SSD	1 SATA 3.0 for 7mm 2.5" SATA SSD
Peripheral Bays	N/A	N/A
Power Supply	Lockable 12V DC 40W power adapter	Lockable 12V DC 40W power adapter
Cooling System	Fanless	Passive CPU heat sink and 1x 40mm chassis fans
Form Factor	148 x 44 x 118mm (5.82" x 1.72" x 4.64")	190 x 44 x 120mm (7.48" x 1.72" x 4.72") Package: 241 x 140 x 203mm (9.5" x 5.5" x 8")

* Please check with your Supermicro sales representative and website for compatibility and configuration details
 ** Only available for NA and EU region. For other regions, please contact your sale representatives



IoT/Embedded
Extended Temperature
Fanless Compact BOX PC



IoT/Embedded
Fanless Compact BOX PC



IoT/Embedded
Industrial Ruggedized Fanless PC



MODEL	SYS-E100-9AP	SYS-E100-9APP	SYS-E100-9AP-IA
Processor Support	Intel® Atom® Processorx5-E3940	Intel® Pentium™ Processor N4200	Intel® Atom® Processorx5-E3940
Key Applications	<ul style="list-style-type: none"> IoT Gateway for Smart Factory, Smart Building, Smart Home Kiosk, Interactive information system Environmental Monitor Industrial Application 	<ul style="list-style-type: none"> IoT Gateway for Smart Factory, Smart Building, Smart Home Kiosk, Interactive information system Environmental Monitor 	<ul style="list-style-type: none"> IoT Gateway for Smart Factory, Smart Building Machine Automation Industrial Application
Outstanding Features	<ul style="list-style-type: none"> Supports wide-temp: -20~60°C TPM2.0 onboard Operational vibration: 5Grms, IEC 60068-2-64 Operational Shock: 30G, IEC 60068-2-27 	<ul style="list-style-type: none"> Supports temp: 0-60C TPM2.0 onboard Operational vibration: 5Grms, IEC 60068-2-64 Operational Shock: 30G, IEC 60068-2-27 	<ul style="list-style-type: none"> Din-rail Fanless Ruggedized Box PC 1 Flexible I/O Slot (via MiniPCI-E) 9-36VDC wide range power input Supports wide-temp: -20-60C Operational vibration: 5Grms, IEC 60068-2-64 Operational Shock: 30G, IEC 60068-2-27
Serverboard	SUPER● A2SAN-E-WOHS	SUPER● X11SAN-WOHS	SUPER● A2SAN-E-WOHS
Chipset	System on Chip	System on Chip	System on Chip
System Memory (Max.)*	Up to 8GB Unbuffered non-ECC SO-DIMM, DDR3L-1866MHz, in 1 DIMM socket	Up to 8GB Unbuffered non-ECC SO-DIMM, DDR3L-1866MHz, in 1 DIMM socket	Up to 8GB Unbuffered non-ECC SO-DIMM, DDR3L-1866MHz, in 1 DIMM socket
Expansion Slots	1 Full size Mini-PCI-E; 1 M.2 2280 B-Key	1 Full size Mini-PCI-E; 1 M.2 2280 B-Key	1 Full size Mini-PCI-E; 1 M.2 2280 B-Key
Onboard Storage Controller	1 M.2 2280 B-Key for SATA SSD	1 M.2 2280 B-Key for SATA SSD	1 M.2 2280 B-Key for SATA SSD, 1 SATA3 2.5" SSD
Connectivity	Dual LAN with Intel I210-IT, 2 USB3.0, 4 USB2.0, 4 COM (RS-232/422/485), 1 DIO via DB9, TPM2.0 onboard	Dual LAN with Intel I210-IT, 1 USB3.1, 2 USB3.0, 4 USB2.0, 4 COM (RS-232/422/485), 1 DIO via DB9, TPM2.0 onboard	Dual LAN with Intel I210-IT, 2 USB3.0, 4 USB2.0, 4 COM (RS-232/422/485), 1 DIO via DB9, TPM2.0 onboard
VGA/Audio	1 VGA 1 HDMI	1 VGA 1 HDMI	1 VGA 1 HDMI
Management	SuperDoctor® 5, Watchdog	SuperDoctor® 5, Watchdog	SuperDoctor® 5, Watchdog
Drive Bays	N/A	N/A	1 SATA 3.0 for 2.5" SATA SSD
Peripheral Bays	N/A	N/A	N/A
Power Supply	Lockable 12V DC 40W power adapter	Lockable 12V DC 40W power adapter	12V DC 60W power adapter, Terminal Block
Cooling System	Fanless	Fanless	Fanless
Form Factor	195 x 44 x 151mm (7.68" x 1.73" x 5.94")	195 x 44 x 151mm (7.68" x 1.73" x 5.94")	194 x 80 x 126mm (7.64" x 3.15" x 4.96")

* Please check with your Supermicro sales representative and website for compatibility and configuration details



IoT/Embedded
Intel® Coffee Lake-S,
8th Gen. Core™



IoT/Embedded
Atom C3338 Denverton
SoC, 2 Cores



IoT/Embedded
Atom™ E3940 Apollo Lake
SoC, 4 Cores



IoT/Embedded
Intel® Core™ i3,i5, i7 series,
Pentium®, Celeron®



MODEL	SYS-5029C-TN2	SYS-5029A-2TN4	SYS-5029AP-TN2	SYS-5029S-TN2
Processor Support	Intel® Xeon® Processor D-1541 SoC 8 Core 16 Thread, TDP 45W	Intel® Atom® C3338 Denverton Processor, SoC 2 Core, 9W, 1.5 GHz	Intel® Atom™ E3940 Apollo Lake Processor, SoC 4 Cores, 9.5W, 1.6 GHz	Intel® 6th/7th Generation Core™ i3, i5, i7 series Intel®, Pentium®, Celeron®; CPU TDP support up to 65W TDP
Key Applications	<ul style="list-style-type: none"> Surveillance Security Server Compact Storage Appliance Video processing and streaming Small Medium Business Edge Server 	<ul style="list-style-type: none"> 7 Years Life Cycle Compact Cloud Server Edge Computing Device 	<ul style="list-style-type: none"> Database Processing & Storage High Performance NAS Servers Medical Applications Security Appliance and Video Surveillance Web Server for Small and Medium Business Indoor Kiosk 	<ul style="list-style-type: none"> Database Processing & Storage Web Server for Small and Medium Business Medical Applications Security Appliance and Video Surveillance Indoor Kiosk
Outstanding Features	<ul style="list-style-type: none"> Up to 32GB Non ECC SO-DIMM DDR4 2666 MHz TPM chip onboard with jumper disable Up to 4 Hot-Swap 3.5" SATA3 HDD and 2 internal 2.5" fixed HDD 4 x USB 3.1 (2 type A & 2 type C in rear) M.2 Key: M-Key, E-Key for WiFi (or CNVi) card 	<ul style="list-style-type: none"> Quad Gigabit Ethernet LAN Up to 4x hot-swap 3.5" SATA3 drives IPMI 2.0 (dedicated LAN) with Virtual Media/KVM over LAN 7 year life cycle 	<ul style="list-style-type: none"> Up to 4 Hot-Swap 3.5" SATA3 HDD, 1 internal 2.5" fixed HDD and 1 M.2 (M key 2242/80 PCIe 2.0x2) Embedded long life 2x Gigabit LAN ports Quiet Operation 	<ul style="list-style-type: none"> DP, HDMI and DVI-I: 3 independent displays Remote management via vPro technology 2x Gigabit LAN ports Quiet Operation
Serverboard Chipset	SUPER® X11SCV-Q System on Chip	SUPER® A2SDI-2C-HLN4F System on Chip	SUPER® A2SAV System on Chip	SUPER® X11SSV-Q Intel® Q170
System Memory (Max.)*	Up to 32GB Unbuffered non-ECC SO-DIMM, DDR4-2666MHz, in 2 DIMM slots	Up to 128GB RDIMM or 32GB ECC/ NON ECC UDIMM, DDR4-1866MHz in 2 DIMM slots	8GB Unbuffered non-ECC DDR3-1866MHz SO-DIMM in 1 DIMM slot	32GB Unbuffered non-ECC SO-DIMM, DDR4-2133MHz, in 2 DIMM slots
Expansion Slots	1 PCI-E 3.0 x16(Low Profile); 1 M.2 PCI-E 3.0x4 M Key 2242/2280	1x PCIe 3.0 x2 (in x4 open ended slot)	1 PCIe 2.0 x2 in x8 slot, 1 M.2 (M key 2242/80 PCIe 2.0x2), 1 Mini-PCIe with mSATA support	1 x PCIe 3.0 x16 slot 1 x M.2 (M key 2242/80 PCIe 3.0x4) 1 x Mini-PCIe with mSATA support
Onboard Storage Controller	Intel® Q370 controller for 5 SATA3 (6 Gbps) ports; RAID 0,1,5,10X11SCV-Q: Q370 controller for 5SATA3 ports;RAID 0,1,5,10 ;	SoC controller for 6 SATA3 (6 Gbps) ports	Marvel 885E9230 controller for 4 SATA3 (6 Gbps) ports; RAID 0,1,5,10; SoC controller for 2 SATA3 (6 Gbps) ports	Intel® Q170 Express controller for 5 SATA3 (6 Gbps) ports; RAID 0,1,5,10;
Connectivity	4 USB 3.1 (2 type A & 2 type C in rear)	4 x 1GbE LAN, 1 dedicated IPMI LAN, 2 USB2.0	2x 1GbE LAN, 2 USB3.0, 3 USB2.0(2 front, 1 Type A), 1 Serial Port (RJ45) ALC 8885 HD Audio 1 HDMI, 1 DP, 1 VGA or 1 eDP, Intel HD Graphic 3 independent displays	2x 1GbE, 4 USB3.0, 3 USB2.0 (2 front, 1 Type A), 2 RS232 ALC 8885 HD Audio 1 HDMI, 1 DP (Display Port), 1 DVI - D, 1 Intel® HD Graphics 3 Independent Displays
VGA/Audio	Intel® HD Graphics	VGA via BMC	Intel HD Graphic 3 independent displays	Intel® HD Graphics 3 Independent Displays
Management	AMT, NMI, SuperDoctor® 5, vPro, Watchdog	IPMI2.0, KVM with dedicated LAN, NMI, SuperDoctor® 5, Watchdog	vPro and AMT	vPro and AMT
Drive Bays	4x 3.5" SATA Hot Swap drive bay and 2x2.5" internal drive bay	4x 3.5" hot-swap drive bay, 2x 2.5" fixed drive bay	4x 3.5" hot-swap SAS/SATA 2x 2.5" fixed drive bay	4x 3.5" hot-swap SAS/SATA 1x 2.5" fixed drive bay
Peripheral Bays	1x slim DVD-ROM drive bay	1x slim DVD-ROM drive bay (shared with 1 x 2.5" fixed drive bay)	1x slim DVD-ROM drive bay (shared with 1 x 2.5" fixed drive bay)	1x slim DVD-ROM drive bay (shared with 1 x 2.5" fixed drive bay)
Power Supply	1U 250W Flex ATX Multi-output Bronze Power Supply, FSP FSP250-50LC	PWS-251-1H 250W Flex ATX Multi-output Bronze Power Supply	PWS-251-1H 250W Flex ATX Multi-output Bronze Power Supply	PWS-251-1H 250W Flex ATX Multi-output Bronze Power Supply
Cooling System	1x 12cm rear exhaust fan,; 1x Active CPU cooler	1x 12cm rear exhaust fan;	1x 12cm rear exhaust fan,; SNK-P0046A4 - optional	1x 12cm rear exhaust fan,; SNK-P0046A4 - optional
Form Factor	210 x 240 x 279mm (8.27" x 9.45" x 11") Package: 315 x 350 x 410mm (12.4" x 13.78" x 16.14")	Mini-Tower; Enclosure: 210 x 240 x 279mm (8.27" x 9.45" x 11") Package: 315 x 350 x 410mm (12.4" x 13.78" x 16.14")	Mini-Tower; Enclosure: 210 x 240 x 279mm (8.27" x 9.45" x 11") Package: 315 x 350 x 410mm (12.4" x 13.78" x 16.14")	Mini-Tower; Enclosure: 210 x 240 x 279mm (8.27" x 9.45" x 11") Package: 315 x 350 x 410mm (12.4" x 13.78" x 16.14")

* Please check with your Supermicro sales representative and website for compatibility and configuration details

IoT/Embedded
Intel® Atom™ E3940,
Apollo Lake SoC, 4-Cores

IoT/Embedded
Intel® Pentium® N3700 Processor SoC, 4-Cores

IoT/Embedded
Intel® Celeron™ J1900 Processor
SoC, 4-Cores



MODEL	SYS-E200-9AP	SYS-E200-9B	SYS-E200-8B
Processor Support	Intel® Atom™ E3940 Apollo Lake Processor, SoC 4 Cores, 9.5W, 1.6 GHz	Intel® Pentium® N3700 Processor SoC, 4 Cores, 6W, 1.6GHz	Intel® Celeron™ J1900 Processor, SoC 4-Core, 10W 2.0GHz
Key Applications	<ul style="list-style-type: none"> Digital Signage Security Appliance and Video Surveillance Indoor Kiosk 	<ul style="list-style-type: none"> Embedded Applications Thin Client Digital Signage Indoor Kiosk Networking Appliance 1U Compact Mini ITX BOX System 	<ul style="list-style-type: none"> Embedded Applications Thin Client Digital Signage Indoor Kiosk
Outstanding Features	<ul style="list-style-type: none"> M.2 2242, 2280, 22110 with M-key (full size) mSATA support Dual display for HDMI, Display Port, VGA 2x Gbe LAN 	<ul style="list-style-type: none"> Low power SoC Intel® Pentium® N3700 (10W, 4C) Dual display for HDMI, Display Port, VGA Intel® i210AT Quad GbE LAN 2 x USB 3.0 ports, 2 x USB 2.0 (Rear I/O) COM port (Rear I/O) 	<ul style="list-style-type: none"> 1U Compact Mini ITX BOX System Low power SoC Intel® Celeron™ J1900 (10W, 4C) Dual display for HDMI, Display Port, VGA Intel® i210AT dual port GbE LAN
Serverboard	SUPER● A2SAV-L	SUPER● X11SBA-LN4F	SUPER● X10SBA
Chipset	System on Chip	System on Chip	System on Chip
System Memory (Max.)*	8GB Unbuffered non-ECC DDR3L-1866MHz SODIMM	Up to 8GB 1600MHz DDR3 Non-ECC SO-DIMM in 2 sockets	Up to 8GB 1333MHz DDR3L Non-ECC SO-DIMM in 2 socket
Expansion Slots	1 M.2 PCI-E 2.0 x2, M Key 2242/2280	1 mini-PCIe slot with mSATA support	1 mini-PCI-E slot with mSATA support
Onboard Storage Controller	N/A	SoC controller for 2 SATA3 (6 Gbps) ports	SATA 2.0 (3Gbps) from Intel® SoC, SATA 3.0 (6Gbps) from Marvell 88SE9230
Connectivity	2x 1GbE LAN, 2 USB3.0, 2 USB2.0, 2 Serial Port (RJ45 and DB9)	4x 1GbE, 1 dedicate IPMI LAN, 2 USB3.0, 2 USB2.0Realtek ALC888S HD Audio	2x 1GbE LAN, 1 USB3.0, 1 USB2.0Realtek ALC888S-VD2 HD Audio
VGA/Audio	1 HDMI, 1 DP, 1 VGA or 1 eDP, Intel HD Graphic 3 independent displays	1 Display Port, 1 HDMI, 1 VGA (Two Independent Displays) ALC 888S HD Audio	1 Display Port, 1 HDMI, 1 VGA (two Independent Displays)
Management	SuperDoctor® 5; Watchdog;	IPMI 2.0 with KVM support	SuperDoctor® 5, Watch Dog
Drive Bays	N/A	1x 2.5" internal HDD support	1x 2.5" internal HDD support
Peripheral Bays	N/A	N/A	N/A
Power Supply	Lockable 12V DC 60W power adapter	Lockable 12V DC 60W power adapter	Lockable 12V DC 60W power adapter
Cooling System	1x 4cm fan	1 x 4cm high performance PWM fan, support up to 2 chassis fans	1x 4cm high performance PWM fan, support up to 2 chassis fans
Form Factor	1U Compact Box; Enclosure: 195 x 44 x 195mm (7.68" x 1.75" x 7.68") Package: 381 x 276 x 142mm (15" x 10.87" x 5.59")	1U Compact Box; Enclosure: 195 x 44 x 195mm (7.68" x 1.75" x 7.68") Package: 381 x 276 x 142mm (15" x 10.87" x 5.59")	195 x 44 x 195mm (7.68" x 1.75" x 7.68") Package: 381 x 276 x 142mm (15" x 10.87" x 5.59")

* Please check with your Supermicro sales representative and website for compatibility and configuration details



IoT/Embedded
Intel® Atom™ C2758, 8-Cores, Rangeley, 7 LAN
with
3-pair LAN bypass



IoT/Embedded
Intel® Xeon® Processor D-1537
SoC, 8 Core



IoT/Embedded
Intel® Pentium® Processor D1508
SoC, Dual Core



MODEL	SYS-5018A-TN7B	SYS-5018D-MHR7N4P	SYS-5018D-LN4T
Processor Support	Intel® Atom™ C2758 Processor, SoC 8-Core, 20W, 2.4GHz	Intel® Xeon® Processor D-1537, SoC 8 Core, 35W, 1.7-2.3GHz	Intel® Pentium® Processor D1508, FCBGA1667 supported, CPU TDP support 25W
Key Applications	<ul style="list-style-type: none"> • Network Security Appliance • FireWall Applications • Virtualization Server • Embedded Applications 	<ul style="list-style-type: none"> • Hyper-Converged Appliance • Enterprise Server • Edge Computing Server • Private Cloud Server • Virtualization Server • Low Power Xeon D SoC 8 Core with Dual 10GbE and Dual GbE • Remote management via dedicated IPMI BMC • 400W high-efficiency redundant power supply • 7 year life cycle 	<ul style="list-style-type: none"> • Compact Network Appliance • FireWall Applications • Software Defined WAN • Intel® Xeon® processor D-1508, Dual-Core, 25W • Up to 128GB ECC RDIMM DDR4 2133MHz or 64GB ECC/non-ECC UDIMM in 4 sockets • 4 x 2.5" SATA3 HDD, and 1 M.2 (M key 2242/80/110 PCIe 3.0x4)
Outstanding Features	<ul style="list-style-type: none"> • 7xGbE LAN with 3-pair bypass • Embedded long life 		
Serverboard	SUPER● A1SRM-LN7F-2758	SUPER● X10SDV-7TP4F	SUPER● X10SDV-2C-TP4F
Chipset	System on Chip	System on Chip	System on Chip
System Memory (Max.)*	64GB Unbuffered ECC/non-ECC, DDR3-1600MHz in 4 DIMM slots	Up to Up to 128GB Registered ECC RDIMM, DDR4-2133MHz Up to 64GB Unbuffered ECC/non-ECC UDIMM, DDR4-2133MHz, in 4 DIMM slots	128GB Registered ECC RDIMM, DDR4-2133MHz 64GB Unbuffered ECC/non-ECC UDIMM, DDR4-2133MHz, in 4 DIMM slots
Expansion Slots	1 PCI-E 2.0 x4 (in x8) slot	PCI-E 3.0 x8 full height expansion slot; M.2 PCIe 3.0x4, M Key 2242/2280/22110, Mini-PCIe with mSATA support	1 PCI-E 3.0 x8; M.2 PCI-E 3.0x4, M Key 2242/2280/22110, Mini-PCI-E with mSATA support
Onboard Storage Controller	SoC controller for 4 SATA2 (3 Gbps) ports; 2 SATA3 ports(6 Gbps)	4 SATA3 support RAID 0,1,5,10(RSTe) or 4 SAS2 (No RAID support and require one optional cable, CBL-SAST-0811)	SoC controller for 4 SATA3 (6 Gbps) ports; RAID 0,1,5,10 RSTe;
Connectivity	7x 1GbE (3-pair bypass), 1 dedicated IPMI LAN (share with one LAN), 4x USB2.0, 1 Serial Port (RJ45)	2x 1GbE LAN, 2x 10G SFP+, 1 dedicate IPMI LAN, 2 USB3.0, 1 USB2.0 Type A	2x 1GbE LAN, 2x 10G SFP+, 1 dedicate IPMI LAN, 2 USB3.0
VGA/Audio	VGA via BMC	VGA via BMC	VGA via BMC
Management	IPMI2.0; NMI; SUM; SuperDoctor® 5; Watchdog;	Intel® Node Manager, IPMI2.0, KVM with dedicated LAN, NMI, SUM, SuperDoctor® 5, Watchdog	Intel® Node Manager, IPMI2.0, KVM with dedicated LAN, NMI, SUM, SuperDoctor® 5, Watchdog
Drive Bays	1x 3.5" fixed drive bay or 4x 2.5" drive bay with optional bracket	4x 3.5" hot-swap SATA3/SAS2(require one optional cable, CBL-SAST-0811)	1x 3.5" fixed drive bay or up to 4x 2.5" fixed drive bay
Peripheral Bays	N/A	1 slim DVD-ROM drive bay	N/A
Power Supply	200W Multi-output 80Plus Gold PWS	Redundant 400W Platinum Level power supplies, PWS-407P-1R	200W Low-Noise AC-DC power supply with PFC
Cooling System	2x 4cm counter-rotating PWM fan, support up to three system fans	3x 40x28mm PWM fan for CPU and Memories; 1x 40x28mm PWM fan for AOC cooling	1x 40x28mm 13K RPM 4-PIN PWM FAN
Form Factor	Short Depth 1U Rack Mount; Enclosure: 437 x 43 x 287mm (17.2" x 1.7" x 11.3") Package: 645 x 155 x 503mm (25.4" x 6.1" x 19.8")	1U Rackmount; Enclosure: 437 x 43 x 503mm (17.2" x 1.7" x 19.8") Package: 610 x 216 x 749mm (24" x 8.5" x 29.5")	437 x 43 x 249mm (17.2" x 1.7" x 9.8")

* Please check with your Supermicro sales representative and website for compatibility and configuration details



IoT/Embedded
Intel® Xeon® Processor D-1537
SoC, 4-Core



IoT/Embedded
Intel® Xeon® Processor D-1587
SoC 16 Core



MODEL	SYS-5018D-FN8T	SYS-1018D-FRN8T
Processor Support	Intel® Xeon® Processor D-1518, SoC 4 Core, 35W, 2.2 GHz	Intel® Xeon® Processor D-1587 SoC 16 Core, 65W 1.7-2.3GHz
Key Applications	<ul style="list-style-type: none"> • Networking Appliance • Network Security Appliance • FireWall Applications • Embedded Applications • Virtualization Server 	<ul style="list-style-type: none"> • Network Security Appliance • FireWall Applications • Virtualization • SD-WAN • vCPE • 400W Redundant Platinum PSU • 1x Low Profile PCIe 3.0 x 8 and 1x M.2 PCIe 3.0 x4, MiniPCIe with mSatat • 4x 2.5" HDD • 8 LAN w/ 2x10G SFP+ and 6x1GbE LAN • 128G DDR4 RAM
Outstanding Features	<ul style="list-style-type: none"> • Low Power Xeon D SoC 4 Core • Best Performance per Watt • 7 year life cycle • IPMI 2.0 management with dedicated LAN 	
Serverboard	SUPER● X10SDV-TP8F	SUPER● X10SDV-7TP8F
Chipset	System on Chip	System on Chip
System Memory (Max.)*	Up to 128GB ECC RDIMM DDR4 2133MHz or 64GB ECC/non-ECC UDIMM in 4 sockets	128 GB of DDR4 ECC RDIMM 2133MHz or 64 GB of DDR4 ECC UDIMM 2133MHz
Expansion Slots	1 PCI-E 3.0 x8; M.2 PCI-E 3.0x4, M Key 2242/2280/22110, Mini-PCI-E with mSATA support	1 PCI-E 3.0 x8; M.2 PCI-E 3.0x4, M Key 2242/2280/22110, Mini-PCI-E with mSATA support
Onboard Storage Controller	SoC controller for 4x SATA3.0	SoC controller for 4 SATA3 (6 Gbps) ports; RAID 0,1,5,10RSTe; Broadcom® 2116 SW controller for 16 SATA3/ SAS2 (6 Gbps) ports
Connectivity	6x 1GbE LAN, 2x 10G SFP+, 1 dedicate IPMI LAN, 2 USB3.0	6x 1GbE LAN, 2x 10G SFP+, 1 dedicate IPMI LAN, 2 USB3.0
VGA/Audio	VGA via BMC	VGA via BMC
Management	Intel® Node Manager, IPMI2.0, KVM with dedicated LAN, NMI, SUM, SuperDoctor® 5, Watchdog	IPMI 2.0 (RJ45) with dedicated LAN port and KVM via BMC VGA
Drive Bays	1x 3.5" fix drive bay or 4x 2.5" fixed drive bay with bracket	4x 2.5" HDD
Peripheral Bays	N/A	N/A
Power Supply	200W Multi-output power supply Gold level w/20pin	Redundant 400W 80Plus Platinum Level
Cooling System	Passive CPU heat sink and 3x 40mm chassis fans	4x 40x56mm cooling fan
Form Factor	437 x 43 x 249mm (17.2" x 1.7" x 9.8") Package: 655 x 155 x 465mm (25.8" x 6.1" x 18.3")	437 x 43 x 249mm (17.2" x 1.7" x 9.8")

* Please check with your Supermicro sales representative and website for compatibility and configuration details



IoT/Embedded
Best Performance per Watt,
Less than 10" Depth



IoT/Embedded
Low Power



MODEL	SYS-5018D-FN4T	SYS-5018A-TN4
Processor Support	Intel® Xeon® Processor D-1541. Socket FCBGA1667 supported, CPU TDP support 45W	Intel® Atom® Processor C2750
Key Applications	<ul style="list-style-type: none"> • Networking Appliance • Edge Computing Device • Security Gateway • Compact Cloud Server 	<ul style="list-style-type: none"> • Application and data serving, Automation, Cloud and Virtualization needs • Corporate- WINS, DNS, Print, Login, e-Business, Embedded Applications, Hosting & Application delivery, Industrial Automation & Control, NAS Servers, Security • SOHO Entry-Level Server, Web Server, Web Server for Small and Medium Business
Outstanding Features	<ul style="list-style-type: none"> • Up to 2x 3.5" or 4x 2.5" SATA3 device • 1x PCI-E x16 Gen 3 add-on card slot • Dedicated management port 	<ul style="list-style-type: none"> • 1 PCI-E x8 slot • 200W Low-Noise power supply • 4x 2.5" SATA drives • Compact size chassis, cost-effective UP platform • IPMI 2.0 + KVM with dedicated LAN • Optimized for small business
Serverboard	SUPER● X10SDV-8C-TLN4F	SUPER● A1SAI-2750F
Chipset	Intel Xeon D-1540, SoC	System on Chip
System Memory (Max.)*	Up to 128GB Registered ECC RDIMM, DDR4-2133MHz Up to 64GB Unbuffered ECC/non-ECC UDIMM, DDR4-2133MHz, in 4 DIMM slots	Up to 32GB ECC DDR3 1600/1333MHz SODIMM in 4 DIMM slots
Expansion Slots	1 PCI Express 3.0 x16 add-on card slot	1x PCI-E 2.0 x8 slot via riser card
Onboard Storage Controller	Intel SoC-based 2x 3.5" or 4x 2.5" SATA3 bays, SATA DOM support	SoC controller for 4 SATA2 (3Gbps) ports; 2 SATA3 (6Gbps)
Connectivity	2x GbE + 2x 10G LAN ports 1x dedicated management port 2 USB 3.0 (rear) 2x USB 3.0, 4x USB 2.0 ports (via header), 1x M.2 slot (M key for SSD, 2242/2280, PCIe3.0 x4)	4x RJ45 Gigabit Ethernet LAN ports 1x RJ45 Dedicated IPMI LAN port 4x USB 3.0 ports (2 rear, 1 Type A, 1 via header) 2x USB 2.0 ports (2 rear) 2x Fast UART 16550 Serial Port (1 rear, 1 via header)
VGA/Audio	Aspeed AST2400 BMC	AST2400 VGA 4x USB3.0, 2 x USB2.0
Management	Integrated remote management with dedicated port	IPMI 2.0 + KVM with dedicated LAN, SuperDoctor® 5, Watchdog
Drive Bays	Intel® SoC-based 2x 3.5" or 4x 2.5" SATA3 bays	2x 3.5" fixed HDD (no expansion slot), or 1x 3.5" fixed HDD (low profile slot only), or 4x 2.5" fixed HDD (no expansion slot), or 2x 2.5: fixed HDD (full height and half length)
Peripheral Bays	N/A	N/A
Power Supply	1U 200W Multi-output power supply Gold level w/20pin	200W Low-Noise AC-DC power supply with PFC
Cooling System	Active CPU fan, 40mm chassis fan	Built-in CPU heatsink; optional 40x28mm fan; 1x high-efficiency power supply with thermal control fan
Form Factor	1U Rackmount 437 x 43 x 249mm (17.2" x 1.7" x 9.8") Package: 655 x 155 x 465mm (25.8" x 6.1" x 18.3")	Mini-1U Rackmount 437 x 43 x 249mm (17.2" x 1.7" x 9.8")

* Please check with your Supermicro sales representative and website for compatibility and configuration details



IoT/Embedded
Intel® Atom® C2758, 8-Core
Rangeley



IoT/Embedded
Intel® Atom® C2758, 8-Core
Rangeley



MODEL	SYS-5018A-FTN4	SYS-5018A-MHN4
Processor Support	Intel® Atom™ C2758 Processor, SoC 8-Core, 20W, 2.4GHz	Intel® Atom™ Processor C2758, SoC 8-Core, 20W, 2.4GHz
Key Applications	<ul style="list-style-type: none"> • Application and data serving • Automation • Cloud and Virtualization needs • Corporate- WINS, DNS, Print, Login • e-Business • Embedded Applications 	<ul style="list-style-type: none"> • Cloud and Virtualization needs • Cloud Computing • Data Center • Data Warehouse • Database Applications • e-Business • IPMI 2.0 + KVM with dedicated LAN • Optimized for Power Saving and Improved Cooling • 4 hot-swap 3.5" SATA/SAS Drive Bays
Outstanding Features	<ul style="list-style-type: none"> • Compact size server • 4x 2.5" SATA drives 	
Serverboard	SUPER● A1SRI-2758F	SUPER● A1SRM-2758F
Chipset	System on Chip	System on Chip
System Memory (Max.)*	Up to 64GB DDR3 1600MHz ECC SO-DIMM in 4 DIMM sockets	Up to 64GB ECC/non-ECC UDIMM, DDR3-1600MHz in 4 sockets
Expansion Slots	1 PCI-E 2.0 x8	1 PCI-E 2.0 x8(FH,HL)
Onboard Storage Controller	SoC controller for 4 SATA2 (3 Gbps); 2 SATA3 (6 Gbps);	SoC controller for 4 SATA2 (3 Gbps); 2 SATA3 (6 Gbps)
Price Connectivity	4x 1GbE LAN, 1 dedicate IPMI LAN, 2 USB3.0, 2 USB2.0, 1 serial port (DB9)	4x 1GbE LAN, 1 dedicate IPMI LAN, 4 USB2.0, 1 serial port(DB9)
VGA/Audio	VGA via BMC	VGA via BMC
Management	IPMI2.0, NMI, SuperDoctor® 5, Watchdog	IPMI2.0, KVM with dedicated LAN, NMI, SuperDoctor® 5, Watchdog
Drive Bays	2x 3.5" fixed drive bay or 4x 2.5" fixed drive bay with optional bracket	4x 3.5" hot-swap SAS/SATA
Peripheral Bays	N/A	1 slim DVD-ROM drive bay
Power Supply	High efficiency 200W power supply	200W Low Noise AC-DC power supply with PFC
Cooling System	1 x 40x28MM 4-PIN PWM FAN	2x 4cm high performance PWM fan
Form Factor	1U Short Depth Rackmount; Enclosure: 437 x 43 x 249mm (17.2" x 1.7" x 9.8") Package: 655 x 155 x 465mm (25.8" x 6.1" x 18.3")	437 x 43 x 504mm (17.2" x 1.7" x 19.85") Package: 594 x 216 x 754mm (23.4" x 8.5" x 29.7")

* Please check with your Supermicro sales representative and website for compatibility and configuration details



IoT/Embedded
Compact Mini Tower
3 Independent Displays



IoT/Embedded
Intel® Atom™ C2758
8-Core, Rangeley



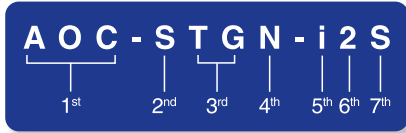
IoT/Embedded
Intel® Xeon® D-1541 Processor, 8-Core,
Dual 10GbE LAN and Dual GbE



MODEL	SYS-5028L-TN2	SYS-5028A-TN4	SYS-5028D-TN4T
Processor Support	Intel® Xeon® E3-1200 v3 and 4 Gen. Core i3/i5/i7, Celeron®, Pentium®	Intel® Atom™ C2758 Processor, SoC 8-Core, 20W, 2.4GHz	Intel® Xeon® Processor D-1541 SoC 8 Core 16 Thread, TDP 45W
Key Applications	<ul style="list-style-type: none"> Compact Cloud Server Database Processing & Storage High Performance NAS Servers Business Intelligence Security Appliance and Video Surveillance Web Server for Small and Medium Business 	<ul style="list-style-type: none"> Embedded Applications Cloud and Virtualization needs NAS Servers SOHO Entry-Level Server Corporate- WINS, DNS, Print, Login e-Business 	<ul style="list-style-type: none"> Network Security Appliance Compact Cloud Server High Performance NAS Servers Virtualization Server Business Critical Applications Web Server for Small and Medium Business
Outstanding Features	<ul style="list-style-type: none"> Up to 4 Hot-Swap 3.5" SATA3 HDD and 2 internal 2.5" fixed HDD DP, HDMI and DVI-I: 3 independent displays 2x Gigabit LAN ports TPM 1.2 Headers Up to 16GB DDR3 non-ECC 1600MHz SODIMM 1x PCI-E 3.0 x16 slot 	<ul style="list-style-type: none"> 4x 3.5" SATA Hot Swap Tray and 2 x2.5" internal HDD bay Support up to 64GB ECC SODIMM One low profile expansion slot for PCIe2.0x8 	<ul style="list-style-type: none"> Up to 128GB ECC RDIMM DDR4 2133MHz or 64GB ECC/non-ECC UDIMM in 4 sockets 2x Gigabit + 2x 10G LAN ports Up to 4 Hot-Swap 3.5" SATA3 HDD and 2 internal 2.5" fixed HDD IPMI 2.0 + KVM with dedicated LAN 1x Low Profile PCIe 3.0 x16 and 1x M.2 PCIe 3.0 x4, M Key 2242/2280
Serverboard	SUPER● X10SLV-Q	SUPER● A1SRI-2758F	SUPER● X10SDV-TLN4F
Chipset	Intel® Q87 chipset	System on Chip	System on Chip
System Memory (Max.)*	16 GB, DDR3-1600MHz non-ECC SODIMM in 2 sockets	Up to 64GB DDR3 1600MHz ECC SODIMM in 4 DIMM sockets	128GB Registered ECC, DDR4-2133MHz 64GB Unbuffered ECC/non-ECC, DDR4-2133MHz in 4 DIMM slots
Expansion Slots	1 PCI-E 3.0 x16 slot 1x Mini-PCI-E w/ mSATA support	PCI-E 2.0 x8	1 PCI-E 3.0 x16(Low Profile); 1 M.2 PCI-E 3.0x4 M Key 2242/2280
Onboard Storage Controller	SoC controller for 4x SATA 3.0 ports (6Gbps) with RAID 0,1,5,10	SoC controller for 4 SATA2 (3 Gbps) ports; 2 SATA3 (6 Gbps)	SoC controller for 6 SATA3 (6 Gbps) ports
Connectivity	2x 1GbE LAN, 2 USB3.0, 2 USB2.0	4x 1GbE LAN, 1 dedicate IPMI LAN, 2 USB3.0, 2 USB2.0, 1 serial port(DB9)	2x 1GbE LAN, 2x 10GBase-T LAN, 1 dedicate IPMI LAN, 2 USB3.0(rear), 2 USB2.0(front)
VGA/Audio	Intel HD 4600 Graphics, 1 DisplayPort, 1 HDMI, 1 DVI-I, 3 Independent Displays	VGA via BMC	VGA via BMC
Management	SuperDoctor® III Watch Dog NMI	IPMI2.0; NMI; SuperDoctor V; Watch Dog;	IPMI2.0, KVM with dedicated LAN, NMI, SUM, SuperDoctor® 5, Watchdog
Drive Bays	4x 3.5" hot-swap SAS/SATA drive bay	4x 3.5" SATA Hot Swap drive bay and 2 x2.5" internal drive bay	4x 3.5" SATA Hot Swap drive bay and 2x2.5" internal drive bay
Peripheral Bays	1 slim DVD-ROM drive bay (share with one 3.5" drive bay)	1 slim DVD-ROM drive bay (share with one 2.5" drive bay)	1 slim DVD-ROM drive bay (shared with 1x 2.5" fixed drive bay)
Power Supply	No Redundant 1 Qty. PWS-251-1H	250W Flex ATX Multi-output Bronze Power Supply	
Cooling System	1x 12cm rear exhaust fan, SNK-P0046A4 (optional)	1x 12cm rear exhaust fan	1x 12cm rear exhaust fan, 1x Active CPU cooler
Form Factor	210 x 240 x 279mm (8.27" x 9.45" x 11") Package: 315 x 350 x 410mm (12.4" x 13.78" x 16.14")	Mini Tower; Enclosure: 210 x 240 x 279mm (8.27" x 9.45" x 11") Package: 315 x 350 x 410mm (12.4" x 13.78" x 16.14")	210 x 240 x 279mm (8.27" x 9.45" x 11") Package: 315 x 350 x 410mm (12.4" x 13.78" x 16.14")

* Please check with your Supermicro sales representative and website for compatibility and configuration details

PRODUCT NAMING GUIDE



Network Adapter

Character	Representation	Options	
1st	Product Family	AOC = Add On Card	
2nd	Form Factor	U = UIO S = Standard P = Proprietary C = MicroLP	M = Supermicro IO Module (SIOM) MH = SIOM Hybrid
3rd	Product Type/Speed	G = GbE (1Gb/s) TG = 10GbE (10Gb/s) IBF = IB FDR (56Gb/s) IBQ = IB QDR (40Gb/s) INF = IB DDR (20Gb/s)	25G = 25GbE (25Gb/s) 40G = 40GbE (40Gb/s) 100G = 100GbE (100Gb/s) HFI = Host Fabric Interface (100Gb/s)
4th	Chipset Model (optional)	N = Niantec (82599) F = Fortville (XL710/X710)	P = Powerville (i350) S = Sageville (X550)
5th	Chipset Manufacturer (optional)	i = Intel m = Mellanox	b = Broadcom
6th	Number of Ports	1 = 1 port 2 = 2 ports	4 = 4 ports
7th	Connector Type (optional)	S = SFP+/SFP28 Q = QSFP+	T = 10GBase-T C = QSFP28



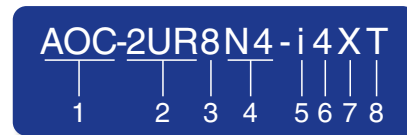
SIOM Network Adapter

Character	Representation	Options	
1st	Product Family	AOC = Add On Card	
2nd	Form Factor	S = Standard P = Proprietary C = MicroLP	M = Super IO Module (SIOM) MH = SIOM Hybrid
3rd	Product Type/Speed	G = GbE (1Gb/s) TG = 10GbE (10Gb/s) 25G = 25GbE (25Gb/s) 40G = 40GbE (40Gb/s) 50G = 50GbE (50Gb/s) 100G = 100GbE (100Gb/s)	IBE = IB EDR (100Gb/s) IBF = IB FDR (56Gb/s) IBQ = IB QDR (40Gb/s) HFI = Host Fabric Interface
4th	Chipset Model (optional)	N = Niantec (82599) F = Fortville (XL710/X710)	P = Powerville (i350) S = Sageville (X550)
5th	Chipset Manufacturer	i = Intel m = Mellanox	b = Broadcom
6th	Number of Ports	1 = 1 port 2 = 2 ports	4 = 4 ports
7th	Connector Type (optional)	S = SFP+/SFP28 Q = QSFP+	T = 10GBase-T C = QSFP28
8th	2nd Controller/Connector Type (optional)	G = GbE RJ45 S = 10G SFP+ 2G = GbE 2x RJ45	T = 10GBase-T 2T = 2x 10GBase-T



NVMe Add On Card

Character	Representation	Options	
1st	Product Family	AOC = Add On Card	
2nd	Expansion slot interface	S = Standard PCI	
3rd	Card height	L = Low Profile M = Smaller Profile	
4th	Expansion slot interface version	G3 = PCI-E Gen3	
5th	Ports	12 = 12 ports 8 = 8 ports 4 = 4 ports 2 = 2 ports	
6th	Protocol	E = NVMe H = Hybrid	
7th	Total # of PCI-E lanes per port (dedicated or distributed) or PCI-E expansion slot length	2 = 2 lanes per port 4 = 4 lanes per port 8 = x8 slot F = x16 slot	
8th	AOC type	R = MiniSAS HD Re-driver T = OcuLink Re-timer P = OcuLink PLX switch (no "P" means MiniSAS HD PLX) M2 = M.2 Carrier	
9th	Additional	F = Unique form factor	




Ultra Networking Riser Card

Character	Representation	Options	
1st	Product Family	AOC: Add On Card	
2nd	Form Factor	UR : Ultra Riser for 1U 2UR : Ultra Riser for 2U	
3rd	PCI-E Expansion Slots	8 : PCI-E x8 6 : PCI-E x16	
4th	NVMe Ports (Optional)	N2 : Two NVMe ports N4 : Four NVMe ports N6 : Six NVMe ports	
5th	LAN Chipset Manufacturer	i : Intel M : Mellanox B : Broadcom	
6th	Number of Ports	1 : One port 2 : Two ports 4 : Four ports	
7th	Controller Type	G : GbE X : 10GbE T : 25GbE	Q : 40GbE F : 50GbE C : 100GbE
8th	Connector Type (Optional)	S : SFP+ T : 10GBase-T	
9th	Chipset Model (Optional)	F : Fortville (XL710/X710)	

ULTRA NETWORKING RISER CARDS



Model	AOC-UR-i4G	AOC-UR-i4XTF	AOC-UR-i4XT	AOC-UR-i2XT	AOC-URN2-i4XT	AOC-URN6-i2XT
Form Factor	1U Ultra Riser	1U Ultra Riser	1U Ultra Riser	1U Ultra Riser	1U Ultra Riser	1U Ultra Riser
Controller Type	GbE	10GBase-T	10GBase-T	10GBase-T	10GBase-T	10GBase-T
Chipset	Intel® i350	Intel® XL710	Intel® X540	Intel® X540	Intel® X540	Intel® X540
Port #	4	4	4	2	4	2
Connector	RJ45	RJ45	RJ45	RJ45	RJ45	RJ45
PCI-E Slot	1x PCI-E 3.0 x8 (internal)	1x PCI-E 3.0 x8 (internal)	1x PCI-E 3.0 x8 (internal)	1x PCI-E 3.0 x8 (internal)	1x PCI-E 3.0 x8 (internal)	N/A
NVMe Ports	0	0	0	0	2	6
Compatible Motherboards	X11DPU, X10DRU-i+, X10DRU-X	X11DPU, X10DRU-i+	X10DRU-i+, X10DRU-X	X11DPU, X10DRU-i+, X10DRU-X	X10DRU-i+, X10DRU-X	X11DPU, X10DRU-i+
Compatible Systems	SYS-1029U-TR4, SYS-1029U-E1CR4, SYS-6019U-TR4, SYS-1028U-TR4+, SYS-1028U-E1CR4+	SYS-1029U-TR4T, SYS-1029U-E1CR4T, SYS-1029U-TR4T, SYS-6019U-TN4R4T	SYS-1028U-TR4T+, SYS-6018U-TR4T+	SYS-1029U-TRT, SYS-1029U-E1CRT, SYS-6019U-TRT, SYS-6019U-TN4RT, SYS-1028U-TRT+, SYS-6018U-TRT+	SYS-1028U-TNR4T+	SYS-1029U-TN10RT, SYS-1029U-TN10RT+



Model	AOC-URN2-i2XT	AOC-URN2-i2XS	AOC-URN2-i4GXS	AOC-URN4-b2XT	AOC-URN4-i2TS	AOC-URN4-m2TS
Form Factor	1U Ultra Riser	1U Ultra Riser	1U Ultra Riser	1U Ultra Riser	1U Ultra Riser	1U Ultra Riser
Controller Type	10GBase-T	10G SFP+	GbE & 10G SFP+	10GBase-T	25GbE	25GbE
Chipset	Intel® X540	Intel® 82599ES	Intel® i350 & Intel® X710	Broadcom® BCM57416	Intel® XXV710	Mellanox® ConnectX-4 Lx EN
Port #	2	2	2+2	2	2	2
Connector	RJ45	SFP+	RJ45 & SFP+	RJ45	SFP28	SFP28
PCI-E Slot	1x PCI-E 3.0 x8 (internal)	1x PCI-E 3.0 x8 (internal)	1x PCI-E 3.0 x8 (internal)	1x PCI-E 3.0 x16 (internal)	1x PCI-E 3.0 x16 (internal)	1x PCI-E 3.0 x16 (internal)
NVMe Ports	2	2	2	4	4	4
Compatible Motherboards	X10DRU-i+, X10DRU-X	X11DPU, X10DRU-i+, X10DRU-X	X11DPU, X10DRU-i+	X11DPU	X11DPU	X11DPU, X10DRU-i+
Compatible Systems	SYS-1028U-TNRT+	SYS-1029U-TRTP, SYS-1029U-E1CRTP, SYS-6019U-TRTP, SYS-6018U-TRTP+, SYS-1028U-TNRTP+	SYS-1029U-TRTP2, SYS-1029U-E1CRTP2, SYS-6019U-TRTP2, SYS-1028U-E1CRTP+	TBA	TBA	SYS-1029U-TN20R25M, SYS-1029U-TR25M, SYS-1029U-E1CR25M, SYS-6019U-TR25M

ULTRA NETWORKING RISER CARDS



Model	AOC-2UR66-i4XTF	AOC-2UR68-i4G	AOC-2UR6-i4XT	AOC-2UR66-i4G	AOC-2UR68-i2XT
Form Factor	2U Ultra Riser	2U Ultra Riser	2U Ultra Riser	2U Ultra Riser	2U Ultra Riser
Controller Type	10GBase-T	GbE	10GBase-T	GbE	10GBase-T
Chipset	Intel® XL710	Intel® i350	Intel® X540	Intel® i350	Intel® X540
Port #	4	4	4	4	2
Connector	RJ45	RJ45	RJ45	RJ45	RJ45
PCI-E Slot	2x PCI-E 3.0 x16	1x PCI-E 3.0 x8 (internal) 1x PCI-E 3.0 x8 (in x16) 1x PCI-E 3.0 x16	1x PCI-E 3.0 x8 (internal) 1x PCI-E 3.0 x16	2x PCI-E 3.0 x16	1x PCI-E 3.0 x8 (internal) 1x PCI-E 3.0 x8 (in x16) 1x PCI-E 3.0 x16
NVMe Ports	0	0	0	0	0
Compatible Motherboards	X11DPU, X10DRU-i+	X11DPU, X10DRU-i+ X10DRU-X	X10DRU-i+ X10DRU-X	X11DPU, X10DRU-i+, X10DRU-X	X11DPU, X10DRU-i+, X10DRU-X
Compatible Systems	SYS-2029U-E1CR4T SYS-2029U-TR4T SYS-6029U-E1CR4T SYS-6029U-TR4T	SYS-2029U-TR4, SYS-2029U-E1CR4, SYS-6029U-TR4, SYS-6029U-E1CR4, SYS-2029UZ-TR4+, SYS-6028U-TR4+ SYS-2028U-TR4+ SYS-6028U-TR4+	SYS-2028U-TR4T+ SYS-6028U-TR4T+	SYS-2048U-RTR4	SYS-2029U-TRT, SYS-2029U-E1CRT, SYS-6029U-TRT, SYS-6029U-E1CRT, SYS-6028U-TRT+ SYS-2028U-TRT+ SYS-2048U-RTR4

[†] Available as integrated solutions with Supermicro servers.



Model	AOC-2URN4-i4XT	AOC-2UR8N4-i2XT	AOC-2UR68-i2XS	AOC-2UR6N4-i4XT	AOC-2UR68-m2TS
Form Factor	2U Ultra Riser	2U Ultra Riser	2U Ultra Riser	2U Ultra Riser	2U Ultra Riser
Controller Type	10GBase-T	10GBase-T	10G SFP+	10GBase-T	25GbE
Chipset	Intel® X540	Intel® X540	Intel® 82599ES	Intel® X550	Mellanox® ConnectX-4 LxEN
Port #	4	2	2	4	2
Connector	RJ45	RJ45	SFP+	RJ45	SFP28
PCI-E Slot	1x PCI-E 3.0 x8 (internal)	1x PCI-E 3.0 x8 (internal) 1x PCI-E 3.0 x8 (in x16)	1x PCI-E 3.0 x8 (internal) 1x PCI-E 3.0 x8 (in x16) 1x PCI-E 3.0 x16	1x PCI-E 3.0 x16	1x PCI-E 3.0 x8 (internal) 1x PCI-E 3.0 x8 (in x16) 1x PCI-E 3.0 x16
NVMe Ports	4	4	0	4	0
Compatible Motherboards	X10DRU-i+, X10DRU-X	X10DRU-i+, X10DRU-X	X11DPU, X10DRU-i+, X10DRU-X	X11DPU, X10DRU-i+	X11DPU, X10DRU-i+
Compatible Systems	SYS-2028U-TNR4T+ SYS-6028U-TNR4T+ SYS-2028U-E1CNR4T+ SYS-6028U-E1CNR4T+	SYS-2028U-TNRT+ SYS-6028U-TNRT+ SYS-2028U-E1CNR4T+ SYS-6028U-E1CNR4T+	SYS-2029U-TRTP, SYS-2029U-E1CRTP, SYS-6029U-TRTP, SYS-6029U-E1CRTP, SYS-6028U-TRTP+ SYS-2028U-TRTP+ SYS-2048U-RTR4	SYS-2028U-T24RT+	SYS-2029UZ-TN20R25M SYS-2029U-TR25M SYS-2029U-E1C25M SYS-6029U-TR25M

[†] Available as integrated solutions with Supermicro servers.

NETWORK ADAPTERS

Faster, More Flexible Networking

With outstanding performance, high power efficiency and excellent value, Supermicro's network adapters can help improve network throughput and application performance through features that maximize bandwidth and offload CPU resources. From 100G, 50G, 40G, 25G Ethernet to InfiniBand technologies, multi-port connectivity, in SIOm, Ultra, microLP and standard form factors, Supermicro's network adapters are optimized for the most demanding multi-core computing systems.

100G Controllers



Model	AOC-S100G-b1C	AOC-SHFI-i1C	AOC-S100G-m2C
Type	Standard Low-profile	Standard Low Profile	Standard Low-Profile
Description	Single-port 100GbE	Single Port 100Gbps Intel® Omni Path Host Fabric Interface Adapter	Dual-port 100GbE
Interface	PCI-E 3.0 x16	PCI-E 3.0 x16	PCI-E 3.0 x16
Port	1 QSFP28	1 QSFP28	2 QSFP28
Speed	100Gb/port	100Gb/port	100Gb/port
Controller	Broadcom® BCM57454	Intel® OPA HFI ASIC	Mellanox® ConnectX-4 EN
Dimension (LxW) (without end brackets)	6.6" x 2.713" (16.76 x 6.89cm)	6.6" x 2.713" (16.76 x 6.89cm)	6.6" x 2.713" (16.76 x 6.89cm)
Compatible Motherboards	AI MBs with a PCI-E x16 slot	All MBs with a PCI-E x16 slot	All MBs with a PCI-E x16 slot
Compatible Servers	All Servers with a PCI-E x16 slot	All Servers with a PCI-E x16 slot	All Servers with a PCI-E x16 slot

10GbE Controllers



Model	AOC-STG-b2T	AOC-CTGS-i2T	AOC-STG-b4S	AOC-CTG-i2T	AOC-CTG-i2S	AOC-CTG-i1S
Type	Standard Low-profile	MicroLP	Standard Low-profile	MicroLP	MicroLP	MicroLP
Description	Dual-port 10GbE	MicroLP Dual-port 10GbE	Standard Low-profile 10GbE	MicroLP Dual-port 10GbE	Dual-port 10GbE	Single-port 10GbE
Interface	PCI-E 3.0 x8	PCI-E 3.0 x4	PCI-E x8	PCI-E 2.0 x8	PCI-E 2.0 x8	PCI-E 2.0 x8
Port	2 RJ45	2 RJ45	4 SFP+	2 RJ45	2 SFP+ ports / 2 USB ports	1 SFP+ port / 2 USB ports
Ethernet Speed	10Gb/port	10Gb/port	10Gb/port	10Gb/port	10Gb/port	10Gb/port
Controller	Broadcom® BCM57416	Intel® X550-AT2	Broadcom® BCM57840S	Intel® X540	Intel® 82599ES	Intel® 82599EN
Dimension (LxW) (without end brackets)	5.6" x 2.713" (14.224 x 6.89cm)	4.45" x 1.54" (11.3 x 3.9cm)	5.4" x 2.73" (13.7 x 6.9cm)	4.8" x 2.75" (12.32 x 7.0cm)	4.85" x 1.54" (12.3 x 3.9cm)	4.45" x 1.54" (11.3 x 3.9cm)
Compatible Motherboards	AI MBs with a PCI-E x8 slot	X11SSE-F	AI MBs with a PCI-E x8 slot	X9DRT-HF+, X9DRFR, X10DRFR, X10DRFR-N(T)	X9DRT-HF+, X9SRD-F, X9DRFR, X10DRFR, X10DRFR-N(T)	X9DRT-HF+, X9SRD-F, X9DRFR, X10DRFR, X10DRFR-N(T)
Compatible Servers	All servers with a PCI-E x8 slot	MicroCloud, 2U Twin2+, 2U Twin+ and FatTwin	All servers with a PCI-E x8 slot	2U Twin+, and FatTwin w/ 4-node only	MicroCloud, 2U Twin2+, 2U Twin+, and FatTwin	MicroCloud, 2U Twin2+, 2U Twin+, and FatTwin

25/1GbE Controllers & SFP+ Transceiver



Model	AOC-S25G-b2S	AOC-S25G-m2S	AOC-C25G-m1S	AOC-CG-i2	AOC-CGP-i2	AOC-PG-i2+*	AOC-E10GSFSPR
Type	Standard Low-profile	Standard Low-Profile	MicroLP	MicroLP	MicroLP	Proprietary	SFP+ Transceiver
Description	Dual-port 25GbE	Dual-port 25GbE	1U MicroLP Single-port 25GbE controller with 1x SFP28 port.	Dual-port GbE	Dual-port GbE	Low-profile Dual-port GbE	1000Base-SX / 10GBase-SR plug-in module
Interface	PCI-E x8	PCI-E 3.0 x8	PCI-E 3.0 x8	PCI-E x4	PCI-E x4	PCI-E 2.0 x4	Cabling Type: MMF 62.5/50 µm
Port	2 SFP28	2 SFP28	1 SFP28 ports	2 RJ45 ports	2 RJ45 ports	2 RJ45 ports	
Speed	25Gb/port	25Gb/port	25Gb/port (Ethernet)	1 Gb/port	1Gb/port	1 Gb/port	
Controller	Broadcom® BCM57414	Mellanox® ConnectX-4 LX	Mellanox® ConnectX-4 Lx EN	Intel® 82580	Intel® i350	Intel® 82576EB	Compatible Add-on Cards: AOC-STG-i4S, AOC-STGN-i1S, AOC-STGN-i2S, AOC-STG-b4S, AOC-CTG-i1S, AOC-CTG-i2S, AOC-PTG-i1S, AOC-MTG-i4S, AOC-MTG-i2S
Dimension (LxW) (without end brackets)	5.6" x 2.713" (14.224 x 6.89cm)	5.6" x 2.713" (14.224 x 6.89cm)	4.45" x 1.54" (11.3 x 3.9cm)	4.45" x 1.32" (11.3 x 3.35cm)	4.45" x 1.54" (11.3 x 3.9cm)	3.78" x 2.44" (9.6 x 6.2cm)	
Compatible Motherboards	AI MBs with a PCI-E x8 slot	AI MBs with a PCI-E x8 slot	X10DRFR	X9SCD-F	X9DRT-HF+, X9SRD-F, X9DRFR	X8DTU/-F (Require RSC-R1UU-E8PR)	
Compatible Servers	All servers with a PCI-E x8 slot	All servers with a PCI-E x8 slot	FatTwin MicroCloud	5037MC-H8TRF	MicroCloud, 2U Twin2+, 2U Twin+, and FatTwin	6016T-UF, 6016T-NTF, 6016T-NTRF, 1026T-URF, 1026T-UF, 6016T-URF (Require RSC-R1UU-E8PR)	

* Standard form factor is available as integrated solution with Supermicro server and motherboards.

SIOM NETWORK ADAPTERS

**SIOM
Networking
Adapters**



NEW!

Model	AOC-MGP-i2	AOC-MGP-i4	AOC-MTGN-i2S	AOC-MTG-i4S	AOC-MTG-b2T	AOC-MTG-i2T	AOC-MTG-i4T	AOC-MH25G-m2S2T
Type	SIOM	SIOM	SIOM	SIOM	SIOM	SIOM	SIOM	SIOM
Description	Dual-port GbE	Quad-port GbE	Dual-port 10GbE	Quad-port 10GbE	Dual-port 10GbE	Dual-port 10GbE	Quad-port 10GbE	Dual-port 25GbE & Dual-port 10GbE
Port	2 RJ45 ports	4 RJ45 ports	2 SFP+ ports	4 SFP+ ports	2 RJ45 ports	2 RJ45 ports	4 RJ45 ports	2 SFP28 & 2 RJ45 ports
Speed	1Gb/port	1Gb/port	10Gb/port	10Gb/port	10Gb/port	10Gb/port	10Gb/port	25Gb/port 10Gb/port
Controller	Intel® i350	Intel® i350	Intel® 82599ES	Intel® XL710	Broadcom® BCM57416	Intel® X550	Intel® X550	Mellanox® ConnectX-4 Lx EN Intel® X550
Dimension (LxW) (without end brackets)	3.622" x 3.428" (9.2 x 8.708cm)	3.622" x 3.428" (9.2 x 8.708cm)	3.622" x 3.428" (9.2 x 8.708cm)	3.622" x 3.428" (9.2 x 8.708cm)	3.622" x 3.428" (9.2 x 8.708cm)	3.622" x 3.428" (9.2 x 8.708cm)	3.622" x 3.428" (9.2 x 8.708cm)	3.622" x 3.428" (9.2 x 8.708cm)
Compatible Motherboards	Supermicro® Motherboards with SIOM slot	Supermicro® Motherboards with SIOM slot	Supermicro® Motherboards with SIOM slot	Supermicro® Motherboards with SIOM slot	Supermicro® Motherboards with SIOM slot	Supermicro® Motherboards with SIOM slot	Supermicro® Motherboards with SIOM slot	Supermicro® Motherboards with SIOM slot
Compatible Servers	Supermicro® Servers with SIOM slot	Supermicro® Servers with SIOM slot	Supermicro® Servers with SIOM slot	Supermicro® Servers with SIOM slot	Supermicro® Servers with SIOM slot	Supermicro® Servers with SIOM slot	Supermicro® Servers with SIOM slot	Supermicro® Servers with SIOM slot

**SIOM
Networking
Adapters**



NEW!

NEW!

NEW!

NEW!

Model	AOC-M25G-m4S	AOC-M25G-i2S	AOC-MH25G-b2S2G	AOC-MHIBF-m2Q2G	AOC-MHIBF-m1Q2G	AOC-MHFI-i1C	AOC-MHIBE-m1CG
Type	SIOM	SIOM	SIOM	SIOM	SIOM	SIOM	SIOM
Description	Quad-port 25GbE	Dual-port 25GbE	Dual-port 25GbE	Dual-port IB FDR & Dual-port GbE	Single-port IB FDR & Dual-port GbE	Single-port Host Fabric Interface	Single-port InfiniBand EDR or 100GbE and Single-port GbE
Port	4 SFP28 ports	2 SFP28 ports	2 SFP28 ports 2 RJ45 ports	2 QSFP & 2 RJ45 ports	1 QSFP & 2 RJ45 ports	1 QSFP28 port	1 QSFP28 port 1 RJ45 port
Speed	25Gb/port	25Gb/port	25Gb/port or 1Gb/port	56Gb/port 1Gb/port	56Gb/port 1Gb/port	100Gb/port	100Gb/port or 1Gb/port
Controller	Mellanox® ConnectX-4 Lx EN	Intel® XXV710	Broadcom® BCM57414 Intel® i350	Mellanox® ConnectX-3 Pro Intel® i350	Mellanox® ConnectX-3 Pro Intel® i350	Intel® Omni Path HFI ASIC	Mellanox® ConnectX-4 VPI Intel® i210
Dimension (LxW) (without end brackets)	3.428" x 3.622" (8.71 x 9.2cm)	3.428" x 3.622" (8.71 x 9.2cm)	3.428" x 3.622" (8.71 x 9.2cm)	3.622" x 3.428" (9.2 x 8.708cm)	3.622" x 3.428" (9.2 x 8.708cm)	3.622" x 3.428" (9.2 x 8.708cm)	3.428" x 3.622" (8.71 x 9.2cm)
Compatible Motherboards	Supermicro® Motherboards with SIOM slot	Supermicro® Motherboards with SIOM slot	Supermicro® Motherboards with SIOM slot	Supermicro® Motherboards with SIOM slot	Supermicro® Motherboards with SIOM slot	Supermicro® Motherboards with SIOM slot	Supermicro® Motherboards with SIOM slot
Compatible Servers	Supermicro® Servers with SIOM slot	Supermicro® Servers with SIOM slot	Supermicro® Servers with SIOM slot	Supermicro® Servers with SIOM slot	Supermicro® Servers with SIOM slot	Supermicro® Servers with SIOM slot	Supermicro® Servers with SIOM slot

Storage Mezzanine Cards

NEW!

NEW!

NEW!

NEW!

NEW!



Model	AOM-S3008M-L8	AOM-S3108M-H8L	AOM-S3108-H8	AOM-B3108-H8	AOM-S3108M-H8	AOM-S3008-L8-SB
Compatible MBs	X10DSC+	X10DSC+	X9DRW-CF31 X9DRW-CTF31 X9DRW-CTF31	B10DRC	X10DRW-I X10DRW-IN X10DRW-IT X10DDW-I X10DDW-IN	X10DRS
Features	8 internal ports, 12Gb/s per port, 240 SATA/SAS drives, IT mode	8 internal ports, 12Gb/s per port, 240 SATA/SAS drives, RAID 0, 1, 5, 10, 6, 60 2 GB cache with protection BTR-CV3108-U1	8 internal ports, 12Gb/s per port, 16 SATA/SAS drives, RAID 0, 1, 5, 10, 6, 60 2 GB cache with protection BTR-TFM8G-BroadcomCVM02	8 internal ports, 12Gb/s per port, 8 SATA/SAS drives, RAID 0, 1, 5, 10, 6, 60 2 GB onboard cache with protection BTR-TFM8G-BroadcomCVM02	8 internal ports, 12Gb/s per port, 16 SATA/SAS drives, RAID 0, 1, 5, 10, 6, 60 2 GB onboard cache with protection BTR-TFM8G-BroadcomCVM02	8 internal ports, 12Gb/s per port, 112 SATA/SAS drives, IR mode, RAID 0, 1, 1e, 10

HBA AND SAS RAID CARDS

Coming Soon!

NVMe

NVMe

NVMe

NVMe

NVMe

NVMe

NVMe

NVMe

NVMe



Model name	AOC-SLG2-2TM2	AOC-SLG2-2TM2-T	AOC-SLG3-4X4P	AOC-SHG3-4M2P	AOC-SLG3-2M2	AOC-SLG3-2E4T	AOC-SLG3-4E4T	AOC-SLG3-4E2P	AOC-SLG3-2E4	AOC-SLG3-2E4R	AOC-SLG3-4E4R	
Compatible MBs	All*	All*	X11DDW-L X11DPT-B X11DPT-PS X11DPU	All*	X10DRT-H, X10SRM-TF	All*	All*	All*	All	X10DRW-i, X10DRW-iT, X10DRH, X10DRL-CT	X10DSC-F, X10SRW-F	
Features	PCI-E 2.0 x2 low-profile card, Adjustable stand-off supporting two SATA3 M.2 form factors: 2280, 2242, RAID1, BMC-enabled management, User-visible LEDs for each SSD's Activity and Status	PCI-E 2.0 x2 low-profile card, 2x 7pin SATA connectors for two SATA3 drives, RAID1, Supports SGPIO for backplane drive status LED control, IPMI support for RAID monitoring	X16 quad-port external PCI-E switch, Low profile standard Gen 3.0 PCI-E x16 for NVMe JBOD, 12.8 GB/s Performance	x8, quad M.2 SSD expansion switch, sizes: 22x110mm; 22x80mm; 22x42mm	x8, dual M.2 SSD expansion card, supports multiple M.2 sizes: 22x110mm; 22x80mm; 22x60mm	x8, dual OCuLink port, PLX PCI-E Switch, SW hot-swap*	x8, dual OCuLink port, Re-Timer, hot-swap*	x16, quad OCuLink x8, quad OCuLink port, PLX PCI-E Switch, SW hot-swap*	x8, dual port, PLX hot-swap* (SW) * Requires backplane w/ U.2 connector	x8, dual port, re-driver (TD), hot-swap* * Requires backplane w/ U.2 connector	x16, quad port, re-driver (TD), hot-swap* * Requires backplane w/ U.2 connector	

* HW restrictions may apply

New! SAS3

New! SAS3

SAS3

SAS3

SAS3

SAS3

6Gbps



Model	AOC-S3616L-L16iT	AOC-S3216L-L16iT	AOC-S3108L-H8iR-16DD	AOC-S3108L-H8iR†	AOC-S3008L-L8e†	AOC-S3008L-L8i†	AOC-S2208L-H8iR †
Type	Stanadrd	Stanadrd	Low profile PCI-E 3.0 x8	Standard	Standard	Standard	Standard
Controller/IOP	BroadcomSAS 3616	BroadcomSAS 3216	BroadcomSAS 3108	BroadcomSAS 3108	BroadcomSAS 3008	BroadcomSAS 3008	BroadcomSAS 2208
SAS Port	16 ports, 12Gbps per port, 16 Internal, Low Profile, 1024 SATA/SAS Drives	16 ports, 12Gbps per port, 16 Internal, Low Profile, 1024 SATA/SAS Drives	8 ports, 12Gbps per port, 8 Internal, Low Profile, 16 SATA/SAS Drives	8 ports, 12Gbps per port, 8 Internal, Low Profile, 240 SATA/SAS Drives	8 ports, 12Gbps per port, 8 Internal, Low Profile, 122 SATA/SAS Drives	8 ports, 12Gbps per port, 8 Internal, Low Profile, 63 SATA/SAS Drives	8 ports, 6Gbps per port, 8 Internal, Low Profile, 240 SATA/SAS Drives,
RAID	IT/HBA	IT/HBA	RAID 0,1,5,6,10,50,60	RAID 0,1,5,6,10,50,60	IT/HBA Mode	RAID 0,1,10	RAID 0,1,5,6,10,50,60,
Onboard Cache	-	-	2GB DDR3 on-card cache Optional SuperCap: BTR-TFM8G-BroadcomCVM02. Installation kit PN =MCP-240-00127-0N	2GB DDR3 on-card cache Optional SuperCap: BTR-TFM8G-BroadcomCVM02. Installation kit PN =MCP-240-00127-0N	-	-	1GB DDR3 on-card cache w/ Battery Back-up or SuperCap, Optional Battery Backup Unit: BTR-0022L-Broadcom00279 / MCP-450-00001-0N / Ambient Temp 45C; SuperCap option: BTR-0024LH-Broadcom00297, Installation kit PN =MCP-240-00127-0N

6Gbps

6Gbps

6Gbps

6Gbps

6Gbps

6Gbps

6Gbps



Model	AOC-S2308L-L8e †	AOC-S2308L-L8i †	AOC-SAS2LP-H8iR †	AOC-SAS2LP-H8iR-16DD †	AOC-USAS2LP-H8iR*	AOC-USAS2-L8iR	AOC-USAS2-L8i
Type	Standard	Standard	Standard	Standard	UIO	UIO	UIO
Controller/IOP	BroadcomSAS 2308	BroadcomSAS 2308	BroadcomSAS 2108	BroadcomSAS 2108	BroadcomSAS 2108	BroadcomSAS 2008	BroadcomSAS 2008
SAS Port	8 ports, 6Gbps per port, 8 Internal, Low Profile, 122 SATA/SAS Drives	8 ports, 6Gbps per port, 8 Internal, Low Profile, 63 SATA/SAS Drives	8 ports, 6Gbps per port, 8 Internal, Low Profile, 240 SATA/SAS Drives	8 ports, 6Gbps per port, 8 Internal, Low Profile, 16 SATA/SAS Drives	8 ports, 6Gbps per port, 8 Internal, Low Profile	8 ports, 6Gbps per port, 8 Internal	8 ports, 6Gbps per port, 8 Internal
RAID	IT/HBA Mode	RAID 0,1,10	RAID 0,1,5,6,10,50,60	RAID 0,1,5,6,10,50,60	RAID 0,1,5,6,10,50,60	RAID 0,1,5,10	RAID 0,1,10,1E
Onboard Cache	-	-	512MB DDR2 on-card cache w/ Optional Battery Backup Unit: BTR-0023L-Broadcom00264	512MB DDR2 on-card cache w/ Optional Battery Backup Unit: BTR-0023L-Broadcom00264	512 MB DDR2 on-card cache w/ Optional Battery Backup Unit: BTR-0023L-Broadcom00264	-	-

6Gbps

6Gbps

6Gbps



Model	AOC-USAS2-L8E	AOC-SAS2LP-H4iR †	AOC-SAS2LP-MV8	AOC-USAS-L8i**	AOC-USASLP-L8i**	AOC-USAS-L4i**	AOC-USAS-L4iR**	AOC-SASLP-MV8**
Type	UIO	Standard	Standard	UIO	UIO	UIO	UIO	Standard
Controller/IOP	BroadcomSAS 2008	BroadcomSAS 2108	Marvel 9480 based	BroadcomSAS 1068E	BroadcomSAS 1068E	BroadcomSAS 1068E	BroadcomSAS 1068E	Marvell Hercules-2
SAS Port	8 ports, 6Gbps per port, 8 Internal	8 ports, 6Gbps per port, 4 Internal, 4 external, Low Profile, 240 SATA/SAS Drives	8 ports, 6Gbps per port, 8 Internal, Low Profile	8 ports, 3Gbps per port, 8 Internal	8 ports, 3Gbps per port, 8 Internal, Low Profile	8 ports, 3Gbps per port, 4 Internal, 4 External	8 ports, 3Gbps per port, 4 Internal, 4 External	8 ports, 3Gbps per port, 8 Internal, Low Profile
RAID	IT mode / HBA	RAID 0,1,5,6,10,50,60	HBA	IT/HBA Mode	IT/HBA Mode	RAID 0,1,10	RAID 0,1,5,10	HBA only
Onboard Cache	-	512MB DDR2 on-card cache w/ battery w/ Optional Battery Backup Unit: BTR-0023L-Broadcom00264	-	-	-	-	-	-

PRODUCT NAMING GUIDE



Riser Card

Character	Representation	Options			
1st	Part Number Prefix	RSC: Riser Cards (New Naming Convention) CSE: Riser Cards (Old Naming Convention)			
2nd	Product Category	S: Standard U: Ultra W: WIO G: GPU T: Twin		F: FATTWIN M: Micro Blade B: Super Blade C: Micro Cloud	
3rd	Form Factor	1: 1U 2: 2U 3: 3U		4: 4U 5: 5U	
4th	Location	R: Right hand side F: Front IO/Front of the MB N6 = 6 NVMe ports		B: Rear IO/Back of the MB M: Middle of the MB	
5th	Output	U: UIO 4/8/6: PCI-E x4/x8/x16 X: PCI-X		A: Active Riser Card X33: PCI output	
6th	MB Type/Spec:	PR: Proprietary + : Additional Features E: MB with Spec H: Support AMD MB Only		UP: Support UP MB X: Support X10 MB & above X1: Support X11 MB & above X2: Support X12 MB & above	



SATA DOM Module

Character	Representation	Options			
1st	Storage Module Type	SSD = Solid State Disk			
2nd	Form Factor (DM)	SATA DOM			
3rd	Capacity (AAA)	016 = 16GB	032 = 32GB	064 = 64GB	128 = 128GB
4th	Controller (BB)	PHI = Vendor A SM = Vendor B			
5th	Temperature Rating (C)	C = Commercial Temperature I = Industrial Temperature			
6th	Flash Type (D)	S = SLC M = MLC T = TLC			
7th	Profile (E)	V = Vertical		H = Horizontal	
8th	Configuration (F)	N = Normal		S = SED	
9th	Reserved (G)	1 = Initial Released Version			

RISER CARDS

1U GPU/Coprocessor (Left Hand Side)

Product Image	Model Name	Category/Form Factor	MB Fit Type	Riser Card Output Type	Design Type	X9 Support	Motherboards	Chassis	SuperServer	GPU Support	Gen2 Support	Gen3 Support	Auto Detection
	RSC-G-A66-X	1U GPU LHS	1 Universal Slot (GPU)	2 PCI-E x16	Active	No	X10DRG-H, X10DRG-HT	N/A	N/A	Yes	Yes	Yes	Yes
	RSC-R1UG-E16B-X9	1U GPU LHS	PCI-E x16	1 PCI-E x16	Passive	Yes	X9DRG-HF	118GQ	1027GR-TQF, 1027GR-TQF-FM409, 1027GR-TQF-FM475, 1027GR-TQFT, 1027GR-TRF, 1027GR-TRF-FM309, 1027GR-TRF-FM375, 1027GR-TRFT, 1027GR-TSF	Yes	Yes	Yes	Yes
	RSC-R1UG-E16-UP	1U GPU LHS	Universal Slot (GPU)	1 PCI-E x16	Passive	Yes	X9SRG-F	118GQ	1017GR-TF, 1017GR-TF-FM209, 1017GR-TF-FM275, 5017GR-TF-FM209, 5017GR-TF-FM275	Yes	Yes	Yes	Yes
	RSC-R1UG-E16-X9	1U GPU LHS	PCI-E x16	1 PCI-E x16	Passive	Yes	X9DRG-HF+	118GQ	1027GR-TRF+	Yes	Yes	No	No
	RSC-R1UG-A2E16-X9	1U GPU LHS	Universal Slot (GPU)	2 PCI-E x16	Active	Yes	X9DRG-H(T)F+, X10DRG-H	118GQ	1027GR-TRF+1027GR-TRFT+	Yes	Yes	Yes	No
	RSC-R1UG-E16B+II	1U GPU LHS	Universal Slot (GPU)	1 PCI-E x16	Passive	Yes	X9DRG-HF+II, X9DRG-HTF+II	118GH-R1K66B	1027GR	Yes	Yes	Yes	Yes
	RSC-R1UG-E16A+II	1U GPU LHS	Universal Slot (GPU)	1 PCI-E x16	Passive	Yes	X9DRG-HF+II, X9DRG-HTF+II	118GH-R1K66B	1027GR	Yes	Yes	Yes	Yes
	RSC-R1UG-E16B	1U GPU LHS	Universal Slot (GPU)	1 PCI-E x16	Passive	No	X8DTG-QF+	118GQ	1026GT-TRF, 1026GT-TRF-FM307, 1026GT-TRF-FM309, 1026GT-TRF-FM375, 1026GT-TSF	Yes	Yes	No	No
	RSC-R1UG-E16	1U GPU LHS	Universal Slot (GPU)	1 PCI-E x16	Passive	No	X8DTG-DF	818G-1400, 818G-1400B, 818G-1K43B, 818G-R1400, 118G-1400B, 118G-1800B, 118G-1K43B	1026GT-TF, 1026GT-TF-FM, 2071026GT-TF-FM, 2756016GT-TF, 2076016GT-TF-FM, 2096016GT-TF-FM275, 1026GT-TF-FM205, 1026GT-TF-FM209, 6016GT-TF-FM205	Yes	Yes	No	No
	RSC-R1UG-E16S	1U GPU LHS	PCI-E x16	1 PCI-E x16	Passive	No	H8DGG-QF	118G-1400B, 118G-1800B, 118G-1K43B	1022GG-TF, 1122GG-TF	Yes	Yes	No	No
	RSC-R1UG-E16A-X9	1U GPU LHS	PCI-E x16	1 PCI-E x16	Passive	Yes	X9DRG-HF	118GQ	1027GR-TQF, 1027GR-TQF-FM409, 1027GR-TQF-FM475, 1027GR-TQFT, 1027GR-TRF, 1027GR-TRF-FM309, 1027GR-TRF-FM375, 1027GR-TRFT, 1027GR-TSF	Yes	Yes	Yes	No
	RSC-R1UG-2E8G	1U GPU LHS	Universal Slot (GPU)	2 PCI-E x8	Passive	No	X8DTG-DF	818G-1400, 818G-1400B, 818G-1K43B, 818G-R1400, 118G-1400B, 118G-1800B, 118G-1K43B	1026GT-TF-FM107, 1026GT-TF-FM109, 6016GT-TF-FM107, 6016GT-TF-FM109, 6016GT-TF-FM175, 1026GT-TF-FM105, 1026GT-TF-FM175	No	Yes	No	No
	RSC-R1UG-E16A	1U GPU LHS	PCI-E x16	2 PCI-E x16	Passive	No	X8DTG-QF+	118GQ	1026GT-TRF, 1026GT-TRF-FM307, 1026GT-TRF-FM309, 1026GT-TRF-FM375, 1026GT-TSF	Yes	Yes	No	No
	RSC-R1UG-2E8G-UP	1U GPU LHS	Universal Slot (GPU)	2 PCI-E x8	Passive	Yes	X9SRG-F	118GQ	1017GR-TF-FM109, 1017GR-TF-FM175, 5017GR-TF-FM109, 5017GR-TF-FM175	No	Yes	Yes	Yes

RISER CARDS

1U GPU/Coprocessor (Left Hand Side)

Product Image	Model Name	Category/ Form Factor	MB Fit Type	Riser Card Output Type	Design Type	X9 Support	Motherboards	Chassis	SuperServer	GPU Support	Gen2 Support	Gen3 Support	Auto Detection
	RSC-G-6	1U GPU LHS	1 PCI-E x16	1 PCI-E x16	Passive	Yes	X10DGQ	SC118GQE-R2K03P	1028GQ-TRT, 1028GQ-TR	Yes	Yes	Yes	Yes
	RSC-R1UG-E16B-X9	1U GPU LHS	PCI-E x16	1 PCI-E x16	Passive	Yes	X9DRG-HF	118GQ	1027GR-TQF, 1027GR-TQF-FM409, 1027GR-TQF-FM475, 1027GR- TQFT, 1027GR-TRF, 1027GR-TRF- FM309, 1027GR-TRF-FM375, 1027GR-TRFT, 1027GR-TSF	Yes	Yes	Yes	Yes
	RSC-R1UG-E16-UP	1U GPU LHS	Universal Slot (GPU)	1 PCI-E x16	Passive	Yes	X9SRG-F	118GQ	1017GR-TF, 1017GR-TF-FM209, 1017GR-TF-FM275, 5017GR-TF, 5017GR-TF-FM209, 5017GR- TF-FM275	Yes	Yes	Yes	Yes
	RSC-R1UG-E16-X9	1U GPU LHS	PCI-E x16	1 PCI-E x16	Passive	Yes	X9DRG-HF+	118GQ	1027GR-TRF+	Yes	Yes	No	No
	RSC-R1UG-A2E16-X9	1U GPU LHS	Universal Slot (GPU)	2 PCI-E x16	Active	Yes	X9DRG-H(T)F+, X10DRG-H	118GQ	1027GR-TRF+1027GR-TRFT+	Yes	Yes	Yes	No
	RSC-R1UG-E16B+II	1U GPU LHS	Universal Slot (GPU)	1 PCI-E x16	Passive	Yes	X9DRG-HF+II, X9DRG-HTF+II	118GH-R1K66B	1027GR	Yes	Yes	Yes	Yes
	RSC-R1UG-E16A+II	1U GPU LHS	Universal Slot (GPU)	1 PCI-E x16	Passive	Yes	X9DRG-HF+II, X9DRG-HTF+II	118GH-R1K66B	1027GR	Yes	Yes	Yes	Yes
	RSC-R1UG-E16B	1U GPU LHS	Universal Slot (GPU)	1 PCI-E x16	Passive	No	X8DTG-QF+	118GQ	1026GT-TRF, 1026GT-TRF-FM307, 1026GT-TRF-FM309, 1026GT-TRF- FM375, 1026GT-TSF	Yes	Yes	No	No
	RSC-R1UG-E16	1U GPU LHS	Universal Slot (GPU)	1 PCI-E x16	Passive	No	X8DTG-DF	818G-1400, 818G-1400B, 818G-1K43B, 818G- R1400, 118G-1400B, 118G-1800B, 118G-1K43B	1026GT-TF, 1026GT-TF-FM, 2071026GT-TF-FM, 2756016GT- TF, 2076016GT-TF-FM, 2096016GT-TF-FM275, 1026GT- TF-FM205, 1026GT-TF-FM209, 6016GT-TF-FM205	Yes	Yes	No	No
	RSC-R1UG-E16S	1U GPU LHS	PCI-E x16	1 PCI-E x16	Passive	No	H8DGG-QF	118G-1400B, 118G-1800B, 118G-1K43B	1022GG-TF, 1122GG-TF	Yes	Yes	No	No
	RSC-R1UG-E16A-X9	1U GPU LHS	PCI-E x16	1 PCI-E x16	Passive	Yes	X9DRG-HF	118GQ	1027GR-TQF, 1027GR-TQF-FM409, 1027GR-TQF-FM475, 1027GR- TQFT, 1027GR-TRF, 1027GR-TRF- FM309, 1027GR-TRF-FM375, 1027GR-TRFT, 1027GR-TSF	Yes	Yes	Yes	No
	RSC-R1UG-2E8G	1U GPU LHS	Universal Slot (GPU)	2 PCI-E x8	Passive	No	X8DTG-DF	818G-1400, 818G-1400B, 818G-1K43B, 818G- R1400, 118G-1400B, 118G-1800B, 118G-1K43B	1026GT-TF-FM107, 1026GT- TF-FM109, 6016GT-TF-FM107, 6016GT-TF-FM109, 6016GT- TF-FM175, 1026GT-TF-FM105, 1026GT-TF-FM175	No	Yes	No	No
	RSC-R1UG-E16A	1U GPU LHS	PCI-E x16	2 PCI-E x16	Passive	No	X8DTG-QF+	118GQ	1026GT-TRF, 1026GT-TRF-FM307, 1026GT-TRF-FM309, 1026GT-TRF- FM375, 1026GT-TSF	Yes	Yes	No	No
	RSC-R1UG-2E8G-UP	1U GPU LHS	Universal Slot (GPU)	2 PCI-E x8	Passive	Yes	X9SRG-F	118GQ	1017GR-TF-FM109, 1017GR- TF-FM175, 5017GR-TF-FM109, 5017GR-TF-FM175	No	Yes	Yes	Yes

1U GPU/Coprocessor (Right Hand Side)





Product Image	Model Name	Category/ Form Factor	MB Fit Type	Riser Card Output Type	Design Type	X9 Support	Motherboards	Chassis	SuperServer	GPU Support	Gen2 Support	Gen3 Support	Auto Detection
	RSC-GR-A88	1U GPU RHS	SMC Proprietary	2 PCI-E x8	Active	No	X10DGQ	SC118GQE-R2K03P	1028GQ-TRT, 1028GQ-TR	No	Yes	Yes	Yes
	RSC-GR-6	1U GPU RHS	1 PCI-E x16	1 PCI-E x16	Passive	No	X10DGQ	SC118GQE-R2K03P	1028GQ-TRT, 1028GQ-TR	Yes	Yes	Yes	Yes
	RSC-R1UG-2E8AR+II	1U GPU RHS	1 PCI-E x16	2 PCI-E x8	Passive	Yes	N/A	N/A	N/A	Yes	Yes	Yes	Yes
	RSC-R1UG-E16R-UP	1U GPU RHS	Universal Slot (GPU)	1 PCI-E x16	Passive	Yes	X9SRG-F	118G-1400B118G- 1800B118G-1K43B	1017GR-TF, 1017GR-TF-FM109, 1017GR-TF-FM175, 1017GR- TF-FM209, 1017GR-TF-FM275, 5017GR-TF, 5017GR-TF-FM109, 5017GR-TF-FM209, 5017GR-TF- FM275	No	Yes	Yes	Yes
	RSC-R1UG-E16R+II	1U GPU RHS	Universal Slot (GPU)	1 PCI-E x16	Passive	Yes	X9DRG-HF+II, X9DRG-HTF+II, X10DRG-H (T)	SC118GH	1027GR	Yes	Yes	Yes	Yes
	RSC-R1UG-E16BR-X9	1U GPU LHS	PCI-E x16	1 PCI-E x16	Passive	Yes	X9DRG-HF	118GQ	1027GR-TQF, 1027GR-TQF-FM409, 1027GR-TQF-FM475, 1027GR-TQFT, 1027GR-TRF, 1027GR-TRF-FM309, 1027GR-TRF-FM375, 1027GR-TRFT, 1027GR-TSF	Yes	Yes	Yes	No
	RSC-R1UG-E16AR+II	1U GPU RHS	Universal Slot (GPU)	1 PCI-E x16	Passive	Yes	X9DRG-HF+II, X9DRG-HTF+II, X10DRG-H (T)	SC118GH	1027GR-TR2 1027GR-TRT2+	Yes	Yes	Yes	Yes
	RSC-R1UG-E16AR-X9	1U GPU RHS	PCI-E x16	1 PCI-E x16	Passive	Yes	X9DRG-HF, X8DTG-QF+	118G-1400B, 118G-1800B, 118G-1K43B	1026GT-TRF, 1026GT-TRF-FM307, 1026GT- TRF-FM309, 1026GT-TRF-FM375, 1026GT- TRF-FM409, 1026GT-TRF-FM475, 1027GR-TQF, 1027GR-TRF, 1027GR-TRF+, 1027GR-TRF-FM309, 1027GR-TRF-FM375, 1027GR-TRFT, 1027GR-TRFT+, 1027GR-TSF,	Yes	Yes	Yes	No

RISER CARDS






1U Ultra (Left Hand Side)

Product Image	Model Name	Category/ Form Factor	MB Fit Type	Riser Card Output Type	Design Type	X9 Sup- port	Motherboards	Chassis	SuperServer	GPU Support	Gen2 Sup- port	Gen3 Sup- port	Auto Detection
	RSC-UN4-88	1U Ultra LHS	1 WIO Slot	2 PCI-E x8	Passive	No	X10DRU-i+	119UAC10- R1K02P-N10	1028U-TN10RT+	No	Yes	Yes	Yes

1U Twin (Left Hand Side)







Product Image	Model Name	Category/ Form Factor	MB Fit Type	Riser Card Output Type	Design Type	X9 Sup- port	Motherboards	Chassis	SuperServer	GPU Support	Gen2 Sup- port	Gen3 Sup- port	Auto Detection
	RSC-P-6	1U TwinPro LHS	1 PCI-E x16	1 PCI-E x16	Passive	No	X10DRT-PS, K1SPi	CSE-217HQ+- R2K04BP2, CSE- 827HQ+-R2K04BP2	5028TK-HTR, 2028TP-HCOR-SIOM, 2028TP-HC1R-SIOM, 2028TP-HTR- SIOM, 6028TP-HCOR-SIOM, 6028TP- HC1R-SIOM, 6028TP-HTR-SIOM	No	Yes	Yes	Yes
	RSC-R1UT-E16	1U Twin LHS	PCI-E x16	1 PCI-E x16	Passive	No	X8DXTX8DXT-F, X8DXT- IBX, X8DXT-IBXF, X8DXT- IBQ, X8DXT-IBQF, X8DXT-H, X8DXT-H+, X8DXT-HF, X8DXT-HF+, X8DXT-HIB, FX8DXT-HIBXF+, X8DXT- HIBQF, X8DXT-HIBQF+, X8DXT-INF, X8DXT-INF+, X8DXT-HIBX, X8DXT- HIBX+, X8DXT-HIBQ, X8DXT-HIBQ+	808T-1K28B808T- 1200B808T- 780B808T-980B809T- 1200B809T- 780B809T-980B	6016T-GTF6016T-GIBXF	Yes	Yes	No	No
	RSC-R1UFF-E8	1U Twin LHS	PCI-E x8	1 PCI-E x8	Passive	Yes	X9DRFF-7G+, X9DRFF-7TG+, X10DRFF-CG	F414IS	F617H6-FTL+, F617H6- FTPTL+	No	Yes	Yes	Yes
	RSC-R1UFF-E16	1U Twin LHS	PCI-E x16	1 PCI-E x16	Passive	Yes	X9DRFF	SCF418BC-R1K62BP	F617H6-FT+, F617H6-FTPT+, F617R2-F73, F617R2-FT, F617R2-FT+, F617R3-FT, F617R3-FT+, F627R2-F73	Yes	Yes	Yes	Yes

1U Twin (Right Hand Side)



Product Image	Model Name	Category/ Form Factor	MB Fit Type	Riser Card Output Type	Design Type	X9 Sup- port	Motherboards	Chassis	SuperServer	GPU Support	Gen2 Sup- port	Gen3 Sup- port	Auto Detection
	RSC-R1U-E16R	1U Twin RHS	PCI-E x16	1 PCI-E x16	Passive	No	H8DGG-QF, H8DCT- IBQF, H8DCT-F, H8DCT-HLN4F, H8DGT-HLIBQF, H8DGT-HLF, H8DGT-HIBQF, H8DGT-HLIBQF, H8DGT-HF, X75BT, X8SIT, X9SRG-F, X9DRT-series	SC818T	1022GG-TF, 1122GG-TF, 2022TC- HTRF4, 2022TG-H6IBQRF, 2022TG-H6RF, 2022TG-HIBQRF, 2022TG-HLIBQRF, 2022TG-HLTRF, 2022TG-HTRF, 2122TC-H6R4, 2122TG-H6IBQRF, 2122TG-H6RF, 2122TG-HIBQRF, 2122TG-HTRF, 2022TC-HIBQRF, 2022TC-BTRF, 1021TM-INF+B, 1021TM-T+B, 2021TM-BIBXRF, 2021TM-BTRF, 1017GR-TF, 1017GR-TF-FM109, 1017GR-TF-FM175, 1017GR-TF- FM209, 1017GR-TF-FM275, 1025TC- 10GB, 1025TC-3FB, 1025TC-TB, 1026GT-TF, 1026GT-TF-FM105, 1026GT-TF-FM107, 1026GT- TF-FM109, 1026GT-TF-FM175, 1026GT-TF-FM205, 1026GT- TF-FM207, 1026GT-TF-FM209, 1026GT-TF-FM275, 1026TT-IBQF, 1026TT-IBXF, 1026TT-INF, 1026TT-TF, 1027TR-TF, 1027TR-TFF, 1027TR-TQF, 2016TT-HTRF, 2026TT-H6IBQRF, 2026TT-H6IBXRF, 2026TT-H6RF, 2026TT-HIBQRF, 2026TT-HIBXRF, 2026TT-HTRF, 2027TR-H70FRF, 2027TR-H70QRF, 2027TR-H70RF, 2027TR-H71FRF, 2027TR-H72FRF, 2027TR-H72QRF, 2027TR-H72RF, 2027TR-HTRF, 2027TR-HTQRF, 2027TR-HTRF, 5015TB-10GB, 5015TB-TB, 5016TT-TF, 5017GR-TF, 5017GR-TF-FM109, 5017GR-TF- FM175, 5017GR-TF-FM209, 5017GR- TF-FM275, 5026TT-BTRF, 5026TT-HTRF, 6015TC-10GB, 6015TC-LFTB, 6015TC-TB, 6015TW-INF/B, 6015TW- TV/B, 6016GT-TF, 6016GT-TF-FM107, 6016GT-TF-FM109, 6016GT-TF- FM175, 6016GT-TF-FM205, 6016GT- TF-FM207, 6016GT-TF-FM209, 6016GT-TF-FM275, 6016TT-IBQF, 6016TT-IBXF, 6016TT-INF, 6016TT-TF, 6017TR-TF, 6017TR-TFF, 6017TR-TQF, 6026TT-HIBQF, 6026TT-HIBQRF, 6026TT-HIBXF, 6026TT-HIBXRF, 6026TT-HTRF, 6026TT-HTRF, 6026TT-IBQF, 6026TT-IBXF, 6026TT- IBQF, 6026TT-IBXF, 6026TT-TF, 6027TR-H70FRF, 6027TR-H70QRF, 6027TR-H70RF, 6027TR-H71FRF, 6027TR-H71QRF, 6027TR-H71RF, 6027TR-HTRF, 6027TR-HTQRF, 6027TR-HTRF, 1022TC-IBQF, 1022TC-TF	No	Yes, depend- ing on slots	No	N/A
	RSC-R1U-E8R	1U Twin RHS	PCI-E x8	1 PCI-E x8	Passive	No	X7DBT-series, X7DWT-se- ries, X8DRT-series, X75BT, X8SIT	SC808, SC809	6015T-TV/B, 6015T-INFV/B	No	Yes, depend- ing on slots	No	N/A
	RSC-R1UFF-E8R	1U Twin RHS	PCI-E x8	1 PCI-E x8	Passive	Yes	X9SCFF-F, X9DRFR, X10DRFF-CG	F418BL-R1K62BP	F627R3-FT, F627R3-F73, F517H6-FT, F617H6-FT+, F617H6-FTL+, F617H6- FTPT+, F617H6-FTPTL+, F617R2-FT+, F617R3-FT+, 5017R-HDP, F517H6-FT	No	Yes	Yes	Yes
	RSC-R1UF-E16R	1U Twin RHS	PCI-E x16	1 PCI-E x16	Passive	Yes	X9DRFF	F424AF-R1K28BP	F617R2-R72+, F617R2-RT+	Yes	Yes	Yes	Yes
	RSC-R1UFF-E16R	1U Twin RHS	PCI-E x16	1 PCI-E x16	Passive	Yes	X9DRFF	F418BL-R1K62BP	F627R3-FT, F627R3-F73	Yes	Yes	Yes	Yes

RISER CARDS



1U UIO (Left Hand Side)

Product Image	Model Name	Category/Form Factor	MB Fit Type	Riser Card Output Type	Design Type	X9 Support	Motherboards	Chassis	SuperServer	GPU Support	Gen2 Support	Gen3 Support	Auto Detection	
	RSC-R1UU-E16	1U UIO LHS	Universal SXB2 Slot (UIO)	1 PCI-E x16	Passive	No	X8DTU, X8DTU-F, X8DTU-LN4F+, X8SIU-FH8DMU+, H8SMU, H8DGU, H8DGU-F, H8DGU-LN4F+, X7DBU, X7DGU, X7DWU, X7DCU, X8DTU-6F, X8DTU-6TF, X7SBU, PDSMU, X8SIU	113TQ-560UB, 113TQ-563UB, 113TQ-600UB, 113TQ-R500UB, 113TQ-R650UB, 815TQ-560UB, 815TQ-563UB, 815TQ-600UB, 815TQ-710UB, 812L-280U, 812L-280UB, 812L-520U, 812L-600UB, 111T-560UB, 111TQ-563UB, 111TQ-600UB, 111LT-330UB, 111LT-360UB, 119TQ-R700UB, 819TQ-R700UB, SC515-280UB	N/A	Yes	Yes, depending on MB	No	No	
	RSC-R1UU-2E8	1U UIO LHS	Universal SXB2 Slot (UIO)	2 PCI-E x8	Passive	No	X8DTU, X8DTU-F, X8DTU-LN4F+, X8SIU-F, H8DMU+, H8SMU, H8DGU, H8DGU-F, X7DBU, X7DGU, X7DWU, X7DCU, X8DTU-6F, X8DTU-6TF, X7SBU, PDSMU, X8SIU, X7DBU, X7DGU, X7DWU, X7DCU, X8DTU-6F, X8DTU-6TF, X7SBU, PDSMU, X8SIU	113TQ-560UB, 113TQ-563UB, 113TQ-600UB, 113TQ-R500UB, 113TQ-R650UB, 815TQ-560UB, 815TQ-563UB, 815TQ-600UB, 815TQ-710UB, 812L-280U, 812L-280UB, 812L-520U, 812L-600UB, 111T-560UB, 111TQ-563UB, 111TQ-600UB, 111LT-330UB, 111LT-360UB, 119TQ-R700UB, 819TQ-R700UB, 515-280UB	1022G-NTF, 1026T-6RF+, 1026T-6RFT+, 6016T-6RFT+, 6016T-NTF, 6016T-NTRF, 6016T-NTRF4+, 1011M-Ni(B), 1011M-URV/B, 5015B-NTRB, 5015B-NTRV, 5015M-Ni(B), 5015M-NTRV/B, 5015M-NTV/B, 5016I-NTF, 6015B-Ni(B), 6015B-NTRV/B, 6015B-NTV/B, 6015C-Ni(B), 6015C-NTRV/B, 6015C-NTV/B, 6015W-Ni(B), 6015W-NTRV/B, 6015W-NTV/B, 6016T-6RF+, 6016T-NT	No	Yes, depending on MB	No	No	No
	RSC-R1UU-2U	1U UIO LHS	Universal SXB2 Slot (UIO)	2 UIO	Passive	No	X8DTU, X8DTU-F, X8DTU-LN4F+, X8SIU-F, H8DMU+, H8SMU, H8DGU, H8DGU-F, H8DGU-LN4F+, X7DBU, X7DGU, X7DWU, X7DCU, X8DTU-6F, X8DTU-6TF, X7SBU, PDSMU, X8SIU	113TQ-560UB, 113TQ-563UB, 113TQ-600UB, 113TQ-R500UB, 113TQ-R650UB, 815TQ-560UB, 815TQ-563UB, 815TQ-600UB, 815TQ-710UB, 812L-280U, 812L-280UB, 812L-520U, 812L-600UB, 111T-560UB, 111TQ-563UB, 111TQ-600UB, 111LT-330UB, 111LT-360UB, 119TQ-R700UB, 819TQ-R700UB, 515-280UB	N/A	No	Yes, depending on MB	No	No	
	RSC-R1UU-UE8	1U UIO LHS	Universal SXB2 Slot (UIO)	1 PCI-E x8; 1 UIO	Passive	No	X8DTU, X8DTU-F, X8DTU-LN4F+, X8SIU-F, H8DMU+, H8SMU, H8DGU, H8DGU-F, H8DGU-LN4F+, X7DBU, X7DGU, X7DWU, X7DCU, X8DTU-6F, X8DTU-6TF, X7SBU, PDSMU, X8SIU	113TQ-560UB, 113TQ-563UB, 113TQ-600UB, 113TQ-R500UB, 113TQ-R650UB, 815TQ-560UB, 815TQ-563UB, 815TQ-600UB, 815TQ-710UB, 812L-280U, 812L-280UB, 812L-520U, 812L-600UB, 111T-560UB, 111TQ-563UB, 111TQ-600UB, 111LT-330UB, 111LT-360UB, 119TQ-R700UB, 819TQ-R700UB, 515-280UB	1022G-NTF, 1026T-6RF+, 1026T-6RFT+, 6016T-6RFT+, 6016T-NTF, 6016T-NTRF, 6016T-NTRF4+, 1011M-Ni(B), 1011M-URV/B, 5015B-NTRB, 5015B-NTRV/B, 5015M-Ni(B), 5015M-NTRV/B, 5015M-NTV/B, 5016I-NTF, 6015B-Ni(B), 6015B-NTRV/B, 6015C-Ni(B), 6015C-NTRV/B, 6015C-NTV/B, 6015W-Ni(B), 6015W-NTRV/B, 6015W-NTV/B, 6016T-6RF+, 6016T-NT	No	Yes, depending on MB	No	No	
	RSC-R1UU-E8E16	1U UIO LHS	Universal SXB2 Slot (UIO)	1 PCI-E x8; PCI-E x16	Passive	No	X8DTU, X8DTU-F, X8DTU-LN4F+, X9SPU-F, X9DBU-IF, X9DBU-3F, H8DGU, H8DGU-F, H8DGU-LN4F+, X8SIU-F, X8SIU	113TQ-560UB, 113TQ-563UB, 113TQ-600UB, 113TQ-R500UB, 113TQ-R650UB, 815TQ-560UB, 815TQ-563UB, 815TQ-600UB, 815TQ-710UB, 812L-280U, 812L-280UB, 812L-520U, 812L-600UB, 111T-560UB, 111TQ-563UB, 111TQ-600UB, 111LT-330UB, 111LT-360UB, 119TQ-R700UB, 819TQ-R700UB, 515-280UB	6017B-NTF	Yes	Yes, depending on MB	Yes, depending on MB	Yes depending on MB	
	RSC-R1UU-UE16	1U UIO LHS	Universal SXB2 Slot (UIO)	1 PCI-E x16; 1 UIO	Passive	Yes	X8DTU, X8DTU-F, X8DTU-LN4F+, X9SPU-F, X9DBU-IF, X9DBU-3F, H8DGU, H8DGU-F, H8DGU-LN4F+,	113TQ-560UB, 113TQ-563UB, 113TQ-600UB, 113TQ-R500UB, 113TQ-R650UB, 815TQ-560UB, 815TQ-563UB, 815TQ-600UB, 815TQ-710UB, 812L-280U, 812L-280UB, 812L-520U, 812L-600UB, 111T-560UB, 111TQ-563UB, 111TQ-600UB, 111LT-330UB, 111LT-360UB, 119TQ-R700UB, 819TQ-R700UB, 515-280UB	1022G-URF, 1026T-URF, 1026T-URF4+, 1026T-URF4+LR, 5017C-URF, 6016T-URF, 6016T-URF4+, 6016T-U, 6016T-U, 6017B-URF	Yes	Yes, depending on MB	Yes, depending on MB	Yes	

1U UIO (Right Hand Side)




Product Image	Model Name	Category/Form Factor	MB Fit Type	Riser Card Output Type	Design Type	X9 Support	Motherboards	Chassis	SuperServer	GPU Support	Gen2 Support	Gen3 Support	Auto Detection
	RSC-R1UU-E8PR	1U UIO RHS	PCI-E x8	1 PCI-E x8	Passive	No	X8DTU, X8DTU-F, X8DTU-LN4F+, X7DWU, X7DCU, X8DTU-6F, X8DTU-6TF	113TQ-560UB, 113TQ-563UB, 113TQ-600UB, 113TQ-R500UB, 113TQ-R650UB, 815TQ-560UB, 815TQ-563UB, 815TQ-600UB, 815TQ-710UB, 812L-280U, 812L-280UB, 812L-520U, 812L-600UB, 111T-560UB, 111TQ-563UB, 111TQ-600UB, 111LT-330UB, 111LT-360UB, 119TQ-R700UB, 819TQ-R700UB, SC515-280UB	N/A	No	Yes, depending on slots	No	No
	RSC-R1UU-E8R+	1U UIO RHS	PCI-E x8	1 PCI-E x8	Passive	No	X8SIU-F, X9SPU-F, H8SMU, X8DTU-LN4F+, X8DTU-6F+, X8SIU-F	113TQ-560UB, 113TQ-563UB, 113TQ-600UB, 113TQ-R500UB, 113TQ-R650UB, 815TQ-560UB, 815TQ-563UB, 815TQ-600UB, 815TQ-710UB, 812L-280U, 812L-280UB, 812L-520U, 812L-600UB, 111T-560UB, 111TQ-563UB, 111TQ-600UB, 111LT-330UB, 111LT-360UB, 119TQ-R700UB, 819TQ-R700UB, 515-280UB	N/A	No	No	No	No

1U WIO (Left Hand Side)

Product Image	Model Name	Category/Form Factor	MB Fit Type	Riser Card Output Type	Design Type	X9 Support	Motherboards	Chassis	SuperServer	GPU Support	Gen2 Support	Gen3 Support	Auto Detection
	RSC-W-68	1U WIO LHS	WIO Slot	1 PCI-E x8 1 PCI-E x16	Passive	Yes	X11SSW-F	WIO Chassis	5019S-WR	No	Yes	Yes	No
	RSC-W-88	1U WIO LHS	WIO Slot	2 PCI-E x8	Passive	No	X10DRW-I	WIO Chassis	6028R-WTR, 1028R-WTR, 1028R-WC1R	No	Yes	Yes	Yes

RISER CARDS








1U WIO (Left Hand Side)

	RSC-R1UW-2E16	1U WIO LHS	WIO Slot	2 PCI-E x16	Passive	Yes	X9SRW-3F, X9SRW-F, X9DRW-F, X9DRW-3F, X9DRW-3LN4F+, X9DRW-3TF+, X10DRW-series / X10DR-T/X10DDW-I	WIO Chassis	1027R-72BRFTF, 1027R-72RFTF, 1027R-N3RF, 1027R-WRF, 1027R-WRF4+, 1027R-WRF1+, 5017R-WRF, 6017R-72BRFT, 6017R-N3RF4+, 6017R-N3RFT+, 6017R-NTF, 6017R-WRF	Yes	Yes	Yes	Yes
	RSC-R1UW-U	1U WIO LHS	WIO Slot	1 UIO	Passive	Yes	X9SRW-3F, X9SRW-F, X9DRW-F, X9DRW-3F, X9DRW-3LN4F+, X9DRW-3TF+, X10DRW-series, X10SRW-F	WIO Chassis	N/A	No	Yes	Yes	No
	RSC-R1UW-E16	1U WIO LHS	WIO Slot	1 UIO	Passive	Yes	X9DRD-CNT+, X10DRW-series, X10SRW-F	1U WIO Chassis	N/A	Yes	Yes	Yes	Yes





1U WIO (Right Hand Side)

Product Image	Model Name	Category/Form Factor	MB Fit Type	Riser Card Output Type	Design Type	X9 Sup-port	Motherboards	Chassis	SuperServer	GPU Support	Gen2 Sup-port	Gen3 Sup-port	Auto Detection
	RSC-R1UW-E8R	1U WIO RHS	WIO Slot	1 PCI-E x8	Passive	Yes	X9SRW-3F, X9SRW-F, X9DRW-F, X9DRW-3TF+, X9DRW-3LN4F+, X9DRW-7TF+, X10S-RW-F, X10DDW-I	WIO Chassis	5017R-WRF, 1027R-72BRFTF, 1027R-72RFTF, 1027R-WRF4+, 1027R-WRF1+, 6017R-72BRFT, 6017R-N3RF4+, 6017R-N3RFT+	No	Yes	Yes	No



2U GPU/Coprocessor (Left Hand Side)

Product Image	Model Name	Category/Form Factor	MB Fit Type	Riser Card Output Type	Design Type	X9 Sup-port	Motherboards	Chassis	SuperServer	GPU Support	Gen2 Sup-port	Gen3 Sup-port	Auto Detection
	RSC-G2F-A66	2U GPU LHS	1 PCI-E x16	2 PCI-E x16	Active	No	X10DRG-H, X10DRG-HT	SC218GH-R2K03B	2028GR-TR, 2028GR-TRH, 2028GR-TRHT, 2028GR-TRT	Yes	Yes	Yes	Yes
	RSC-R2UG-E8G-X9	2U GPU LHS	Universal Slot (GPU)	1 PCI-E x8	Passive	Yes	X9DRG-HF, X9DRG-HTF	218G-R1800B	2027GR-TRF, 2027GR-TRF-FM409, 2027GR-TRF-FM475, 2027GR-TRFT, 2027GR-TSF	No	Yes	Yes	Yes
	RSC-R2UG-A2E16-A	2U GPU LHS	Universal Slot (GPU)	2 PCI-E x16	Active	Yes	X9DRG-HF, X9DRG-HTF	218G-R1800B	2027GR-TRFH, 2027GR-TRFHT, 2027GR-TRFH-FM609, 2027GR-TRFH-FM675	Yes	Yes	Yes	Yes
	RSC-R2UG-A2E16-B	2U GPU LHS	Universal Slot (GPU)	2 PCI-E x16	Active	Yes	X9DRG-HF, X9DRG-HTF	218G-R1800B	2027GR-TRFH, 2027GR-TRFHT, 2027GR-TRFH-FM609, 2027GR-TRFH-FM675	Yes	Yes	Yes	Yes
	RSC-R2UG-2E4E8	2U GPU LHS	PCI-E x16	1 PCI-E x8; 2 PCI-E x4	Passive	Yes	X8DTG-QF+	218G-R1800B	2026GT-TF, 2026GT-TRF, 2026GT-TRF-FM407, 2026GT-TRF-FM409	N/A	Yes	No	Yes
	RSC-R2UG-2E16	2U GPU LHS	Universal Slot (GPU)	2 PCI-E x16	Passive	No	X8DTG-QF+	218G-R1800B	2026GT-TF, 2026GT-TRF, 2026GT-TRF-FM407, 2026GT-TRF-FM409	Yes	Yes	No	Yes
	RSC-R2UG-2E16-X9	2U GPU LHS	Universal Slot (GPU)	2 PCI-E x16	Passive	Yes	X9DRG-HF, X9DRG-HTF, X10DRG-H (T)	218G-R1800B	2027GR-TRF, 2027GR-TRF-FM409, 2027GR-TRF-FM475, 2027GR-TRFT, 2027GR-TSF	Yes	Yes	Yes	Yes

2U GPU/Coprocessor (Right Hand Side)





Product Image	Model Name	Category/Form Factor	MB Fit Type	Riser Card Output Type	Design Type	X9 Sup-port	Motherboards	Chassis	SuperServer	GPU Support	Gen2 Sup-port	Gen3 Sup-port	Auto Detection
	RSC-G2FR-A66	2U GPU RHS	1 PCI-E x16	2 PCI-E x16	Active	Yes	X10DRG-H, X10DRG-HT	SC218GH-R2K03B	2028GR-TR, 2028GR-TRH, 2028GR-TRHT, 2028GR-TRT	Yes	Yes	Yes	Yes
	RSC-R2UG-UR-X9	2U GPU RHS	PCI-E x8	1 UIO	Passive	Yes	X8DTG-QF+, X9DRG-QF+	218G-R1800B	N/A	N/A	Yes	Yes	N/A
	RSC-R2UG-E16R-X9	2U GPU RHS	PCI-E x16	1 PCI-E x16	Passive	Yes	X8DTG-QF+	218G-R1800B	2026GT-TF, 2026GT-TRF, 2026GT-TRF-FM407, 2026GT-TRF-FM409, 2026GT-TRF-FM475, 2027GR-TRFH, 2027GR-TRFH-FM609, 2027GR-TRFH-FM675, 2027GR-TRFT, 2027GR-TSF	Yes	Yes	Yes	N/A
	RSC-R2UG-2E16R-X9	2U GPU RHS	Universal Slot (GPU)	2 PCI-E x16	Passive	Yes	X8DTG-QF+X9DRG-HFX9DRG-HF+	218G-R1800B	2027GR-TRF, 2027GR-TRF-FM409, 2027GR-TRF-FM475, 2027GR-TRFH, 2027GR-TRFHT, 2026GT-TF, 2026GT-TRF, 2026GT-TRF-FM407, 2026GT-TRF-FM409, 2026GT-TRF-FM475, 2027GR-TRFH-FM609, 2027GR-TRFH-FM675, 2027GR-TRFT, 2027GR-TSF	Yes	Yes	Yes	Yes

2U Standard (Left Hand Side)





Product Image	Model Name	Category/Form Factor	MB Fit Type	Riser Card Output Type	Design Type	X9 Sup-port	Motherboards	Chassis	SuperServer	GPU Support	Gen2 Sup-port	Gen3 Sup-port	Auto Detection
	RSC-S2-88	2U Standard LHS	1 PCI-E x8	2 PCI-E x8	Passive	No	X10QRH+	CSE-218U-R1K02P	2048U-RTR4	No	Yes	Yes	Yes
	RSC-R2U-E8	2U Standard LHS	PCI-E x8	1 PCI-E x8	Passive	Yes	H8SCM-F, H8SCM, X8SIE, X8SIE-F, X8SIE-LN4, X8SIE-LN4F, X8DT3, X8DT3-F, X8DT3-LN4F, X8DT1, X8DT1-F, X8DT-LN4F, X8DTN+, X8DTN+-F, X8ST3-F, X8STE, X8ST1, X8SIL, X8SIL-F, X8SIE, X8SIE-F, X8SIE-LN4, X8SIE-LN4F, X8S36-F, X9SCL-LN4, X9SCL-LN4F, X9SCA, X9SCA-F	825MTQ-R700LPB, 825TQ-600LPB, 825TQ-R720LPB, 826A-R1200LPB, 826BA-R1K28LPB, 826BA-R920LPB, 826BE16-R1K28LPB, 826BE16-R920LPB, 216A-R900LPB, 216E16-R1200LPB	N/A	No	No	No	No

RISER CARDS






2U UIO (Left Hand Side)

	RSC-R2UU-UA3E8+	2U UIO LHS	SXB-E Universal Slot (UIO)	3 PCI-E x8; 1 UIO	Active	No	X8DTU, X8DTU-F, X8DTU-LN4F+, H8DGPU, H8DGPU-F, H8DGPU-LN4F+	UIO Chassis	2022G-URF, 2022G-URF4+, 6026T-UR, 6026T-URF	No	Yes	No	No
	RSC-R2UU-3E8G	2U UIO LHS	UIO (PCI-E x8)	3 PCI-E x8	Passive	No	X8DTU, X8DTU-F, X8DTU-LN4F+, H8DGPU, H8DGPU-F, X9DBU-3F, X9DBU-4F	UIO Chassis	N/A	No	Yes	Yes	Yes
	RSC-R2UU-UE8	2U UIO LHS	Universal SXB2 Slot (UIO)	1 UIO 11 PCI-E x8	Passive	No	H8DMU+, H8SMU, X7SBU, X7DCU, X7DBU, X7DWU, X7DGPU, X8DTU-6F, X8DTU-6TF*	UIO Chassis	N/A	No	Yes, depending on MB	No	No
	RSC-R2UU-ZE8	2U UIO LHS	Universal SXB2 Slot (UIO)	2 PCI-E x8	Passive	No	H8DMU+, H8SMU, X7SBU, X7DCU, X7DBU, X7DWU, X7DGPU, X8DTU-6F, X8DTU-6TF*	UIO Chassis	N/A	No	Yes, depending on MB	No	No




2U UIO (Right Hand Side)

Product Image	Model Name	Category/Form Factor	MB Fit Type	Riser Card Output Type	Design Type	X9 Support	Motherboards	Chassis	SuperServer	GPU Support	Gen2 Support	Gen3 Support	Auto Detection
	RSC-R2UU-2E8R	2U UIO RHS	PCI-E x16	2 PCI-E x8	Passive	No	H8DMU+, X7DWU	UIO Chassis	2021M-UR+V, 2021M-UR+B, 6025W-URV, 6025W-URB	No	Yes, depending on slots	No	No
	RSC-R2UU-2E4E8R	2U UIO RHS	PCI-E x16	2 PCI-E x4; 1 PCI-E x8	Passive	No	X8DTU-LN4F+	UIO Chassis	2026T-URF4+, 6026T-URF4+	No	Yes	No	No
	RSC-R2UU-2E4R	2U UIO RHS	PCI-E x8	2 PCI-E x4	Passive	No	X8DTU, X8DTU-F, X8DTU-6F+, X8DTU-6TF+, X9DBU-3F, X8SIU-F, X9SPU-F, X7SBU, X7DWU, X8DTU-LN4F, X8SIU	UIO Chassis	N/A	No	Yes	Yes	Yes
	RSC-R2UU-2E2E4R	2U UIO RHS	PCI-E x8	2 PCI-E x2; 1 PCI-E x4	Passive	No	H8DGPU-LN4F+	UIO Chassis	N/A	No	Yes	No	No

2U WIO (Left Hand Side)





Product Image	Model Name	Category/Form Factor	MB Fit Type	Riser Card Output Type	Design Type	X9 Support	Motherboards	Chassis	SuperServer	GPU Support	Gen2 Support	Gen3 Support	Auto Detection
	RSC-R2UW-2E8E16+	2U WIO LHS	WIO Slot	2 PCI-E x16; 1 PCI-E x8	Passive	Yes	X9DRW-4F, X9DRW-3F, X9DRD-4T+, X10DRW-series and X10QRH+, X10DRW-series and X10QRU series	WIO CHASSIS	N/A	Yes	Yes	Yes	Yes
	RSC-R2UW-2E8E16	2U WIO LHS	WIO Slot	2 PCI-E x8; 1 PCI-E x16	Passive	Yes	X9SRW-F, X9SRW-3F, X9DRW-4F, X9DRW-3F, X9DRW-3TF+, X9DRW-3LN4F+	WIO CHASSIS	6027R-72RFTP+, 2027R-72RFTP+	Yes	Yes	Yes	Yes
	RSC-R2UW-U2E8	2U WIO LHS	WIO Slot	2 PCI-E x8; 1 UIO	Passive	Yes	X9SRW-F, X9SRW-3F, X9DRW-4F, X9DRW-3F, X9DRW-3TF+, X9DRW-3LN4F+, X10DRW-series	WIO CHASSIS	N/A	No	Yes	Yes	Yes
	RSC-R2UW+-2E16-2E8	2U WIO LHS	WIO Slot	2 PCI-E x16; 2 PCI-E x8	Passive	Yes	X9DRW-3LN4F+, X9DRW-3TF+, X9DRW-7TPF+	WIO CHASSIS	N/A	Yes	Yes	Yes	Yes
	RSC-R2UW-4E8	2U WIO LHS	WIO Slot	4 PCI-E x8	Passive	Yes	X9SRW-F, X9SRW-3F, X9DRW-4F, X9DRW-3F, X9DRW-3TF+, X9DRW-3LN4F+, X10DRW-series	WIO CHASSIS	5027R-WRF, 2027R-N3RF4+, 2027R-N3RFT+, 6027R-N3RF4+, 6027R-N3RFT+	No	Yes	Yes	Yes

2U WIO (Right Hand Side)

Product Image	Model Name	Category/Form Factor	MB Fit Type	Riser Card Output Type	Design Type	X9 Support	Motherboards	Chassis	SuperServer	GPU Support	Gen2 Support	Gen3 Support	Auto Detection
	RSC-R2UW-2E4R	2U WIO RHS	1 PCI-E x16 2 PCI-E x4	2 PCI-E x4	Passive	Yes	X9SRW-F, X9SRW-3F, X9DRW-F-SS022, X10SRW-F	2U WIO chassis	N/A	No	Yes	Yes	Yes
	RSC-R2UW-E8R-UP	2U WIO RHS	WIO Slot	1 PCI-E x8	Passive	Yes	X9SRW-3F, X9SRW-F, X10DDW-I and X10SRW-F	WIO Chassis	5027R-WRF	No	Yes	Yes	Yes
	RSC-R2UW-2E8R	2U WIO RHS	WIO Slot	2 PCI-E x8	Passive	Yes	X9DRW-4FX9DRW-3FX-9DRW-3TF+X-9DRW-3LN4F+	WIO Chassis	2027R-72RFTP+, 6027R-72RFTP+	No	Yes	Yes	Yes

TRUSTED PLATFORM MODULE (TPM)

Provisioned TPM

TPM	Types	Differentiators	FormFactors	Pictures	Model Numbers
Provisioned TPM+ TXT	Server (S)	96-Byte index Memory Support: Intel® Xeon® Processor E5, Intel® Xeon® Processor E7	Vertical (V)		AOM-TPM-9655V-S AOM-TPM-9665V-S
			Horizontal (H)		AOM-TPM-9655H-S AOM-TPM-9665H-S
	Client (C)	48-Byte index Memory Support: Intel® Xeon® Processor E3 Intel® Core™ i7 Processor, Intel® Core™ i5 Processor	Vertical (V)		AOM-TPM-9655V-C AOM-TPM-9665V-C
			Horizontal (H)		AOM-TPM-9655H-C AOM-TPM-9665H-C

TPM Products

TCG	Model #	Form Factor	TXT*	MB Platform	Supported CPUs
TPM 1.2	AOM-TPM-9655V	Vertical	N/A	Intel® & AMD	Any MB's Supported CPU
	AOM-TPM-9655V-S	Vertical	Server	Intel®	Intel® Xeon® Processor E5, Intel® Xeon® Processor E7
	AOM-TPM-9655V-C	Vertical	Client	Intel®	Intel® Core™ i5 Intel® Core™ i7 Processor, Intel® Core™ i5 Processor & Intel® Xeon® Processor E3
	AOM-TPM-9655H	Horizontal	N/A	Intel® & AMD	Any MB's Supported CPU
	AOM-TPM-9655H-S	Horizontal	Server	Intel®	Intel® Xeon® Processor E5, Intel® Xeon® Processor E7
	AOM-TPM-9655H-C	Horizontal	Client	Intel®	Intel® Core™ i5 Processor Intel® Core™ i7 Processor, Intel® Xeon® Processor E3
TPM 2.0	AOM-TPM-9665V	Vertical	N/A	Intel	Any MB's Supported CPU
	AOM-TPM-9665V-S	Vertical	Server	Intel®	Intel® Xeon® Processor E5, Intel® Xeon® Processor E7
	AOM-TPM-9665V-C	Vertical	Client	Intel®	Intel® Core™ i3 Processor, Intel® Core™ i5 Processor, Intel® Core™ i7 Processor, Intel® Xeon® Processor E3
	AOM-TPM-9665H	Horizontal	N/A	Intel	Any MB's Supported CPU
	AOM-TPM-9665H-S	Horizontal	Server	Intel®	Intel® Core™ i5 Processor, Intel® Core™ i7 Processor
	AOM-TPM-9665H-C	Horizontal	Client	Intel®	Intel® Core™ i5 Processor, Intel® Core™ i7 Processor, Intel® Xeon® Processor E3

* TPM Provisioning is required for TXT function, selecting server or client provisioning depends on the CPU and MB that is going to be used

MOBILE RACKS & DRIVE KITS

**High Performance,
Scalability & Flexibility for
Next Generation Enterprise
Server/Storage Solutions**



New! SAS 3.0 (12Gbps)

New! SAS 3.0 (12Gbps)



SAS 3.0/SATA 3.0



SAS 3.0/SATA 3.0



SAS 2.0/SATA 3.0

Model Part#	CSE-M14TQC	CSE-M28SACB / CSE-M28SACB-OEM	CSE-M28SAB / CSE-M28SAB-OEM
Occupancy	1 x 5.25" drive bays	2x 5.25" drive bays	2x 5.25" drive bays
Capacity	4 x 2.5" hot-swap SAS 3.0/SATA 3.0 hard drives	8x 2.5" hot-swap SAS 3.0/SATA 3.0 hard drives	8x 2.5" hot-swap SAS2.0/SATA 3.0 hard drives
Expander Card	N/A	N/A	N/A
Cooling Subsystem	40mm exhaust fan	40mm exhaust fan (CSE-M28SACB only)	40mm exhaust fan (CSE-M28SAB only)
System Monitoring	<ul style="list-style-type: none"> Overheat LED & alarm Drive activity LED Fan failure LED 4x 7-pin SATA connectors (support 12Gbps) 	<ul style="list-style-type: none"> Overheat LED & alarm Drive activity LED & failure LED Fan failure LED & Alarm (CSE-M28SACB only) 2x MiniSAS HD connectors 	<ul style="list-style-type: none"> Fan fail detection LED & alarm (CSE-M28SAB only) Overheat LED indication alarm Drive activity/failure LED 2x iPASS connectors
Dimensions	5.8"W x 1.6"H x 7.9"H (147mm x 40mm x 200mm)	CSE-M28SACB: 5.8"W x 3.4"H x 7.4"D (146 x 85 x 187mm) CSE-M28SACB-OEM: 5.8"W x 3.4"H x 6.2"D (146 x 85 x 157mm)	CSE-M28SAB: 5.8"W x 3.4"H x 7.4"D (146 x 85 x 187mm) CSE-M28SAB-OEM: 5.8"W x 3.4"H x 6.2"D (146 x 85 x 157mm)
Gross Weight	4 lbs	5 lbs	5 lbs

New! SAS 3.0 (12Gbps)

New! SAS 3.0 (12Gbps)



SAS/SATA



SAS 3.0/SATA 3.0



SAS 3.0/SATA 3.0

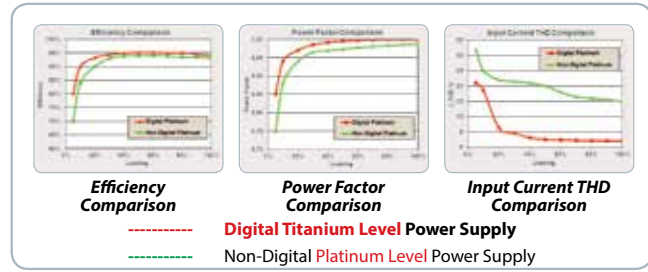
Model Part#	CSE-M35T-1/M35TQ	MCP-220-82616-0N MCP-220-83608-0N MCP-220-84610-0N	MCP-220-81506-0N MCP-220-81504-0N
Occupancy	3x 5.25" drive bays	1x rear drive bay	1x slim DVD or slim floppy size drive bay
Capacity	5x 3.5" hot-swap SAS/SATA hard drives	2x 2.5" hot-swap SAS3/SATA3 hard drives	1x 2.5" hot-swap SAS3/SATA3 hard drive
Expander Card	N/A	N/A	N/A
Cooling Subsystem	90mm exhaust fan	N/A	N/A
System Monitoring	<ul style="list-style-type: none"> Fan fail detection LED & alarm Overheat LED indication Drive activity LED SCM35TQ has "Drive Failure LED" 	<ul style="list-style-type: none"> Monitoring drive activity, rebuild or failure Jumper settings for various configurations 12G support with optional CBL-SAST-0699 	<ul style="list-style-type: none"> Monitoring drive activity, rebuild or failure Support SGPIO if connected to logical port #0 12G support with optional CBL-SAST-0699 Slim drive tray (up to 9.5mm)
Dimensions	5.8"W x 5"H x 9.7"D (146 x 129 x 245mm)	82616: 3.26" x 1.36" x 6.26" (83x35x159mm) 83608: 3.2" x 1.6" x 6.1" (81x41x155mm) 84610: 6.0" x 0.76" x 6.7" (152x20x170mm)	Slim DVD size: 5.05" W x 0.5" H x 6.3" D (128x13x160mm) Slim floppy size: 3.8" W x 0.5" H x 6.3" D (97x13x160mm)
Gross Weight	7.5 lbs	1.5 lbs	1 lbs

POWER SUPPLIES

Digital Switching Power Supplies

96% Titanium Level Power Efficiency!

- New generation Digital Switching Power Supplies
- Improved power efficiency (5~10%) in light loading
- Improved power factory correction (5~10%) in light loading
- Reduce current THD (15%) power transmission loss
- Real-time monitoring & enhanced system reliability



New!



Model	PWS-2K60A-1R	PWS-1K02A-1R	PWS-1K03A-1R	PWS-1K04A-1R	PWS-1K62A-1R	PWS-1K22A-1R
Total Output Power	2600W	800W / 1000W	800W / 1000W	800W/1000W	1000W / 1600W	800W / 1200W
Input	208-240Vac 220-240Vac (for CQC only)	100-127Vac/200-240Vac/ 50-60Hz	100-127Vac/ 200-240Vac/ 50-60Hz	100-127Vac/ 200-240Vac/ 50-60Hz	100-127Vac/200-240Vac/ 50-60Hz	100-127Vac / 200-240Vac/ 50-60Hz
Form Factor	1U	1U	1U	1U	1U	1U
Dimension (LxWxH) cm	48x 4.5 x 4	20.3 x 7.35 x 4	33.6 x 7.6 x 4	18.5 x 7.35 x 4	20.3 x 7.35 x 4	20.3 x 7.35 x 4
Output Type*	Backplanes (connector)	25Pair Gold Finger	Backplanes Available	BackPlanes (gold finger)	25Pair Gold Finger	25Pair Gold Finger
Redundant	Yes	Yes	Yes	Yes	Yes	Yes
iC Remote Monitoring	FRU Data	FRU Data and PMBus	FRU Data and PMBus	FRU data and PMbus	FRU Data and PMBus	FRU Data and PMBus
+5V	-	-	-	-	-	-
+12V	216.6A	66.7A (100Vac-127Vac), 83A (200Vac-240Vac)	66.7A (100Vac-127Vac) 83A (200Vac-240Vac)	66.7A (100-127Vac) / 83A (200-240Vac)	83.3A (100Vac-127Vac), 133A (200Vac-240Vac)	66.7A (100Vac-127Vac) / 100A (200Vac-240Vac)
+3.3V	-	-	-	-	-	-
5VSB	-	12Vsb 2.1A	4A	-	12Vsb 2.1A	12Vsb 2.1A
-12V	4.5A	-	-	12Vsb 2.1A	-	-
Efficiency						



Model	PWS-2K05A-1R	PWS-2K04A-1R PWS-2K04F-1R	PWS-2K20A-1R	PWS-1K68A-1R	PWS-1K23A-1R
Total Output Power	1000W/1800/1980/2000	1000W / 1800W / 1980W / 2000W	1200W/1800W1980W/ 2090W/2200W	800W / 1600W	1000W / 1200W
Input	100-120/200-220/220-230/ 230-240Vac/ 50-60Hz	100-127/200-220Vac/ 220-230/230-240Vac/ 50-60Hz	100-127Vac/ 200-220Vac/ 220-230Vac/ 230-240Vac/ 220-240Vac (UL, cUL only)/ 50-60Hz	100-140Vac/ 180-240Vac/ 50-60Hz	100-127Vac/ 200-240Vac/ 50-60Hz
Form Factor	1U	1U	1U	1U	1U
Dimension (LxWxH) cm	26.5 x 7.35 x 4	33.6 x 7.6 x 4	33.6 x 7.6 x 4	33.6 x 7.6 x 4	33.6 x 7.6 x 4
Output Type*	Backplanes Available	Backplanes Available	BackPlanes (gold finger)	Backplanes available	Backplanes Available
Redundant	Yes	Yes	Yes	Yes	Yes
iC Remote Monitoring	FRU Data and PMbus	FRU Data and PMbus	FRU data and PMbus	FRU Data and PMBus	FRU Data and PMBus
+5V	-	-	-	-	-
+12V	83.3A (100-120Vac), 150A (200-220Vac), 165A (220-230Vac), 166.7A (230-240Vac); UL/cUL use: 166.7A (200-240Vac)	83.3A (100-127Vac) 150A (200-220Vac) 165A (220-230Vac) 166.7A (230-240Vac) UL/cUL: 166.7A (200-240Vac)	100A (100-127Vac)/ 150A (200-220Vac)/ 165A (220-230Vac)/ 174.17A (230-240Vac)/ 183.3A (220-240Vac, UL/cUL only)	66.6A (100Vac-140Vac) 133A (180Vac-240Vac)	83A (100Vac-127Vac), 100A (200Vac-240Vac)
+3.3V	-	-	-	-	-
5VSB	12Vsb 2.1A	1A	1A	1A	4A
-12V	-	-	-	-	-
Efficiency					

New!



Model	PWS-2K01A-BR	PWS-2K21A-2R	PWS-802A-1R	PWS-1K05A-1R	PWS-2K22A-1R	PWS-2K21A-BR
Total Output Power	1000W / 1800W / 1980W / 2000W	1200W/1800W1980W/ 2090W/2200W	800W	800W / 1000W	1200W / 1800W / 1980W / 2090W / 2200W	1200W/1800W1980W/ 2090W/2200W
Input	100-127Vac/ 200-240Vac/ 50-60Hz	100-127Vac/ 200-220Vac/ 220-230Vac/ 230-240Vac/ 220-240Vac (UL, cUL only)/ 180-220Vac (UL, cUL only)/ 230-240Vdc (CCC only)/ 50-60Hz	100-240Vac / 200-240Vdc / 50-60Hz	100-127Vac/200-240Vac/ 50-60Hz	100-127 / 200-220 / 220-230 / 230-240 / 220-240 Vac (UL, cUL only)/ 180-220Vac (UL, cUL only)/ 230-240Vdc (CCC only)/ 50-60Hz	100-127Vac/ 200-220Vac/ 220-230Vac/ 230-240Vac/ 220-240Vac (UL, cUL only)/ 180-220Vac (UL, cUL only)/ 230-240Vdc (CCC only)/ 50-60Hz
Form Factor	Micro-Blade	2U	1U	1U	1U	Microblade/ superblade
Dimension (LxWxH) cm	28.33 x 10.65 x 8.4	10.65 x 20.35 x 8.24	33.6 x 7.6 x 4	36 x 3.8 x 4	48 x 4.5 x 4	24.53 x 10.65 x 8.4
Output Type*	Micro-Blade Midplane	BackPlanes (gold finger)	BackPlanes (gold finger)	Backplanes Available	Backplanes Available	BackPlanes (gold finger)
Redundant	Yes	Yes	Yes	Yes	Yes	Yes
iC Remote Monitoring	FRU Data and PMBus	FRU data and PMbus	FRU data and PMbus	FRU Data and PMBus	FRU Data and PMBus	FRU data and PMbus
+5V	-	-	-	-	-	-
+12V	83.3A (100-127Vac), 150A (200-220Vac), 165A (220-230Vac), 166.7A (230-240Vac), UL/cUL: 166.7A (200-240Vac)	100A (100-127Vac)/ 150A (200-220Vac)/ 165A (220-230Vac)/ 174.17A (230-240Vac)/ 183.3A (220-240Vac, UL, cUL only)/ 174.17A (180-220Vac, UL, cUL only)/ 174.17A (230-240Vdc, CCC only)	66A	66.7A (100Vac-127Vac), 83A (200Vac-240Vac)	100A (100-127Vac) / 150A (200-220Vac) 165A (220-230Vac) / 174.17A (230-240Vac) (180-220Vac, UL, cUL) / (230-240Vdc, CCC)	100A (100-127Vac)/ 150A (200-220Vac)/ 165A (220-230Vac) / 174.17A (230-240Vac)/ 183.3A (220-240Vac, UL, cUL only)/ 174.17A (180-220Vac, UL, cUL only)/ 174.17A (230-240Vdc, CCC only)
+3.3V	-	-	-	-	-	-
5VSB	12Vsb 4.2A	-	4A	4A	12Vsb 2.1A	-
-12V	-	12Vsb: 2A	-	-	-	12Vsb 2.1A
Efficiency						

POWER SUPPLIES



Model	PWS-2K02P-1R PWS-2K02F-1R	PWS-1K41P-1R	PWS-1K28P-SQ	PWS-1K21P-1R	PWS-920P-SQ	PWS-741P-1R	PWS-721P-1R
Total Output Power	1100W / 1400W / 1800W / 1980W / 2000W	1100W / 1400W	1000W / 1280W	1000W / 1200W	920W	740W	720W
Input	100-240Vac / 50-60Hz	100-240Vac / 50-60Hz	100-140Vac / 180-240Vac / 50-60Hz	100-140Vac / 180-240Vac / 50-60Hz	100-240Vac / 50-60Hz	100-240Vac / 50-60Hz	100-240Vac / 50-60Hz
Form Factor	1U	1U	1U	1U	1U	1U	1U
Dimension (LxWxH) cm	33.6 x 7.6 x 4	33.6 x 7.6 x 4	33.6 x 7.6 x 4	33.6 x 7.6 x 4	33.6 x 7.6 x 4	33.6 x 7.6 x 4	33.6 x 7.6 x 4
Output Type*	Backplanes Available	Backplanes Available	Backplanes Available	Backplanes Available	Backplanes Available	Backplanes Available	Backplanes Available
Redundant	Yes	Yes	Yes	Yes	Yes	Yes	Yes
iC Remote Monitoring	FRU Data and PMBus	FRU Data and PMBus	FRU Data and PMBus	FRU Data and PMBus	FRU Data and PMBus	FRU Data and PMBus	PMBus
+5V	-	-	-	-	-	-	-
+12V	91.7A (100-120Vac) 116.7A (120-140Vac) 150A (200-220Vac) 165A (220-230Vac) 166.7A (230-240Vac) UL/cUL: 166.7A (200-240Vac)	92A (100-140Vac) 116A (180-240Vac)	83A (100-140Vac) 106.7A (180-240Vac)	83A (100-140Vac) 100A (180-240Vac)	75A	61.7A	59A
+3.3V	-	-	-	-	-	-	-
5VSB	4A	4A	4A	4A	4A	4A	3A
-12V	-	-	-	-	-	-	-
Efficiency							



Model	PWS-501P-1R	PWS-2K03P-1R	PWS-1K66P-1R	PWS-1K64P-1R	PWS-751P-1R	PWS-606P-1R	PWS-608P-1R
Total Output Power	500W	1000/1800/1980/2000W	1000W / 1600W	1500W / 1600W	750W	600W	600W
Input	100-240Vac / 50-60Hz	100-120/ 200-220/ 220-230/230-240Vac/ 50-60Hz	100-127Vac, 200-240Vac / 50-60Hz	120-127, 200-240Vac / 50-60Hz	100-127, 200-240Vac / 50-60Hz	100-240Vac / 50-60Hz	100-240Vac / 50-60Hz
Form Factor	1U	1U	1U	1U	1U	1U	1U
Dimension (LxWxH) cm	33.6 x 7.6 x 4	26.5 x 7.35 x 4	26.5 x 7.35 x 4	26.5 x 7.35 x 4	20.3 x 7.35 x 4	22 x 5.45 x 4	22 x 5.45 x 4.025
Output Type*	Backplanes Available	Backplanes available	Backplanes Available	Backplanes Available	25Pair Gold Finger	Backplanes Available	BackPlanes (gold finger)
Redundant	Yes	Yes	Yes	Yes	Yes	Yes	Yes
iC Remote Monitoring	FRU Data and PMBus	FRU Data and PMBus	FRU Data and PMBus	FRU Data and PMBus	FRU Data and PMBus	FRU Data and PMBus	PMbus
+5V	-	-	-	-	-	-	-
+12V	41.7A	83.3A (100-120Vac), 150A (200-220Vac), 165A (220-230Vac), 166.7A (230-240Vac), UL/cUL user: 166.7A (200-240Vac)	82A (100-127Vac) 132A (200-240Vac)	125(120-127Vac) / 133 (200-240Vac)	62.5A	50A	50A
+3.3V	-	-	-	-	-	-	-
5VSB	4A	12Vsb 3.5A	12Vsb 2A	12Vsb 2.1A	12Vsb 2.1A	3A	3A
-12V	-	-	-	-	-	-	-
Efficiency							



Model	PWS-407P-1R	PWS-982P-1R	PWS-706P-1R	PWS-707P-1R	PWS-704P-1R	PWS-703P-1R	PWS-504P-1R
Total Output Power	400W	850W / 980W	700W / 750W	700W / 750W	700W / 750W	700W / 750W	500W
Input	100-240Vac / 200-240Vdc / 50-60Hz	100-240Vac / 50-60Hz	200-240Vdc/100-140Vac/ 200-240Vac/50-60Hz	200-240Vac/100-140Vac/ 200-240Vac/50-60Hz	100-140Vac / 180-240Vac / 50-60Hz	100-140Vac / 180-240Vac / 50-60Hz	100-240Vac / 50-60Hz
Form Factor	1U	1U	1U	1U	1U	1U	1U
Dimension (LxWxH) cm	22 x 5.45 x 4	32 x 5.45 x 4	32 x 5.45 x 4.025	32 x 5 x 4.025	32 x 5.45 x 4.025	32 x 5 x 4.025	32 x 5.45 x 4.025
Output Type*	Backplanes Available	Backplanes Available	Backplanes Available	Backplanes Available	Backplanes Available	Backplanes Available	Backplanes Available
Redundant	Yes	Yes	Yes	Yes	Yes	Yes	Yes
iC Remote Monitoring	FRU Data and PMBus	FRU Data and PMBus	FRU Data and PMBus	FRU Data and PMBus	FRU Data and PMBus	FRU Data and PMBus	FRU Data and PMBus
+5V	-	-	-	-	-	-	-
+12V	33A	70A (100-140Vac) 81A (180-240Vac)	58A (100-140Vac) 62A (200-240Vac) 62A (200-240Vdc)	58A (100-140Vac) 62A (200-240Vac) 62A (200-240Vdc)	58A (100-140Vac) 62A (180-240Vac)	58A (100-140Vac) 62A (180-240Vac)	42A
+3.3V	-	-	-	-	-	-	-
5VSB	3A	4A	3A	4A	3A	3A	4A
-12V	-	-	-	-	-	-	-
Efficiency							

POWER SUPPLIES



Model	PWS-503P-1R	PWS-1K43F-1R	PWS-1K41F-1R	PWS-1K81P-1R	PWS-1K67P-1R	PWS-656P-1H PWS-656S-1H
Total Output Power	500W	1200W / 1400W	1200W / 1400W	1000/1200/ 1800W	1200W / 1400W / 1600W	600W / 650W
Input	100-240Vac/ 50-60Hz	100-140Vac / 180-240Vac / 50-60Hz	100-140Vac / 180-240Vac / 50-60Hz	100-240Vac/ 50-60Hz	100-120/ 120-140/ 200-240Vac/ 50-60Hz	100 - 127Vac/ 200 - 240Vac/ 50-60Hz
Form Factor	1U	1U	1U	1U	Micro-Blade	1U
Dimension (LxWxH) cm	32 x 5 x 4.025	28.8 x 10.45 x 4.04	28.8 x 10.45 x 4.04	30.5 x 9.1 x 4	24.13 x 10.65 x 8.4	28 x 7.6 x 4
Output Type*	Backplanes Available	Backplanes Available	Backplanes Available	Backplanes Available	Micro-Blade Midplane	24pin ATX Cable
Redundant	Yes	Yes	Yes	Yes	Yes	N/A
iC Remote Monitoring	FRU Data and PMBus	FRU Data and PMBus	FRU Data and PMBus	FRU Data and PMBus	FRU Data and PMBus	FRU Data and PMBus
+5V	-	-	-	-	-	18A
+12V	42A	100A (100-140Vac) 117A (180-240Vac)	100A (100-140Vac) 116A (180-240Vac)	84A (100-120Vac) 100A (120-140Vac) 150A (200-240Vac)	100A (100-120Vac) / 116.7 (120-140Vac) / 133A (200-240Vac)	49A (100Vac-127Vac) 54A (200Vac-240Vac)
+3.3V	-	-	-	-	-	15A
5VSB	4A	6A	6A	4A	12Vsb 2A	3A
-12V	-	-	-	-	-	.5A
Efficiency						



Model	PWS-605P-1H	PWS-341P-1H	PWS-203-1H	PWS-601-1H	PWS-505P-1H	PWS-441P-1H
Total Output Power	600W	340W	200W	600W/680W	500W	440W/480W
Input	100-240Vac/ 50-60Hz	100-240Vac/ 50-60Hz	100-240Vac/ 50-60Hz	100-240Vac/ 50-60Hz	100-240Vac / 50-60Hz	100-240Vac / 50-60Hz
Form Factor	1U	1U	1U	1U	1U	1U
Dimension (LxWxH) cm	28 x 7.6 x 4	28 x 7.6 x 4	19.3 x 7.6 x 4	22 x 10 x 4	18 x 10 x 4	22 x 10 x 4
Output Type*	24pin ATX Cable	24pin ATX Cable	20pin ATX Cable	24pin ATX Cable	24pin ATX Cable	24pin ATX Cable
Redundant	N/A	N/A	N/A	N/A	N/A	N/A
iC Remote Monitoring	FRU Data and PMBus	FRU Data and PMBus	N/A	N/A	FRU Data and PMBus	FRU Data and PMBus
+5V	18A	16A	8A	20A	15A	18A
+12V	49A	28A	16A	49A (100-140Vac) 56A (180-240Vac)	41A	35.8A (100-140Vac) 39.1A (180-240Vac)
+3.3V	15A	15A	8A	16A	12A	15A
5VSB	3A	3A	2A	3A	3A	3A
-12V	.5A	.5A	.5A	.5A	.2A	.5A
Efficiency						




Model	PWS-350P-1H	PWS-351-1H	PWS-1K25P-PQ	PWS-903-PQ	PWS-668-PQ	PWS-502-PQ	PWS-653-2H
Total Output Power	350W	350W	1000/1200W	900W	668W	500W	600W/650W
Input	100-240Vac / 50-60Hz	100-240Vac/ 50-60Hz	100-240Vac/ 50-60Hz	100-240Vac/ 50-60Hz	100-240Vac/ 50-60Hz	100-240Vac/ 50-60Hz	100-140Vac / 180- 240Vac / 50-60Hz
Form Factor	1U	1U	Tower	Mid-Tower	Mid-Tower	Mid-Tower	2U
Dimension (LxWxH) cm	18 x 10 x 4	22 x 10 x 4	18.5 x 15 x 8.6	19 x 15 x 8.6	18.5 x 15 x 8.6	14 x 15 x 8.6	30 x 10.6 x 8.4
Output Type*	24pin ATX Cable	24pin ATX Cable	24pin ATX Cable	24 pin ATX Cable	24 pin ATX Cable	24pin ATX Cable	24pin ATX Cable
Redundant	N/A	N/A	N/A	N/A	N/A	N/A	N/A
iC Remote Monitoring	FRU Data and PMBus	N/A	FRU Data and PMBus	N/A	N/A	N/A	N/A
+5V	15A	18A	20A	25A	11.8A	20A	30A
+12V	29A	29A	83A (100-114Vac) 99A (115-240Vac)	12V1 25A; 12V2 25A; 12V3 25A; 12V4 25A	54A	12V1 16A; 12V2 18A; 12V3 18A; 12V4 18A	49A (100-140Vac) 54A (180-240Vac)
+3.3V	12A	15A	20A	25A	12A	15A	25A
5VSB	3A	3A	3A	4A	2A	3A	3A
-12V	.2A	.5A	.3A	.5A	.1A	.5A	.5A
Efficiency	80 Plus Platinum (Certification Pending)						

BBP® (Battery Backup Power) Solutions

Evolutionary Design to Replace UPS!

- Increases overall data center power efficiency
- Hot-swappable and easy deployed
- Eliminates UPS while maintaining system power stability and redundancy
- Frees UPS space to increase server density deployment
- Flexible configurations available for current Supermicro systems
- More cost-effective than traditional Datacenter UPS
- Fits most Supermicro SuperServers, Storage, and Embedded solutions



SYS-1027R-72BRFTP

For detailed information, please contact your Supermicro sales representative; visit: <http://www.supermicro.com/BBP>

BBP2 + Power Supply
All In One



Model	PWS-206B-1R	PWS-1K01B-1R	PWS-1K20B-BR
Total Output Power	200W / 5 minutes	Battery: Single module 500W 1.5mins Redundant w/ two modules 1000W 1.5mins; Output: 800/1000W, 100-240Vac	1200W / 35 seconds
Input	Work w/ PWS-406P-1R/ 407P-1R/606P-1R	100-127Vac: 800W 200-240Vac: 1000W	works with PWS-2K01A-BR/ PWS-2K21A-1BR/PWS- 1K67P-1R
Form Factor	1U	1U	microblade/ superblade
Dimension (LxWxH) cm	22 x 5.45 x 4	33.6 x 7.6 x 4	10.65 x 24.5 x 8.4
Output Type*	Backplanes available	Backplanes available	Backplanes available
Redundant	Yes	Yes	Yes
iC Remote Monitoring	FRU/Smart battery iC	FRU Data and PMBus	FRU/Smart battery iC
+5V	-	-	-
+12V	16.7A	From AC Input: 66.7A(100-127V), 83A(200-240V) Battery Output: 41.66A	100A (11.2-12.9Vdc)
5VSB	2A	4A	-
-12V	-	-	12Vsb 2.5A
Efficiency	Online mode power consumption <1W		Online mode battery power consumption less than 5W

DC Power Solutions



Model	PWS-661P-1R	PWS-654-1R	PWS-601D-1R	PWS-1K11P-1R	PWS-711-1R	PWS-1K30D-1R	PWS-1K60D-1R
Total Output Power	660W	650W	600W	850W / 1010W	710W	1300W	1600W
Input	-42Vdc to -72Vdc DC 48V Input	-44Vdc to -72Vdc	-44Vdc to -65Vdc	-36Vdc to -76Vdc	-36Vdc to -76Vdc	-48Vdc to -65Vdc	-48Vdc to -60Vdc
Form Factor	1U	1U	1U	1U	1U	1U	1U
Dimension (LxWxH)cm	32.2 x 5 x 4	32.2 x 5.45 x 4	22 x 5.45 x 4	33.6 x 7.6 x 4	33.6 x 7.6 x 4	20.3 x 7.35 x 4	26.5 x 7.35 x 4
Output Type*	Backplanes Available	Backplanes Available	Backplanes Available	Backplanes Available	Backplanes Available	25pairs Gold Finger Connector	25pairs Gold Finger Connector
Redundant	Yes	Yes	Yes	Yes	Yes	Yes	Yes
iC Remote Monitoring	FRU Data and PMBus	FRU Data	FRU Data	FRU Data and PMBus	FRU Data and PMBus	FRU Data	FRU Data and PMBus
+5V	-	-	-	-	-	-	-
+12V	55A	53.28A	50A	70A (-36 to -42Vdc) 83A (-43 to -76Vdc)	59A	108.3A	133A
+3.3V	-	-	-	-	-	-	-
5VSB	4A	3A	3A	4A	4A	12Vsb 2.1A	12Vsb 3.5A
-12V	-	-	-	-	-	-	-
Efficiency	Typical 90%+	Typical 90%+	Typical 90%+	Typical 90%+	Typical 88%+	-	Typical 92%+


New!



Model	PWS-0061	PWS-2K03D-1R	PWS-2K04A-240	PWS-1K28D-240	PWS-706P-1R	PWS-707P-1R	PWS-503D-240	PWS-407P-1R
Total Output Power	410W	1600W / 2000W	2000W / 1980W / 1800W	1280W	700W/750W	700W/750W	500W	400W
Input	-36Vdc to -72Vdc	-36Vdc to -44Vdc -45Vdc to -66Vdc	230-240Vdc/ 200-220/220-230/230- 240Vac/ 50-60Hz	200-240Vdc/200- 240Vac/ 50-60Hz	100-140Vac/200-240Vac/ 200-240Vdc 50-60Hz	100-140Vac/200-240Vac/ 200-240Vdc 50-60Hz	200-240Vdc/100- 240Vac/ 50-60Hz	100-240Vac/ 200-240Vdc/ 50-60Hz
Form Factor	1U	1U	1U	1U	1U	1U	1U	1U
Dimension (LxWxH) cm	24 x 10 x 4	33.6 x 7.6 x 4	33.6 x 7.6 x 4	33.6 x 7.6 x 4	32 x 5.45 x 4.025	32 x 5 x 4.025	32 x 5 x 4.025	22 x 5.45 x 4
Output Type*	24pin ATX Cable Output	Backplanes Available	Backplanes Available	Backplanes Available	Backplanes Available	Backplanes Available	Backplanes Available	Backplanes Available
Redundant	N/A	Yes	Yes	Yes	Yes	Yes	Yes	Yes
iC Remote Monitoring	N/A	PMBus 1.2	FRU Data and PMBus	FRU Data and PMBus	FRU Data and PMBus	FRU Data and PMBus	FRU Data and PMBus	FRU Data and PMBus
+5V	35A	-	-	-	-	-	-	-
+12V	32A	133.3A (-36Vdc to -44Vdc) 166.7A (-45Vdc to -66Vdc)	150A (200-220Vac), 165A (220-230Vac), 166.7A (230-240Vac), 166.7A(230-240Vdc)	106.7A	58A (100-140Vac) / 62A (200-240Vac) / 62A (200-240Vdc)	58A (100-140Vac) / 62A (200-240Vac) / 62A (200-240Vdc)	42A	33A
+3.3V	20A	-	-	-	-	-	-	-
5VSB	3A	6A	1A	4A	3A	3A	3A	3A
-12V	-12V: 0.5A	-	-	-	-	-	-	-
Efficiency	Typical 77%+	Typical 90%	Typical 96%	Typical 95%+		Typical 94%	Typical 94%+	


HEATSINKS (X11/X10/X9)

X11 Heatsinks 1U/2U/4U Passive/Active CPU Heatsinks for UP, DP, and MP Systems




Part Number	SNK-P0067PS	SNK-P0067PSM	SNK-P0067PSMB	SNK-P0068PS	SNK-P0068PSC	SNK-P0068APS4	SNK-P0070APS4
Form Factor	1U Passive Narrow Retention Mechanism UP/DP	1U Passive Proprietary (Middle Air Channel) Narrow Retention Mechanism DP	1U Passive Proprietary (Middle Air Channel) Narrow Retention Mechanism DP	2U Passive Narrow Retention Mechanism UP/DP	2U Passive Proprietary (Side Air Channel) Narrow Retention Mechanism DP	2U Active Narrow Retention Mechanism UP/DP	4U Active Narrow Retention Mechanism UP/DP
CPU Type	Intel® Xeon® Scalable Processors	Intel® Xeon® Scalable Processors	Intel® Xeon® Scalable Processors	Intel® Xeon® Scalable Processors	Intel® Xeon® Scalable Processors	Intel® Xeon® Scalable Processors	Intel® Xeon® Scalable Processors
Socket Type	LGA 3647-0	LGA 3647-0	LGA 3647-0	LGA 3647-0	LGA 3647-0	LGA 3647-0	LGA 3647-0
Major Integrated Part	Copper Fins Copper + Aluminium Base Heat Pipes	Copper Fins Copper + Aluminium Base Heat Pipes	Copper Fins Copper + Aluminium Base Heat Pipes	Copper Fins Copper + Aluminium Base Heat Pipes	Copper Fins Copper + Aluminium Base Heat Pipes	Aluminium Fins Copper + Aluminium Base Heat Pipes Cooling Fan (Front Side)	Aluminium Fins Copper + Aluminium Base Heat Pipes Cooling Fan (Front Side)
Dimension (mm)	108L x 78W x 25.5H	108L x 78W x 25.5H	108L x 78W x 25.5H	108L x 78W x 64H	108L x 78W x 64H	108L x 78W x 64H	108L x 92.5W x 126H
Mounting Method	Springs + Screws	Springs + Screws	Springs + Screws	Springs + Screws	Springs + Screws	Springs + Screws	Springs + Screws

X11/X10, 1U Passive CPU Heatsinks for UP, DP, and MP Systems




Part Number	SNK-P0037P	SNK-P0041	SNK-P0046P	SNK-P0047P	SNK-P0047PD	SNK-P0047PS
Form Factor	1U Passive, DP	Proprietary 1U Passive, DP (X9DBL Front CPU)	1U Passive, UP (X11/X10/X9)	1U Passive, UP, DP	1U Passive, Proprietary, DP	1U Passive, UP, DP, MP
CPU Type	Intel® Xeon® Processor E5-2400 & Intel® Xeon® Processor E5-2400 v2 product families	Intel® Xeon® Processor E5-2400 & Intel® Xeon® Processor E5-2400 v2 product families	Intel® Xeon® Processor E3-1200 product family; Intel® Core™ i3 Processor; Intel® Pentium® Processor & Intel® Celeron® Processor	Intel® Xeon® Processor E5-2600 v4/v3/v2 product families	Intel® Xeon® Processor E5-2600 v4/v3/v2 product families	Intel® Xeon® Processor E5-2600 v4/v3/v2, and Intel® Xeon® Processor E5-4600 product families
Socket Type	LGA 1356	LGA 1356	LGA 1155/1151/1150	LGA 2011 (Square ILM)	LGA 2011 (Square ILM)	LGA 2011 (Narrow ILM)
Major Integrated Part	Copper + Aluminum Base Aluminum Fins Heat Pipes	Copper Base Aluminum Fins	Copper + Aluminum Base Aluminum Fins Heat Pipes	Aluminum Base Aluminum Fins Heat Pipes	Aluminum Base Aluminum Fins Heat Pipes	Aluminum Base Aluminum Fins Heat Pipes
Dimension (mm)	90L x 90W x 27H mm	90L x 90W x 27H mm	95L x 95W x 27H mm	90L x 90W x 26H mm	90L x 110W x 27H mm	104L x 80W x 26H mm
Mounting Method	Screws + Springs	Screws + Springs	Screws + Springs Mounting Bracket (BKT-0028L Included)	Screws + Springs	Screws + Springs	Screws + Springs



Part Number	SNK-P0047PSC	SNK-P0047PSM	SNK-P0047PSR	SNK-P0047PS+	SNK-P0047PW	SNK-P0057P	SNK-P0057PS
Form Factor	Proprietary 1U Passive, DP (1U 3/4 GPUs/ Coprocessor Front CPU)	Proprietary 1U Passive, DP (2U Twin2+ Front CPU), Twin Pro2	Low Profile Passive, Proprietary, UP (X10/X9), 12-node MicroCloud Servers	Proprietary 1U Passive, UP (X10/X9) (Micro Cloud Server)	Proprietary 1U Passive, DP (2U Twin2 Rear CPU)	1U Passive, UP, DP	1U Passive, UP, DP, MP
CPU Type	Intel® Xeon® Processor E5-2600 v4/v3/v2 product families	Intel® Xeon® Processor E5-2600 v4/v3/v2 product families	Intel® Xeon® Processor E3-1200 v4/v3/v2 product families; Intel® Core™ i3 Processor; Intel® Pentium® Processor & Intel® Celeron® Processor	Intel® Xeon® Processor E3-1200 v4/v3/v2 product families; Intel® Core™ i3 Processor; Intel® Pentium® Processor & Intel® Celeron® Processor	Intel® Xeon® Processor E5-2600 v4/v3/v2 product families	Intel® Xeon® Processor E5-2600 v4/v3/v2 product families	Intel® Xeon® Processor E5-2600 v4/v3/v2, and Intel® Xeon® Processor E5-4600 product families
Socket Type	LGA 2011 (Narrow ILM)	LGA 2011 (Narrow ILM)	LGA 1150 & LGA 1155	LGA 1155 & LGA1150, LGA2011 (Narrow ILM).	LGA 2011 (Square ILM)	LGA 2011 (Square ILM)	LGA 2011 (Narrow ILM)
Major Integrated Part	Aluminum Base Aluminum Fins Heat Pipes	Aluminum Base Aluminum Fins Heat Pipes	Copper + Aluminum Base Copper Fins Heat Pipes	Copper + Aluminum Base Aluminum Fins Heat Pipes	Aluminum Base Copper + Aluminum Fins Heat Pipes	Copper + Aluminum Base Copper Fins Heat Pipes	Copper + Aluminum Base Copper Fins Heat Pipes
Dimension	104L x 80W x 26H mm	104L x 80W x 26H mm	104L x 80W x 15H mm	104L x 80W x 30H mm	90L x 116W x 26H mm	90L x 90W x 26H mm	104L x 80W x 26H mm
Mounting Method	Screws + Springs	Screws + Springs	Springs + Screws	Screws + Springs	Screws + Springs	Screws + Springs	Screws + Springs

HEATSINKS (X11/X10/X9)

X10 and X9 2U Passive CPU Heatsinks for UP, DP, and MP Systems



Part Number	SNK-P0038P	SNK-P0048P	SNK-P0048PS	SNK-P0048PSC	SNK-P0048PW	SNK-P2048P
Form Factor	2U(+) Passive, DP	2U(+) Passive, UP, DP	2U(+) Passive, UP, DP, MP	Proprietary 2U Passive, DP (2U WIO+ Server)	Proprietary 2U Passive, DP (2U Twin Rear CPU)	Proprietary 2U Passive, DP (HFT Series Servers)
CPU Type	Intel® Xeon® Processor E5-2400 product family & E5-2400 v2 product families	Intel® Xeon® Processor E5-2600 v4/v3/v2 product families	Intel® Xeon® Processor E5-2600 product family and Intel® Xeon® Processor E5-4600 product families	Intel® Xeon® Processor E5-2600 v4/v3/v2 product families	Intel® Xeon® Processor E5-2600 v4/v3/v2 product families	Intel® Xeon® Processor E5-2600 v4/v3/v2 product families
Socket Type	LGA 1356	LGA2011 (Square ILM)	LGA2011 (Narrow ILM)	LGA2011 (Narrow ILM)	LGA 2011 (Square ILM)	LGA2011 (Square ILM)
Major Integrated Part	Copper + Aluminum Base Aluminum Fins Heat Pipes	Aluminum Base Aluminum Fins Heat Pipes	Aluminum Base Aluminum Fins Heat Pipes	Aluminum Base Aluminum Fins Heat Pipes	Aluminum Base Copper + Aluminum Fins Heat Pipes	Aluminum Base Aluminum Fins Heat Pipes
Dimension	90L x 90W x 64H mm	90L x 90W x 64H mm	104L x 80W x 64H mm	104L x 80W x 64H mm	90L x 116W x 64H mm	90L x 170W x 64H mm
Mounting Method	Screws + Springs	Screws + Springs	Screws + Springs	Screws + Springs	Screws + Springs	Screws + Springs

X11/X10/X9 Active CPU Heatsinks for UP and DP Systems



Part Number	SNK-P0035AP4	SNK-P0040AP4	SNK-P0046A4	SNK-P0048AP4	SNK-P0050AP4	SNK-P2050AP4	SNK-P0051AP4
Form Factor	4U Active, DP	4U Active, DP	2U(+) Active, UP (X11/X10/X9)	2U(+) Active, UP, DP	4U Active, UP, DP	Proprietary 4U Active, DP (HFT Series Servers)	4U Active, UP (X11/X10/X9)
CPU Type	Intel® Xeon® Processor E5-2400 & Intel® Xeon® Processor E5-2400 v2 product families	Intel® Xeon® Processor E5-2400 & Intel® Xeon® Processor E5-2400 v2 product families	Intel® Xeon® Processor E3-1200 v6/v5/v4/v3/v2 product families; Intel® Core™ i3 Processor; Intel® Pentium® Processor & Intel® Celeron® Processor	Intel® Xeon® Processor E5-2600 v4/v3/v2 product families	Intel® Xeon® Processor E5-2600 v4/v3/v2 product families	Intel® Xeon® Processor E5-2600 v4/v3/v2 product families	Intel® Xeon® Processor E3-1200 v6/v5/v4/v3/v2 product families; Intel® Core™ Processors; Intel® Pentium® Processor & Intel® Celeron® Processor
Socket Type	LGA 1356	LGA 1356	LGA1155/1151/ 1150	LGA 2011 (Square and Narrow ILMs)	LGA 2011 (Square and Narrow ILMs)	LGA 2011 (Square ILM)	LGA1155/1151/ 1150
Material	Copper Base Aluminum Fins Heat Pipes Cooling Fan (Front Side)	Copper Base Aluminum Fins Heat Pipes Cooling Fan (Rear Side)	Copper Base Aluminum Fins Cooling Fan (Top)	Aluminum Base Aluminum Fins Heat Pipes Cooling Fan (Front Side)	Copper Base Aluminum Fins Heat Pipes Cooling Fan (Front Side)	Copper Base Aluminum Fins Heat Pipes Cooling Fan (Middle Side)	Copper Base Aluminum Fins Heat Pipes Cooling Fan (Front Side)
Dimension	105L x 100W x 126H mm	105L x 100W x 126H mm	90D x 65H mm	85L x 80W x 65L mm	105L x 93W x 126H mm	96L x 130W x 125H mm	105L x 93W x 128H mm
Mounting Method	Screws + Springs Mounting Bracket (BKT-0023L Included)	Screws + Springs	Push-in Pins	Screws + Springs; Mounting Brackets (BKT-0048L-RS and BKT-0048L-RN Included)	Screws + Springs; Mounting Brackets (for Square and Narrow ILMs Included)	Screws + Springs	Back Plate + Springs + Screws BKT-0028L Included

IPMI (SERVER REMOTE MANAGEMENT)

Onboard IPMI 2.0 for (-F) Motherboards/Servers

Onboard IPMI 2.0 for (-F) Motherboards/Servers
Many Supermicro (-F) motherboards now offer IPMI 2.0 capabilities onboard through a dedicated LAN port to support remote management. This convenient remote management capability is provided through an onboard BMC (Baseboard Management Controller) that improves reliability and maintainability while reducing costs. X10 DP motherboards support IPMI 2.0 as a standard feature.

Monitoring Features:

- Monitor CPU and system temperature
- Monitor on-board voltage (12V, 5V, 5Vst_by, Vbat, Vcore, memory voltage)
- Monitor and control fan speed
- Chassis intrusion
- Power status (including PMbus support)
- Memory errors
- CPU errors

Management Features:

- Remote system power control (including ACPI power off)
- Virtual Media and Java based KVM HTML5 (included with price of motherboard)
- SOL (included with price of motherboard)
- E-mail alerts and SNMP traps
- Support for Node Manager
- Mount ISO images

Security Features:

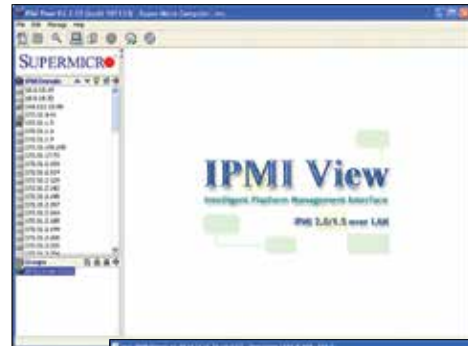
- Firmware firewall
- Restricted access using pre-defined IP address
- Added security with SSL
- Protection from shell injection
- Select/Deselect Services

Easy Maintenance:

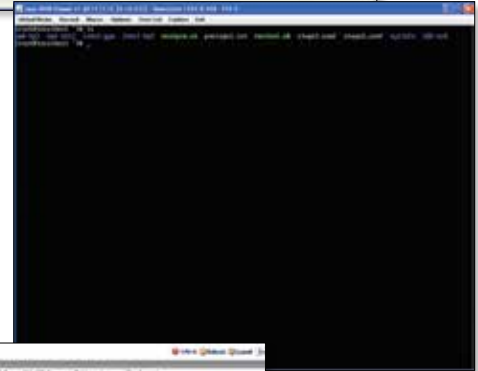
- Configuration utility for DOS, Windows, Linux
- Firmware flash utilities for DOS, Windows, Linux (easy to script)
- Firmware flash using web-browser
- Fail-over access to IPMI over network
- CLI, WEBUI, API and GUI tools to maintain large deployments
- Support OOB BIOS management (for selected HW)

Added-value Features:

- SMASH
- DCMi
- Active directory and LDAP
- RADIUS



GUI



Remote Console



Virtual Media

Sensor	Status	Reading
CPU1 Temp	Normal	48.000000
CPU2 Temp	High	55.000000
Memory Temp	Normal	45.000000
IPMI Temp	Normal	42.000000
Chassis Temp	Normal	40.000000
Power Supply	Normal	12.000000
Fan1 Speed	Normal	1500 RPM
Fan2 Speed	Normal	1500 RPM
Fan3 Speed	Normal	1500 RPM
Fan4 Speed	Normal	1500 RPM
Fan5 Speed	Normal	1500 RPM
Fan6 Speed	Normal	1500 RPM
Fan7 Speed	Normal	1500 RPM
Fan8 Speed	Normal	1500 RPM
Fan9 Speed	Normal	1500 RPM
Fan10 Speed	Normal	1500 RPM
Fan11 Speed	Normal	1500 RPM
Fan12 Speed	Normal	1500 RPM
Fan13 Speed	Normal	1500 RPM
Fan14 Speed	Normal	1500 RPM
Fan15 Speed	Normal	1500 RPM
Fan16 Speed	Normal	1500 RPM
Fan17 Speed	Normal	1500 RPM
Fan18 Speed	Normal	1500 RPM
Fan19 Speed	Normal	1500 RPM
Fan20 Speed	Normal	1500 RPM
Fan21 Speed	Normal	1500 RPM
Fan22 Speed	Normal	1500 RPM
Fan23 Speed	Normal	1500 RPM
Fan24 Speed	Normal	1500 RPM
Fan25 Speed	Normal	1500 RPM
Fan26 Speed	Normal	1500 RPM
Fan27 Speed	Normal	1500 RPM
Fan28 Speed	Normal	1500 RPM
Fan29 Speed	Normal	1500 RPM
Fan30 Speed	Normal	1500 RPM
Fan31 Speed	Normal	1500 RPM
Fan32 Speed	Normal	1500 RPM
Fan33 Speed	Normal	1500 RPM
Fan34 Speed	Normal	1500 RPM
Fan35 Speed	Normal	1500 RPM
Fan36 Speed	Normal	1500 RPM
Fan37 Speed	Normal	1500 RPM
Fan38 Speed	Normal	1500 RPM
Fan39 Speed	Normal	1500 RPM
Fan40 Speed	Normal	1500 RPM
Fan41 Speed	Normal	1500 RPM
Fan42 Speed	Normal	1500 RPM
Fan43 Speed	Normal	1500 RPM
Fan44 Speed	Normal	1500 RPM
Fan45 Speed	Normal	1500 RPM
Fan46 Speed	Normal	1500 RPM
Fan47 Speed	Normal	1500 RPM
Fan48 Speed	Normal	1500 RPM
Fan49 Speed	Normal	1500 RPM
Fan50 Speed	Normal	1500 RPM
Fan51 Speed	Normal	1500 RPM
Fan52 Speed	Normal	1500 RPM
Fan53 Speed	Normal	1500 RPM
Fan54 Speed	Normal	1500 RPM
Fan55 Speed	Normal	1500 RPM
Fan56 Speed	Normal	1500 RPM
Fan57 Speed	Normal	1500 RPM
Fan58 Speed	Normal	1500 RPM
Fan59 Speed	Normal	1500 RPM
Fan60 Speed	Normal	1500 RPM
Fan61 Speed	Normal	1500 RPM
Fan62 Speed	Normal	1500 RPM
Fan63 Speed	Normal	1500 RPM
Fan64 Speed	Normal	1500 RPM
Fan65 Speed	Normal	1500 RPM
Fan66 Speed	Normal	1500 RPM
Fan67 Speed	Normal	1500 RPM
Fan68 Speed	Normal	1500 RPM
Fan69 Speed	Normal	1500 RPM
Fan70 Speed	Normal	1500 RPM
Fan71 Speed	Normal	1500 RPM
Fan72 Speed	Normal	1500 RPM
Fan73 Speed	Normal	1500 RPM
Fan74 Speed	Normal	1500 RPM
Fan75 Speed	Normal	1500 RPM
Fan76 Speed	Normal	1500 RPM
Fan77 Speed	Normal	1500 RPM
Fan78 Speed	Normal	1500 RPM
Fan79 Speed	Normal	1500 RPM
Fan80 Speed	Normal	1500 RPM
Fan81 Speed	Normal	1500 RPM
Fan82 Speed	Normal	1500 RPM
Fan83 Speed	Normal	1500 RPM
Fan84 Speed	Normal	1500 RPM
Fan85 Speed	Normal	1500 RPM
Fan86 Speed	Normal	1500 RPM
Fan87 Speed	Normal	1500 RPM
Fan88 Speed	Normal	1500 RPM
Fan89 Speed	Normal	1500 RPM
Fan90 Speed	Normal	1500 RPM
Fan91 Speed	Normal	1500 RPM
Fan92 Speed	Normal	1500 RPM
Fan93 Speed	Normal	1500 RPM
Fan94 Speed	Normal	1500 RPM
Fan95 Speed	Normal	1500 RPM
Fan96 Speed	Normal	1500 RPM
Fan97 Speed	Normal	1500 RPM
Fan98 Speed	Normal	1500 RPM
Fan99 Speed	Normal	1500 RPM
Fan100 Speed	Normal	1500 RPM

Sensor Readings

SuperDoctor® Server Management

Health
Info



System
Info



Configuration -
Alerts



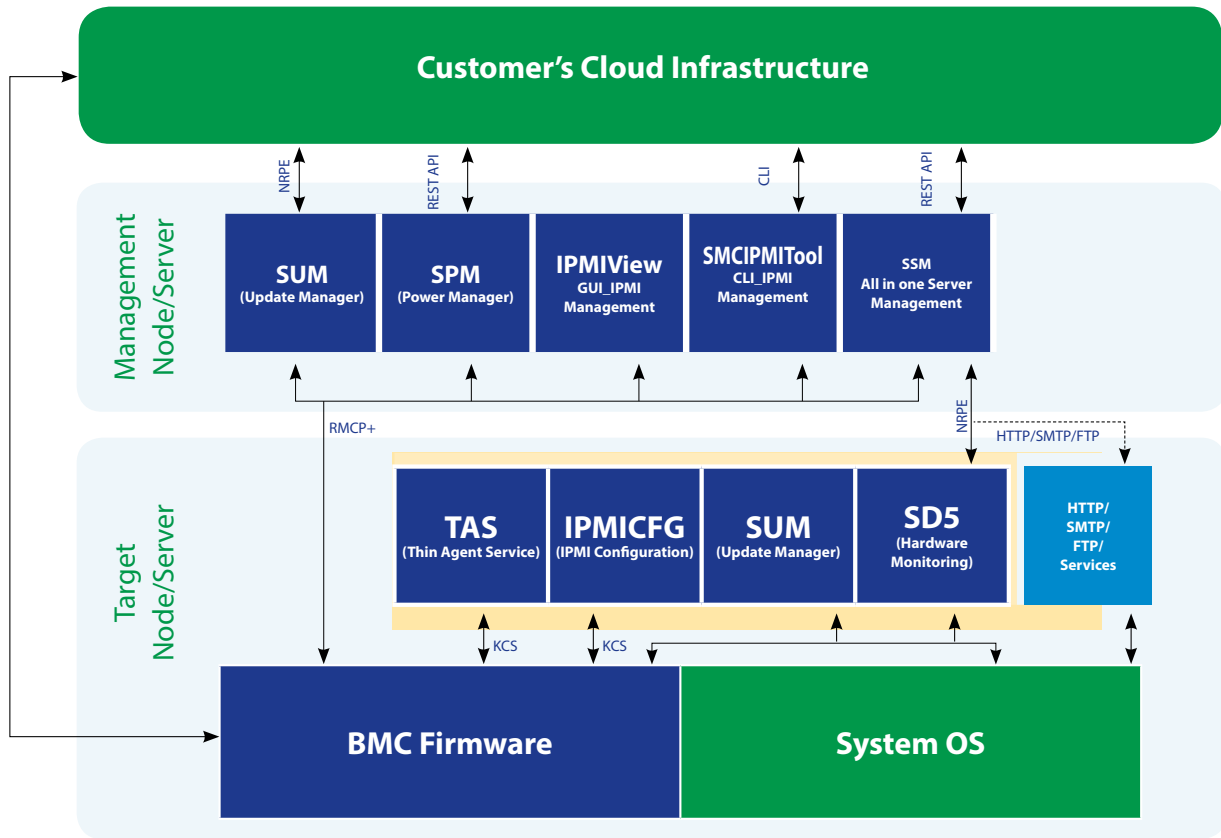
Configuration -
Monitor Items



Configuration -
Flash BIOS



SERVER MANAGEMENT UTILITIES



Supermicro Server Management Utilities

Server management utilities assist data center system administrators to manage hardware issues such as server availability and firmware upgrades to reduce server downtime. Supermicro has developed a multifunction suite of tools that can perform health monitoring, power management and firmware maintenance to help deploy and maintain servers in data centers. Our solutions are designed for easy automation with existing management infrastructure using CLI and REST APIs. In data centers, Supermicro Server Management Utilities provides you all the necessary functions like:

Remotely managing the health of hardware and operating system services:

Helps IT operators to monitor the health of system components through Agent and Agent-less based solutions

Managing power consumption of nodes in cluster:

Optimize the power consumption of your server rack. Monitor and apply policies to maximize compute density per rack and avoid unexpected server shutdowns.

Managing BIOS provisioning through BMC/IPMI:

Allows you to manage system BIOS upgrades and configurations uniformly across multi-environment deployments through baseboard management controller.

Execute commands on multiple target systems in parallel:

Perform parallel firmware upgrades, system memory and power commands, and many more through SSL and RMCP+.

Execute commands on multiple target systems through Redfish API:

Perform API execution for server health, system inventory, power info, event notification and many more through secure socket layer (SSL).



















Software SKUs:

SFT-DCMS-Single:	Per node license for System Management Suite (all packages)
SFT-OOB-LIC:	Per node license for OOB firmware maintenance mechanisms
SFT-SPM-LIC:	Per node license for Power Management Utility

*AMD platform not supported.

FRONT BEZELS/LCD

New!

1U Rackmount Chassis		
OLCD Kit & Accessories Standard 3.5" drive with 0.95 OLED, fit 1x 2.5" HDD, digital color	MCP-220-00119-0B	
LCD Kit & Accessories 5.25" USB LCD Kit	MCP-220-00095-0B	
SC813, SC813M, SC815, SC819 (Redundant Power) series Please contact tech support for LCD programming instruction package	MCP-210-00007-01 (Black)	
SC813, SC813M, SC815, SC818, SC819(U)* (Redundant Power) series Does not support SC818G series	CSE-PTFB-813LB (Black) CSE-PTFB-813L (Beige)	
SC113, SC113M, SC116, SC119(U)*, SC514 series No front LED indicator support	MCP-210-11601-0B (Black)	
SC813, SC813M, SC815, SC818, SC819(U)* (Redundant Power) series Does not support SC818G series	CSE-PTFB-813-02B (Black) CSE-PTFB-813-02 (Beige)	
SC812 series Does not support SC812L series	CSE-PTFB-812 (Beige) CSE-PTFB-812B (Black)	
SC512, SC512L, SC512F-260 series Does not support SC512F-280/350/441/520/600 series	MCP-210-00028-01 (Black) MCP-210-00028-02 (Beige)	
SC512, SC512L, SC512F-260 series Does not support SC512F-280/350/441/520/600 series	MCP-210-00005-01 (Black) MCP-210-00005-02 (Beige)	
SC512, SC512L, SC512F-260 series Does not support SC512F-280/350/441/520/600 series Please contact tech support for LCD programming instruction package	MCP-210-00033-01(OEM) (Black)	
2U Rackmount Chassis		
SC822, SC823 series	CSE-PTFB-820B (Black) CSE-PTFB-820 (Beige)	
SC825, SC828 series	MCP-210-82503-0B (Black)	
SC825M series	MCP-210-82502-0B (Black)	
SC213, SC216, SC217, SC219(U)*, SC226S, SC227(S), SC826(S) SC827, SC829(U)* series	MCP-210-82601-0B (Black)	
3U Rackmount Chassis		
SC835 series	MCP-210-83501-0B (Black)	
SC836, SC837 series	MCP-210-83601-0B (Black)	
4U Rackmount Chassis		
SC842 series	MCP-210-84201-0B (Black)	
SC846, SC847, SC848, SC417, SC418 series	MCP-210-84601-0B (Black)	

* Exception: Do not support auto-latch design handles

SUPERRACK® TOTAL SOLUTIONS



42U Open Frame
SRK-420R-03
(1016mm Deep)
Generation 2



42U Enclosure
SRK-42SE-03
(1016mm Deep)
Generation 2



42U Open Frame
SRK-420R-01
(950mm Deep)



42U Open Frame
SRK-420R-02
(1175mm Deep)



42U Enclosure
SRK-42SE-01
(1000mm Deep)



42U Enclosure
SRK-42SE-02
(1225mm Deep)

Supermicro's SuperRack® systems were designed for ease of integration, implementation, and deployment. Their easy rear access and modularized Building Block design makes them ideal for hot-swap-capable servers, such as Supermicro's Twin and Double-Sided Storage® families. For a rack system that is convenient, reliable, and customizable, the Supermicro SuperRack® is the ideal choice.

Key Features:

- Per-U Design** - Ground-breaking Per-U design concept simplifies cable management and minimizes integration time
- Accessible** - Versatile Front and Rear access hot-plug optimizations provide an improved service experience
- Optimized Air Flow** - Reduced cabling optimizes air flow and improves cooling
- Building Block Design** - Building-block design and intuitive installation process reduce overall deployment schedules
- Expandable** - With unique add-on expansion units the SuperRack® easily accommodates many different server configurations
- Customizable** - Fully customizable options offer a well-rounded total Rack solution and service
- SuperRack® Total Solution** - Supermicro provides rack configuration, integration, testing, burn-in, and shipping services delivering an integrated rack system to the end-user. Please contact your Supermicro sales representative for details.



• Versatile Front and Rear access hot-plug optimizations



• Per-U Design simplifies cable management and minimizes integration time

SuperRack® Solutions: Pre-Configured, Fully Tested and Application Optimized

- Hadoop Clusters for Big Data Analytics
- Rack Solutions for Virtualization and Cloud Computing
- Rack Solutions for Search Engine, Web 2.0
- HPC Clusters with GPU/Coprocessor Accelerator
- Scale-Out Storage with Extreme Drive Density
- Rack Integration Service from Design to Delivery

For detailed information, please contact your Supermicro sales representative; visit: <http://www.supermicro.com/products/rack>



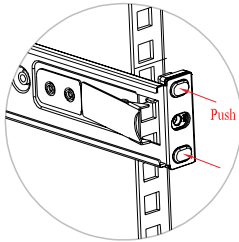
42U SuperRack® Front View

(Rear View)

QUICK-RELEASE SLIDE RAILS

The Supermicro Tool-less, Quick-release Slide Rails

Designed for quick and easy installation and access to Supermicro's server equipment. Several different sizes are provided to accommodate a variety of Supermicro server systems.



Model Part#	MCP-290-00054-0N	MCP-290-00062-0N
Product	Optional rail set	Optional rail set
Content	Quick-release inner rail + quick-release outer rail	Quick-release inner rail + quick-release outer rail
Chassis Type	1U, 17.2" width	1U, 17.2" width
Mechanism	Linear	Linear
Outer Rail Extendable Length	25.6"~33.05"	25.6"~33.05"
Compatible Chassis	Optional for SC813, 815	Optional for SC118, 119, 808, 809, 816, 818, 819

For Short-depth Chassis Rack



Model Part#	MCP-290-00052-0N-BULK	MCP-290-00056-0N
Product	Optional outer rail bulk pack	Optional short-depth outer rail
Content	Quick-release outer rail (10 set/pack)	Short quick-release outer rail
Chassis Type	1U, 17.2" width	1U, 17.2" width in short-depth rack
Mechanism	Linear	Linear
Outer Rail Extendable Length	25.6"~33.05"	19"~26.4"
Compatible Chassis	Optional for SC113, 113M, 118, 119, 512F-280/350/410/441/520/600, 515, 514, 808, 809, 813, 813M, 815, 816, 818, 819	Optional for SC113, 113M, 118, 119, 512F-280/350/410/441/520/600, 514, 515, 808, 809, 813, 813M, 815, 816, 818, 819

For Short-depth Chassis Rack



Model Part#	MCP-290-00053-0N	MCP-290-00057-0N	MCP-290-00058-0N
Product	Default rail set	Default rail set	Optional short-depth rail set
Content	Quick-release inner rail + quick-release outer rail	Quick-release inner rail + quick-release outer rail	Quick-release inner rail + quick-release outer rail
Chassis Type	2~3U, 17.2" width	4U, 17.2" width	2~4U, 17.2" width in short-depth rack
Mechanism	Ball-bearing, support round hole racks with adapter MCP-290-00060-0N	Ball-bearing, support round hole racks with adapter MCP-290-00060-0N	Ball-bearing, support round hole racks with adapter MCP-290-00060-0N
Outer Rail Extendable Length	26.5"~36.4"	26.5"~36.4"	19"~26.6"
Compatible Chassis	Default for SC213, 216, 217, 218, 219, 823M, 825, 825M, 826, 827, 828, 829, 835, 836, 837, 936, 937, 938, 939	Default for SC417, 418, 758, 846, 847, 848, optional for SC842	Optional for SC213, 216, 217, 218, 219, 417, 418, 747, 748, 758, 823M, 825, 825M, 826, 827, 828, 835, 836, 837, 842, 846, 847, 848, 936, 937, 938, 939

CABLES

External Copper 25 Gb/s

SMCI P/N	Descriptions	Length (m)	Connector	Cable type	Media	Date Rate
CBL-NTWK-0944-SS28C10M	ETHERNET, SFP28, 28GbE, PASSIVE, 30 AWG, 1M	1	SFP28	Passive	Copper	25 Gb/s
CBL-NTWK-0944-SS28C20M	ETHERNET, SFP28, 28GbE, PASSIVE, 30 AWG, 2M	2				
CBL-NTWK-0944-SS28C30M	ETHERNET, SFP28, 28GbE, PASSIVE, 30 AWG, 3M	3				
CBL-NTWK-0944-SS28C50M	ETHERNET, SFP28, 28GbE, PASSIVE, 26 AWG, 5M	5				

External Copper 100 Gb/s

SMCI P/N	Descriptions	Length (m)	Connector	Cable type	Media	Date Rate
CBL-NTWK-0943-SQ28C10M	ETHERNET, QSFP28, 100GbE, PASSIVE, 32 AWG, 1M	1	QSFP28	Passive	Copper	100 Gb/s
CBL-NTWK-0943-SQ28C50M	ETHERNET, QSFP28, 100GbE, PASSIVE, 26 AWG, 5M	5				
CBL-NTWK-0942-MQ28C10M	ETHERNET, QSFP28, 100GbE, PASSIVE, 1m, Mellanox	1	QSFP28	Passive	Copper	100 Gb/s
CBL-NTWK-0942-MQ28C20M	ETHERNET, QSFP28, 100GbE, PASSIVE, 2m, Mellanox	2				
CBL-NTWK-0942-MQ28C30M	ETHERNET, QSFP28, 100GbE, PASSIVE, LSZH, 3m, Mellanox	3				
CBL-NTWK-0942-MQ28E10M	InfiniBand, EDR, QSFP28, 100GbE, PASSIVE, LSZH, 1m, Mellanox	1				
CBL-NTWK-0942-MQ28E20M	InfiniBand, EDR, QSFP28, 100GbE, PASSIVE, LSZH, 2m, Mellanox	2				
CBL-NTWK-0942-MQ28E30M	InfiniBand, EDR, QSFP28, 100GbE, PASSIVE, LSZH, 3m, Mellanox	3				

External Copper 10 Gb/s

SMCI P/N	Descriptions	Length (m)	Connector	Cable type	Media	Date Rate
CBL-NTWK-0347	ETHERNET, SFP+, 10GbE, PASSIVE, PUSH, 1M, 30AWG	1	SFP+	Passive	Copper	10 Gb/s
CBL-NTWK-0456	ETHERNET, SFP+, 10GbE, PASSIVE, PUSH, 2M, 30AWG	2				
CBL-NTWK-0912	ETHERNET, SFP+, 10GbE, PASSIVE, PUSH, 3M, 30AWG	3				
CBL-NTWK-1009	ETHERNET, SFP+, 10GbE, PASSIVE, PUSH, 5M, 24AWG	5				
CBL-NTWK-0592	ETHERNET, SFP+, 10GbE, PASSIVE, PULL, 1M, 30AWG	1				
CBL-NTWK-0525	ETHERNET, SFP+, 10GbE, PASSIVE, PULL, 3M, 30AWG	3				
CBL-NTWK-0552	ETHERNET, SFP+, 10GbE, PASSIVE, PULL, 5M, 30AWG	5				

External Fiber 10 Gb/s

SMCI P/N	Descriptions	Length (m)	Connector	Cable type	Media	Date Rate
CBL-SFP+AOC-1M-1	ETHERNET, SFP+, 10GbE, FIBER, ACTIVE, PULL, 1M	1	SFP+	Active	Fiber	10 Gb/s
CBL-SFP+AOC-3M-1-ORG	ETHERNET, SFP+, 10GbE, FIBER, ACTIVE, PULL, 3M, Orange	3				
CBL-SFP+AOC-5M-1-ORG	ETHERNET, SFP+, 10GbE, FIBER, ACTIVE, PULL, 5M, Orange	5				
CBL-SFP+AOC-10M	ETHERNET, SFP+, 10GbE, FIBER, ACTIVE, PULL, 10M	10				

External Copper 40 Gb/s

SMCI P/N	Descriptions	Length (m)	Connector	Cable type	Media	Date Rate
CBL-NTWK-0417-01	ETHERNET, QSFP, 40GbE, PASSIVE, 1M, 30AWG	1	QSFP+	Passive	Copper	40 Gb/s
CBL-NTWK-0325-02	ETHERNET, QSFP, 40GbE, PASSIVE, 2M, 26AWG	2				
CBL-NTWK-0446-01	ETHERNET, QSFP, 40GbE, PASSIVE, 3M, 28AWG	3				
CBL-NTWK-0422-01	ETHERNET, QSFP, 40GbE, PASSIVE, 5M, 26AWG	5				

CABLES

External Copper 40 Gb/s to 4x 10 Gb/s						
SMCI P/N	Descriptions	Length (m)	Connector	Cable type	Media	Date Rate
CBL-NTWK-0719	ETHERNET, 40GbE/QSFP+ to 4x 10GbE/SFP+, PASSIVE, 1M, 30AWG, Mellanox	1	QSFP+ to 4X SFP+	Passive	Copper	40G to 4x 10G
CBL-NTWK-0720	ETHERNET, 40GbE/QSFP+ to 4x 10GbE/SFP+, PASSIVE, 3M, 30AWG, Mellanox	3				
CBL-NTWK-0721	ETHERNET, 40GbE/QSFP+ to 4x 10GbE/SFP+, PASSIVE, 5M, 25AWG, Mellanox	5				
External Fiber 40 Gb/s						
SMCI P/N	Descriptions	Length (m)	Connector	Cable type	Media	Date Rate
CBL-QSFP+AOC-1M	IB/ETHERNET, QSFP, QDR, 40GbE, FIBER, ACTIVE, PULL, 1M	1	QSFP+	Active	Fiber	40 Gb/s
CBL-QSFP+AOC-5M-1	ETHERNET, QSFP, QDR, 40GbE, FIBER, ACTIVE, PULL, 5M	5				
CBL-QSFP+AOC-10M-1	ETHERNET, QSFP, QDR, 40GbE, FIBER, ACTIVE, PULL, 10M	10				
External Copper 12 Gb/s						
SMCI P/N	Descriptions	Length (m)	Connector	Cable type	Media	Date Rate
CBL-SAST-0573	MINI SAS HD, 12G, EXT, 1M, 28AWG	1	miniSAS HD x4	Passive	Copper	12 Gb/s
CBL-SAST-0690-1	MINI SAS HD, 12G, EXT, 2M, 30AWG	2				
CBL-SAST-0677	MINI SAS HD, 12G, EXT, 3M, 28AWG	3				
CBL-SAST-1035-1	MINI SAS HD, x8, 12G, EXT, PASSIVE, PULL, 1M, 30AWG	1	miniSAS HD x8	Passive	Copper	12 Gb/s
CBL-SAST-1036-1	MINI SAS HD, x8, 12G, EXT, PASSIVE, PULL, 2M, 30AWG	2				
CBL-SAST-1037-1	MINI SAS HD, x8, 12G, EXT, PASSIVE, PULL, 3M, 28AWG	3				
Internal Copper 12 Gb/s – Oculink 1.0						
SMCI P/N	Descriptions	Length (cm)	Connector	Cable type	Media	Date Rate
CBL-SAST-0929	OcuLink v 1.0 source to MiniSAS HD, INT, PCI-E, 57CM,34AWG	57	Oculink 1.0	Passive	Copper	
CBL-SAST-0972	OcuLink v 1.0 source to MiniSAS HD, INT, PCI-E, 70CM,34AWG	70				
CBL-SAST-0847	OcuLink v 1.0, INT, PCI-E NVMe SSD, 76CM,34AWG	76				
CBL-SAST-0818	OcuLink v 1.0, INT, PCI-E NVMe SSD, 55CM,34AWG	55				
CBL-SAST-0819	OcuLink v 1.0, INT, PCI-E NVMe SSD, 65CM,34AWG	65				
CBL-SAST-0974-1	OcuLink v 1.0, INT, PCI-E NVMe SSD, 37CM,34AWG	37				
CBL-SAST-0973-1	OcuLink v 1.0, INT, PCI-E NVMe SSD, 25CM,34AWG	25				
Internal Copper 6 Gb/s						
SMCI P/N	Descriptions	Length (cm)	Connector	Cable type	Media	Date Rate
CBL-0473L	SATA, INT, ROUND, ST-ST, 21CM, 30AWG	21	7-Pin SATA	Passive	Copper	6 Gb/s
CBL-0483L	SATA, INT, ROUND, ST-ST, 29CM, 30AWG	29				
CBL-0484L	SATA, INT, ROUND, ST-ST, 55CM, 30AWG	55				
CBL-0481L	SATA, INT, ROUND, ST-ST, 81CM, 30AWG	81				
CBL-0109L-02	MINI SAS, INT, 22CM, 26AWG	22	miniSAS	Passive	Copper	6 Gb/s
CBL-0421L	MINI SAS, INT, 55CM, 26AWG	55				
CBL-0281L-01	MINI SAS, INT, 75CM, 30AWG	75				
Internal Copper 12 Gb/s						
SMCI P/N	Descriptions	Length (cm)	Connector	Cable type	Media	Date Rate
CBL-SAST-0550	MINI SAS HD, INT, 25CM, 30AWG	25	miniSAS HD	Passive	Copper	12 Gb/s
CBL-SAST-0532	MINI SAS HD, INT, 50CM, 30AWG	50				
CBL-SAST-0531	MINI SAS HD, INT, 80CM, 30AWG	80				
CBL-SAST-0623	MINI SAS HD, INT, 45CM, 85 OHM, 30AWG	45	miniSAS HD	Passive	Copper	12 Gb/s
CBL-SAST-0590	MINI SAS HD, INT, 70CM, 30, 85 OHM, AWG	70				
CBI-SAST-0957	Mini SAS HD to PCI-E SFF-8639 w/ Power, 55CM, 45CM 34AWG	55	miniSAS HD to SFF-8639	Passive	Copper	12 Gb/s
CBL-SAST-0956	OcuLink v1.0 to PCI-E SFF-8639 w/ Power, 55CM, 34 AWG	55	Oculink to SFF-8639	Passive	Copper	12 Gb/s
CBL-SAST-1011	OcuLink v1.0 to PCI-E SFF-8639 w/ Power, 75CM, 34 AWG	75				

INTEL® OMNI PATH ARCHITECTURE SWITCH

100G 48-port Intel® Omni Path Top-of-Rack Switch SSH-C48Q

High Performance, High Density, Low latency, 100-Gigabit Intel® Omni Path Architecture, Meets the Most Demanding Applications for HPC.

Supermicro SuperSwitch Solution Benefit Highlights

- 1U TOR 100 Gb/s 48-Port
- 9.6 Tb/s Switching Capacity
- Optimized for High Message Rates and Low End-to-End Latency
- Out-of-Band Fabric Management Card (Optional)
 - Ethernet (10/100/1000 Base-T) and USB Serial Console
- Redundant Hot-Pluggable 750W **Platinum Level** Power Supplies
- Redundant Cooling



SSH-C48Q



Rear View

The Supermicro SSH-C48Q 1U 48-port top-of-rack network SuperSwitch supports the 100Gbps Intel® Omni Path Architecture (OPA) providing a unique HPC cluster solution offering excellent bandwidth, latency and message rates that is highly scalable and easily serviceable.

The SSH-C48Q leverages the Intel® Scalable System Framework (SSF) to address evolving demands across high performance data analytics, machine learning, visualization, traditional modeling and simulation workloads. Designed specifically for HPC, the 48-port SSH-C48Q offers 9.6 Tb/s total fabric bandwidth and high scalability with the capability of 27,648 nodes in a 2-tier configuration. The Supermicro SSH-C48Q is designed to overcome the scaling challenges of large-sized clusters.

High Message Rate Throughput

The SSH-C48Q is designed to support high message rate traffic from each node through the fabric. That means the fabric can support the high bandwidth as well as high message rate throughput associated with the ever-increasing processing power and core counts of Intel® Xeon® Processor and Coprocessors.

48-port Switch ASIC

With a 48-port design the SSH-C48Q provides improved fabric scalability, reduced latency, increased density, reduced cost, and lower power demand. It is the basis of the SSH-C48Q capacity of 9.6 Tb/s fabric bandwidth and high scalability to 27,648 nodes in 2-tier configurations.

Deterministic Latency

Features in the Intel® OPA optimize the performance impacts of large Maximum Transmission Units (MTUs) on small messages. They help maintain consistent latency for inter-process communication (IPC) messages, such as Message Passing Interface (MPI) messages, when large messages—typically storage—are being simultaneously transmitted in the fabric. Intel® OPA can bypass lower priority large packets, giving higher priority to small packets, creating a lower and more predictable latency through the fabric.

Enhanced End-to-End Reliability

The Supermicro SSH-C48Q also delivers its own unique error detection and correction which is more efficient than the forward error correction (FEC) defined in the InfiniBand standard. Enhancements include zero load for detection - if a correction is required, packets only need to be retransmitted from the last link—not all the way from the sending node. This gives near-zero additional latency.

Ports	<ul style="list-style-type: none"> • 48 x 100 Gb/s ports – QSFP28 • RJ45 1G optional management port • USB serial console port 	
Switching	<ul style="list-style-type: none"> • Switching capacity 9.6 Tb/s total fabric bandwidth • Optimized high message rate • Optimized error detection/correction and low latency • Capability of 27,648 nodes in 2-tier configuration • Virtual lanes: Configurable from one to eight VLs plus one management VL 	<ul style="list-style-type: none"> • Configurable MTU size of 2KB, 4KB, 8KB, or 10KB • Maximum multicast table size: 8192 entries • Maximum unicast table size: 49151 entries • Passive copper or active fiber cables
Management	<ul style="list-style-type: none"> • Out-of-band management card (optional) • Enables Command Line Interface and Chassis Management GUI through 10/100/1000 Base-T Ethernet 	<ul style="list-style-type: none"> • Enables Serial Console through USB Serial Port • Fabric Management GUI
Physical/Environmental	<ul style="list-style-type: none"> • Dimensions 17.2" W x 16.6" D x 1.72" H • Weight 16 lbs / 7.26 kg 	<ul style="list-style-type: none"> • Operating Temperature: 0°C to 40°C (32°F to 104°F) • Forward Direction Air Flow
Power	<ul style="list-style-type: none"> • Redundant Hot-Pluggable 750W Platinum Level Power Supplies • AC Input: 100-127V/200-240 V, 50-60 Hz 	<ul style="list-style-type: none"> • Power consumption: <ul style="list-style-type: none"> - 210 W (Copper) - 380 W (All max 3W Optical)

LAYER 2 ETHERNET SWITCHES

Cost-effective 1-Gigabit Ethernet networking including a Power-over-Ethernet model and featuring Energy Efficient Ethernet – **We Keep IT Green®**

Rear View



Model	SSE-G2252P (52 ports; 48 with Power-over-Ethernet)	SSE-G2252 (52 ports)
General Specifications:	<ul style="list-style-type: none"> 48 RJ45 10/100/1000 Mbps Ports 4 SFP 1-G Ports Non-Blocking Standard L2 Features IPv4 and IPv6 RJ45 Console Port: Web Management, CLI Power-over-Ethernet (IEEE802.3at) <ul style="list-style-type: none"> - Up to 30W per port - Up to 400W total PoE budget 	<ul style="list-style-type: none"> 48 RJ45 10/100/1000 Mbps Ports 4 SFP 1-G Ports Non-Blocking Standard L2 Features IPv4 and IPv6 RJ45 Console Port: Web Management GUI, CLI
Switching Capacity	<ul style="list-style-type: none"> 104 Gbps 	<ul style="list-style-type: none"> 104 Gbps
Energy Efficient Ethernet	<ul style="list-style-type: none"> 802.3az 	<ul style="list-style-type: none"> 802.3az
Power Supply	<ul style="list-style-type: none"> 500W 	<ul style="list-style-type: none"> 65W
Weight	<ul style="list-style-type: none"> 11.7 lbs / 5.3kg 	<ul style="list-style-type: none"> 6.8 lbs / 3.1kg
Dimensions (WxDxH)	<ul style="list-style-type: none"> 440 x 379 x 43mm (17.3" x 14.9" x 1.7") 	<ul style="list-style-type: none"> 440 x 279 x 43mm (17.3" x 11" x 1.7")
Switching Features	<ul style="list-style-type: none"> 16K MAC address entries Link Aggregation <ul style="list-style-type: none"> - 802.3ad with LACP - Up to 12 aggregation groups up to 8 ports per group Double tagging: <ul style="list-style-type: none"> - 802.1 Q-in-Q - 802.1ad provider bridge - Unqualified learning and forwarding 	<ul style="list-style-type: none"> Storm protection <ul style="list-style-type: none"> - Broadcast - Multicast IGMP: <ul style="list-style-type: none"> - IGMP snooping v1/v2/v3 Spanning tree <ul style="list-style-type: none"> - 802.1D spanning tree - 802.1s multiple Jumbo frames up to 9KB
VLAN	<ul style="list-style-type: none"> 802.1Q tagging, port and protocol based Dynamic VLAN Support (GVRP) 	<ul style="list-style-type: none"> 4K VLANs; 256 active Voice VLAN support
Quality of Service (QoS)	<ul style="list-style-type: none"> L2/L3/L4 Traffic Classification/ Priority Management Deficit WRR and Strict Priority Scheduling Traffic shaping <ul style="list-style-type: none"> - IP based (all ports) - Port based (all ports) - Port based shaping QoS aware 4 priority queues per port IPv4/v6 DiffServ 	<ul style="list-style-type: none"> Per port bandwidth management <ul style="list-style-type: none"> - Resolution 64KB Packet prioritization based on ingress/egress ports using pre-defined value Ingress/Egress metering at 64KB increments <ul style="list-style-type: none"> - Ingress/egress policer - Ingress and egress co-work
Security Features	<ul style="list-style-type: none"> 802.3x Port-Based Authentication Switch access password protection Layer 2, 3, 4 Access Control List (512 rules) 	<ul style="list-style-type: none"> RADIUS and TACACS+ Authentication SSH/SSL Encryption
Management Features	<ul style="list-style-type: none"> Web-based management interface – HTTP/HTTPS <ul style="list-style-type: none"> - Telnet (4 sessions) - SNMP Industry standard CLI with telnet, SSH, or local management port <ul style="list-style-type: none"> - Scripting capability - Command completion - Context-sensitive "Help" 	<ul style="list-style-type: none"> Software upgrade/download Multiple configuration file upload/download by TFTP and HTTP Auto upgrade DHCP functions Telnet-Server SNMP v1/v2c/v3 RMON
PoE Features	<ul style="list-style-type: none"> Compliant with IEEE 802.3af-2003 & IEEE 802.3at-2009 PoE on 10/100/1000Base-T ports only (ports 1~48) Power start/stop (remote sense) Power feeding over 1/2 and 3/6 data twisted pair of Cat. 5 UTP/STP cable Independent overload and short-circuit protection for each port LED indicators for power status per port Per port configuration Port priority configuration IEEE 802.3af/IEEE 802.3at MIB for Power over Ethernet function 	
Operating Temperature	<ul style="list-style-type: none"> 0 ~ 50°C 	

LAYER 2/3 ETHERNET SWITCHES

Enterprise-class performance with advanced switching capabilities in a 1U form factor.
Highly cost-effective 1/10-Gigabit Ethernet Networking – Standalone or Top-of-Rack.



Model	SSE-G24-TG4	SSE-X3348S/SR	SSE-X3348T/TR
Port Attributes	<ul style="list-style-type: none"> 24 One Gigabit Ethernet ports 24 RJ45 Copper ports Four fiber SFP combo ports Out-of-band RS-232 Management port Up to four 10-Gigabit Ethernet uplinks Up to two stacking ports 	<ul style="list-style-type: none"> 48 Ten-Gigabit Ethernet ports - SFP+ Connectors 4 Forty-Gigabit Ethernet ports - QSFP Connectors 2 One-Gigabit Ethernet ports - RJ45 Connectors Out-of-band RS-232 Management port 	<ul style="list-style-type: none"> 48 Ten-Gigabit Ethernet ports - 10GBase-T RJ45 connectors 4 Forty-Gigabit Ethernet ports - QSFP Connectors 2 One-Gigabit Ethernet ports - RJ45 Connectors Out-of-band RS-232 Management port Energy Efficient Ethernet- IEEE 802.3az
Switching Capacity	136Gbps	1284 Gbps	1284 Gbps
Stacking Performance	Up to 48 Gbps		
Power Consumption	105W	326W (Redundant Power Supplies) Reverse airflow model available	357W (Redundant Power Supplies) Reverse airflow model available
Weight	12.6 lbs / 5.70 kg (w/ modules) 12.2 lbs / 5.54 kg (w/o modules)	18.1 lbs / 8.2 kg	20.3 lbs / 9.22 kg
Dimensions (WxDxH)		438 x 473 x 43mm (17.3" x 18.6" x 1.7")	438 x 473 x 43mm (17.3" x 18.6" x 1.7")
Availability	<ul style="list-style-type: none"> Multiple Spanning Trees (802.1s) Virtual Redundant Routing Protocol (VRRP) 	<ul style="list-style-type: none"> Spanning Tree (802.1D) Rapid Spanning Tree (802.1w) 	<ul style="list-style-type: none"> Multiple Spanning Trees (802.1s) Virtual Redundant Routing Protocol (VRRP)
VLAN	1K Static VLANs	802.1Q tagging, port and protocol based Dynamic VLAN Support (GVRP) 4K Static VLANs	
Quality of Service and DiffServ	<ul style="list-style-type: none"> Marking Metering / Rate limiting 	<ul style="list-style-type: none"> 8 priority queues per port Adjusted WRR and Strict Priority Scheduling Layer 2, 3, 4 Prioritization 	<ul style="list-style-type: none"> Marking Metering / Rate limiting
Switching Features	<ul style="list-style-type: none"> Jumbo Frames up to 9KB Port Mirroring – N to 1. Tx & Rx Configurable 	<ul style="list-style-type: none"> Link Aggregation - 24 groups with 8 members per group MLAG support LACP Support 	<ul style="list-style-type: none"> Link Layer Discovery Protocol (802.1AB) Jumbo Frames up to 9KB Port Mirroring – N to 1. Tx & Rx Configurable
Routing Features	<ul style="list-style-type: none"> VRRP (Virtual Router Redundancy Protocol) DVMRP (Distance Vector Multicast Routing Protocol) 	<ul style="list-style-type: none"> Static Routing, RIP v1/v2, RIPng, OSPF v1/v2/v3 and BGP IPv4 and IPv6 Routing 	<ul style="list-style-type: none"> VRRP (Virtual Router Redundancy Protocol) DVMRP (Distance Vector Multicast Routing Protocol)
Multicast	<ul style="list-style-type: none"> PIM SM, PIM DM PIM SMv6 	<ul style="list-style-type: none"> IGMP Snooping v1, v2, v3 IGMP v1, v2, v3 	<ul style="list-style-type: none"> PIM SM, PIM DM PIM SMv6
Security Features	<ul style="list-style-type: none"> RADIUS and TACACS+ Authentication SSH, SSL Encryption 	<ul style="list-style-type: none"> 802.3x Port Based Authentication Switch access password protection Layer 2, 3, 4 Access Control Lists (256 rules) 	<ul style="list-style-type: none"> RADIUS and TACACS+ Authentication SSH, SSL Encryption
Management Features	<ul style="list-style-type: none"> Multiple levels of user privilege (CLI and Web UI) SNMP v1, v2, v3 Four RMON Groups - (1, 2, 3 and 9) Logging – syslog Dual firmware images Configuration file - upload / download 	<ul style="list-style-type: none"> Web-based management interface – HTTP/HTTPS - Telnet - SNMP Industry standard CLI with telnet, SSH, or local management port - Scripting capability - Command completion - Context-sensitive "Help" 	<ul style="list-style-type: none"> Multiple levels of user privilege (CLI and Web UI) SNMP v1, v2, v3 Four RMON Groups - (1, 2, 3 and 9) Logging – syslog Dual firmware images Configuration file - upload / download
Operating Temperature		0 ~ 40°C	0 ~ 40°C

Options (order at least one, maximum two with each SSE-G24-TG4 or SSE-G48-TG4)

AOM-SSE-X2S



Two-port SFP+ connector module for copper or fiber connections and for stacking

LAYER 2/3 ETHERNET SWITCHES

Convenient, Cost-effective way to ease the transition from 10G to 25G Ethernet

New!
Non-blocking connectivity
1U form factor for flexible installation

New!
Non-blocking connectivity
1U form factor for flexible installation



Rear View



Model	SSE-F3548SR (54 Ports)	SSE-F3548S (54 Ports)
Port Attributes	<ul style="list-style-type: none"> • 48 Twenty-Five Gigabit Ethernet Ports - SFP28 Connectors • 6 100G Ethernet Ports - QSFP28 Connectors • 1 One-Gigabit Ethernet ports - RJ45 Connector • 1 RJ45 Console port • 1 USB port • Reverse Airflow 	<ul style="list-style-type: none"> • 48 Twenty-Five Gigabit Ethernet Ports - SFP28 Connectors • 6 100G Ethernet Ports - QSFP28 Connectors • 1 One-Gigabit Ethernet ports - RJ45 Connector • 1 RJ45 Console port • 1 USB port
Switching Capacity	<ul style="list-style-type: none"> • 3.6Tb 	
Power Consumption	<ul style="list-style-type: none"> • <400W (Redundant Power Supplies) 	
Weight	<ul style="list-style-type: none"> • 18.1 lbs / 8.2 kg 	
Dimensions (WxDxH)	<ul style="list-style-type: none"> • 445 x 515 x 43.5mm (17.5" x 20.2" x 1.7") 	
Availability	<ul style="list-style-type: none"> • Multiple Spanning Tree (802.1D) 	
VLAN	<ul style="list-style-type: none"> • 4K Static VLANs • 802.1Q tagging, port and protocol based 	
Quality of Service and DiffServ	<ul style="list-style-type: none"> • 8 priority queues per port • Metering / Rate limiting • COS • QoS (with DiffServ) • Storm Control • Flow Control • Marking 	
Switching Features	<ul style="list-style-type: none"> • 64K MAC address entries • Jumbo frames up to 9KB • Spanning tree • Link Aggregation • LACP Support 	<ul style="list-style-type: none"> • MLAG • Storm protection • Loop Protection • Port Mirroring - N to 1. Tx & RX
Routing Features	<ul style="list-style-type: none"> • Future Release 	
Multicast	<ul style="list-style-type: none"> • IGMP Snooping v1, v2, v3 	
Security Features	<ul style="list-style-type: none"> • RADIUS and TACACS+ Authentication • SSH/SSL Encryption • Switch acces password protection • ACL 	
Management Features	<ul style="list-style-type: none"> • Multiple levels of user privilege (CLI and Web UI) • DHCP Client • Logging - syslog • Configuration file - upload / download • Multiple configuration file upload/download by TFTP and HTTP • NTP 	<ul style="list-style-type: none"> • Software upgrade/download • SNMP v1, v2, v3 • Uplink Failure Detection • Web-based management interface HTTP/HTTPS • OpenConf • RESTCONF
Operating Temperature	<ul style="list-style-type: none"> • 0°C ~ 45°C (32°F - 113°F) 	

OPEN NETWORKING ETHERNET SWITCHES

The SSE-G3648B/SSE-G3648BR, SSE-X3648S/SSE-X3648SR, and SSE-C3632S/SSE-C3632SR switches are ideal for deployment in Data Center, Cloud and Enterprise environments with the capability of handling access for the most demanding applications. All are available as a reverse-airflow model for use in large data centers with alternating hot and cold equipment aisles. And all are equipped with a second, redundant power supply (optional on SSE-G3648B/SSE-G3648BR). Pre-loaded with the Open Network Install Environment (ONIE), all three are ready for your networking operating system of choice. Supermicro recommends the use of Cumulus Linux – these switches are all listed on the Hardware Compatibility List (HCL) of Cumulus Networks. Cumulus Linux is an OS for open networking incorporating a true Linux distribution with extensive networking features plus hardware acceleration of routing and switching functions. By using many of the same tools employed for servers, Cumulus Linux enables affordable scalability with clear CapEx savings and even greater OpEx savings; it unleashes rapid innovation via custom, open source or commercial Linux tools and applications. The embedded X86 Linux-based controller is particularly well suited for running the provisioning tools which are typically used for servers. Contact Cumulus Networks (www.cumulusnetworks.com) for more details and ordering information.

With these bare metal switches Supermicro customers have the opportunity to choose the hardware/software combination that best suits their own individual networking environment. And with Supermicro product reliability and support, customers can rest assured that their investment is truly protected.

New! Layer 2/3

New! Layer 2/3

New! Layer 2/3



Rear View



Model	SSE-G3648B/BR	SSE-X3648S/SR	SSE-C3632S/SR
Port Specifications	<ul style="list-style-type: none"> 48 x 1Gbps Ethernet RJ45 ports 4 x 10Gbps Ethernet SFP+ ports RJ-45 Ethernet management port RJ45 (for console cable) 	<ul style="list-style-type: none"> 48x Ten-Gigabit Ethernet ports – SFP+ 6x Forty-Gigabit Ethernet ports – QSFP+ RJ-45 (for console cable) RJ-45 1G Ethernet Management Port USB 	<ul style="list-style-type: none"> 32 x 40Gbps Ethernet QSFP28 ports 32 x 100Gbps Ethernet QSFP28 ports 1 x 10Gbps Ethernet SFP+ ports RJ-45 Gigabit Ethernet management port RJ-45 serial console Type A USB 2.0 port
Data Forwarding	<ul style="list-style-type: none"> Switching Capacity – 176 Gbps Broadcom® Helix4 Switch Chip Wire-speed Layer 3 Routing 1:1 Non-blocking connectivity 	<ul style="list-style-type: none"> Switching Capacity - 1440 Gbps Broadcom® Trident II Switch Chip Wire-speed Layer 3 Routing 1:1 Non-blocking connectivity 	<ul style="list-style-type: none"> Switching Capacity - 6.4Tbps Broadcom® Tomahawk Switch Chip Wire-speed Layer 3 Routing 1:1 Non-blocking connectivity
Control Plane	<ul style="list-style-type: none"> Intel® CPU 2GB DRAM 8GB SSD ONIE Cumulus Linux Ready 	<ul style="list-style-type: none"> Intel® CPU 4GB DRAM 16GB SSD ONIE Cumulus Linux Ready 	<ul style="list-style-type: none"> Intel® CPU 4GB DRAM 16GB SSD ONIE Cumulus Linux Ready
Power	<ul style="list-style-type: none"> Hot-pluggable 200W power supply Optional second redundant power supply AC Input: 100-127/200-240 V, 50/60 Hz Power Consumption: < 85.2 Watts 	<ul style="list-style-type: none"> Redundant, hot-pluggable, 460W power supplies AC Input: 100-127/200-240 V, 50/60 Hz Power Consumption: 305 Watts 	<ul style="list-style-type: none"> Redundant, hot-pluggable, 800W power supplies AC Input: 100-127/200-240 V, 50/60 Hz Power Consumption: 650 Watts
Physical/ Environmental	<ul style="list-style-type: none"> Weight: Net weight: 8.18kg (with 2 PSUs) Regular and Reverse Airflow Models Size (W x D x H): 434 x 320 x 44 mm (17.1 x 11.2 x 1.73 in.) Temperature: Operating 0°C to 45 °C (32°F to 113°F) Humidity - Operating: 5% to 95% (non-condensing) 	<ul style="list-style-type: none"> Weight: Net weight: 10.13kg (22.29 lb with 2 PSUs) Regular and Reverse Airflow Models Size (W x D x H): 434 x 550 x 44 mm (17.1 x 21.6 x 1.73 inches) Temperature: Operating 0°C to 40 °C (32°F to 104°F) Humidity - Operating: 5% to 95% (non-condensing) 	<ul style="list-style-type: none"> Weight: Net weight: 10.18kg (22.29 lb with 2 PSUs) Regular and Reverse Airflow Models Size (W x D x H): 434x 520 x 44 mm (17.1 x 20.47 x 1.73 inches) Temperature: Operating 0°C to 40 °C (32°F to 104°F) Humidity - Operating: 5% to 95% (non-condensing)
General	<ul style="list-style-type: none"> Bare metal - ONIE Installed 1U form factor for flexible installation Mounting Flanges (included) 	<ul style="list-style-type: none"> Bare metal - ONIE Installed 1U form factor for flexible installation Mounting Rails (included) 	<ul style="list-style-type: none"> Bare metal - ONIE Installed 1U form factor for flexible installation Mounting Rails (included)
Optional Power Supply	<ul style="list-style-type: none"> PWS-FRU-G3648-1F Second (for redundancy) power supply for SSE-G3648B Ethernet Switch. Forward Airflow PWS-FRU-G3648-1R Second (for redundancy) power supply for SSE-G3648BR Ethernet Switch. Reverse Airflow 		

Resource-Saving Technologies



BigTwin™
4/2 DP Nodes in 2U, 3 UPI
24x 2.5" NVMe/SAS3/SATA3 drives

8U/6U/4U SuperBlade®
Up to 20 DP/10 MP Nodes

3U/6U MicroBlade
0.05/0.1/0.2U MicroBlade Servers in 3U/6U

GPU/Coprocessor Supercomputing
Multi TeraFLOPS Servers/Workstations/Blades

1U 36/32 EDSFF/ NF1/U.2 NVMe Servers and JBOD
Petabyte Scale All-Flash NVMe Storage

60/45x 3.5"
Top-Loading Drives in 4U
26" Depth

FatTwin™
8/4 Nodes in 4U
Front or Rear I/O

All Flash Solutions
NVMe 2U/1U Storage Systems

Ultra
Enterprise Class Computing

Datacenter Optimized
Datacenter PUE < 1.1
47°C Ambient Server Solutions



Comprehensive Server, Storage and Networking Product Lines Optimized for IT, Datacenter, Embedded, HPC and Cloud Computing



Worldwide Headquarters
Super Micro Computer, Inc.
980 Rock Ave.
San Jose, CA 95131, USA
Tel: +1-408-503-8000
Fax: +1-408-503-8008
E-mail: Marketing@Supermicro.com

EMEA Headquarters
Super Micro Computer, B.V.
Het Sterrenbeeld 28, 5215 ML,
's-Hertogenbosch, The Netherlands
Tel: +31-73-640-0390
Fax: +31-73-641-6525
E-mail: Marketing@Supermicro.nl

APAC Headquarters
Super Micro Computer, Taiwan Inc.
3F, No. 150, Jian 1st Rd., Zhonghe Dist.,
New Taipei City 235, Taiwan
Tel: +886-2-8226-3990
Tel: +886-2-8226-3991
E-mail: Marketing@Supermicro.com.tw

www.Supermicro.com

©Super Micro Computer, Inc. Specifications subject to change without notice. All other brands and names are the property of their respective owners. All logos, brand names, campaign statements and product images contained herein are copyrighted and may not be reprinted and/or reproduced, in whole or in part, without express written permission by Supermicro Corporate Marketing.



MKT-0002-04/2019-R01